

Registration
Handbook &



Schedule of Courses

Spring 2001

Colorado
University of Colorado at Boulder

Where to Look

| | |
|---|-------------------|
| Addresses | 34 |
| Administrative Drops | 19 |
| Advising | 10, 34-35 |
| Available Credit Courses for Eligible Special Students (ACCESS) Registration | 38 |
| Bicycle Registration | 40 |
| Buff OneCard™ | 35 |
| Building Abbreviations | 42 |
| Calendar, Registration/Academic | 2-3 |
| Campus ID Cards (Buff One Card™) | 35 |
| Campus Map | 122 |
| Changing Credit and Grading Status | 36-37 |
| Changing Your College or Major | 35 |
| Class Standing | 10 |
| College, Schools, and Department Directory | 22 |
| Computer Labs | 35 |
| Concurrent Registration | 39 |
| Confidentiality of Student Records | 35-36 |
| Controlled Enrollment Courses | 14 |
| Core Curriculum | 115 |
| Course Available Lists | 14, 18 |
| Course Fees | 29 |
| Course Listings | 44 |
| Architecture and Planning | 44 |
| Arts and Sciences | 44 |
| Business | 95 |
| Education | 98 |
| Engineering | 101 |
| Journalism | 108 |
| Music | 109 |
| ROTC | 112 |
| Student Leadership Program | 114 |
| Course Reservation Program | 39 |
| Credit and Grading Options | 16, 36-37 |
| Credit-Hour Limits/Course-Load Definitions | 36 |
| CU Connect Hours | 16, 19 |
| CU Connect: Telephone Registration | 13, 16, 17 |
| Deferred Tuition | 32 |
| Degree Audits/PLUS | 38 |
| Department Directory | 22-23 |
| Drop/Add Deadlines | 19 |
| Drop/Add Form | 21 |
| Drop/Add Sites | 19 |
| Drop/Add Time Assignments | 18 |
| E-Mail the Registrar | 37 |
| Enrollment Deposit | 29 |
| Faculty/Staff Registration | 39 |
| Fees | 27-29 |
| Final Exam Schedule | 5 |
| Financial Aid | 33-34 |
| Grade Information | 37 |
| Graduation | 37 |
| Health Insurance | 30-31 |
| Help Line | 7, 13, 16 |
| High School Concurrent Registration | 39 |
| Home Page | 38 |
| Independent Study Courses | 14 |
| Intercampus Registration | 39 |
| Invitation to Register | 10 |
| Late Registration | 39 |
| Linked Courses | 14 |

| | |
|---|-------------------|
| No Credit Option | 16, 37 |
| Parking Permits | 40 |
| Pass/Fail Option | 16, 37 |
| Paying Your Bill | 31-32 |
| Personal Identification Number (PIN) | 10, 38 |
| Personal Look-Up Services (PLUS) | 38 |
| Phone/Help Numbers | 7 |
| Plan Your Schedule | 10 |
| Receive Your Schedule/Bill | 18 |
| Refunds | 32-33 |
| Registrar's Home Page | 38 |
| Registrar's Office Hours | 7 |
| Registration Eligibility | 10 |
| Registration Form | 17 |
| Registration Steps | 9 |
| Registration Time Assignments | 10 |
| Residency | 29 |
| Schedule/Bill Distribution | 18 |
| Schedule Planner | 14, 38 |
| Schedule Planning Worksheet | 11 |
| Senior Citizens Auditors Program | 40 |
| Short-Term Loans | 33 |
| Special Assistance | 10, 32 |
| Stops on Your Registration | 10 |
| Student Art Contest | 7 |
| Student Opportunities Fees | 12-13 |
| Telephone Registration | 13, 16, 17 |
| Term Code | 10, 17, 37 |
| Time Assignments | |
| Registration | 10 |
| Drop/Add | 18 |
| Time Out Program | 40 |
| Transcripts/Grade Information | 37 |
| Tuition and Fees | 25, 27-29 |
| Tuition Payment Deadline | 25, 32 |
| Understanding Course Numbers/Listings | 41 |
| Variable Credit Option | 37 |
| Verifying Your Schedule | 13, 15 |
| Veterans' Benefits | 33 |
| Wait Lists | 14-15 |
| Wardenburg Health Center | 31 |
| Web Registration | 13, 17 |
| Web Registration Hours | 16, 19 |
| Withdrawing | 40-41 |
| Withdrawing and Financial Aid | 33-34, 41 |

FULL CYCLE

Ride a bike, be happy & live a long life!

www.fullcycleboulder.com

- fine bicycle goods
- friendly & professional
- only 352 feet from campus



303.440.7771

1211 13th st. On The Hill

This is a paid advertisement and is not supported nor endorsed by the University of Colorado at Boulder

Registration/Academic Calendar

Any student who completes registration agrees to pay the University of Colorado at Boulder according to the payment terms documented in the *Registration Handbook and Schedule of Courses* under the Paying Your Bill section. (See page 31.)

OCTOBER 30 (MON.) - NOVEMBER 3 (FRI.)

- Spring 2001 course reservation registration period for eligible students. (See page 38 of the *Fall 2000 Registration Handbook and Schedule of Courses* for eligibility requirements.)

NOVEMBER 6 (MON.) - DECEMBER 3 (SUN.)

- Spring 2001 registration time assignments for students enrolled during fall 2000. For best course selection, register as soon as possible after your time assignment begins. Continuing students can register through January 11.

DECEMBER 4 (MON.) - JANUARY 11 (THURS.)

- Schedule adjustment for continuing degree students who have completed registration for spring semester, and registration for continuing students who have not yet registered.
- Spring 2001 registration for new and readmitted students not required to attend an orientation.

DECEMBER 15 (FRI.)

- **Deadline** to update your permanent address to ensure that your spring 2001 schedule/bill is mailed to the correct address.

DECEMBER 18 (MON.)

- Schedule/bills mailed to the permanent address of all students who register by December 15.

JANUARY 2 (TUES.)

- Schedule/bills mailed to the permanent address of all students who register December 17-29.

JANUARY 5 (FRI.)

- **Deadline** (5:00 p.m.) for continuing students to withdraw from the university and receive a **full refund** of the \$200 enrollment deposit, less any outstanding charges. (This deadline to withdraw and not forfeit the deposit applies to students planning to go on the Time Out Program as well.) New and readmitted students are not eligible for a refund. (See page 41.)

JANUARY 11 (THURS.)

- **Deadline** for all students, both undergraduate and graduate, to register for spring courses. **Registration must be completed by 6:00 p.m. to be guaranteed enrollment for spring semester.** After this date, registration is on a space-available basis, and a **\$50 late fee** is charged. (See page 39 for late registration information.)

JANUARY 12 (FRI.)

- Schedule/bill distribution for students who registered after December 29, for students who did not receive a schedule/bill in the mail, and for students who need a revised schedule/bill, 8:30 a.m. to 5:00 p.m. in Regent Administrative Center.
- Drop/add time assignments begin. (See page 18.)
- ACCESS registration begins. (See page 38.)

JANUARY 14 (SUN.)

- Drop/add time assignments continue. (See page 18.)

JANUARY 15 (MON.)

- Martin Luther King Jr. holiday. No classes. University closed.

JANUARY 16 (TUES.)

- Classes begin.

JANUARY 22 (MON.)

- Space-available registration for Senior Citizens Auditors Program, Koenig Alumni Center, 9:00 a.m. to 3:00 p.m.; continues on Tuesday, January 23, 9:00 a.m. to noon. (See page 41.)

JANUARY 24 (WED.)

Add Deadline:

- **Deadline** (5:00 p.m.) to add a course, including independent study and thesis, without the instructor's signature. *After this date, you must have the signature of your instructor on a special action form to add a course (through February 2).* **NOTE:** After 5:00 p.m. on this date, CU Connect and web registration are only available for dropping courses (through 5:00 p.m. on January 31, the drop deadline). (See page 19.)

Wait List Deadline:

- **Deadline** (5:00 p.m.) to add your name to a course wait list. (See page 19.)

Tuition Payment Deadline:

- **Deadline** (6:00 p.m.) to pay full tuition and fees and to turn in a deferred tuition agreement. **No grace period.** (See pages 31-32.)
- **Deadline** (6:00 p.m.) to waive university-sponsored health insurance at Wardenburg Health Center.
- **Deadline** (6:00 p.m.) to waive UCSU student fees.
- **Deadline** to request a refund of any student opportunities fees you selected. (See pages 12-13.)
- **Deadline** (5:00 p.m.) for private scholarship checks to be received in the financial aid scholarship office to avoid late and service charges. Outstanding charges that are anticipated to be paid by a scholarship that has not been received must be paid by this date in order to avoid late and service charges.

JANUARY 31 (WED.)**Drop Deadline:**

- **Deadline** (5:00 p.m.) to drop a course without the instructor's signature, without being assessed tuition and fees for that course, and without a *W* appearing on your transcript. *After this date, you must have the signature of your instructor on a special action form and you must be passing your course to drop it.* (See page 19.)
- **Deadline** (5:00 p.m.) to withdraw from the university and only be assessed \$200 in tuition and fees. (See page 41.)

FEBRUARY 2 (FRI.)

- **Deadline** (5:00 p.m.) to add a course without petitioning your dean. **NOTE:** Instructor's signature is required on a special action form to add a course. In general, instructors will only approve an add if you've been regularly attending and there's space in the course. (See page 19.)
- **Deadline** (5:00 p.m.) to change variable-credit hours, pass/fail, and no-credit status on courses. (See page 19.)

FEBRUARY 14 (WED.)

- **Deadline** (5:00 p.m.) to withdraw from the university and only be assessed 40 percent of full tuition and fees. (See page 41.)

FEBRUARY 23 (FRI.)

- **Deadline** for students who have three or more final exams on the same day to make arrangements to change their final exam schedule. (See page 5.)

FEBRUARY 28 (WED.)

- **Deadline** (5:00 p.m.) to drop a course without petitioning your dean. (See page 19.)
- **Deadline** (5:00 p.m.) to withdraw from the university and only be assessed 60 percent of full tuition and fees. After this day, 100 percent of tuition and fees is due. (See page 41.)
- **Deadline** (5:00 p.m.) to pay any unpaid balance, including approved deferred tuition. **No grace period.**
- **Deadline** (5:00 p.m.) to turn in Time Out Program (TOP) applications to the registrar's office. (See page 41.)

MARCH 5 - 9 (MON. - FRI.)

- Distribution of the *Summer Session 2001 Catalog* and the *Fall 2001 Registration Handbook and Schedule of Courses* in Regent foyer, 9:00 a.m. to 5:00 p.m. (except Monday, March 5, until 6:00 p.m.). Beginning Monday, March 12, distribution is in Regent 105.

MARCH 7 (WED.)

- Summer 2001 registration begins for continuing degree students enrolled during spring 2001.

MARCH 12 (MON.)

- Summer 2001 registration begins for eligible new and readmitted students, and for nondegree students.

MARCH 19 - 29 (MON. - THURS.)

- Fall 2001 course reservation registration period for eligible students. (See page 38.)

MARCH 26 - 30 (MON. - FRI.)

- Spring break. No classes. (University closed on Friday, March 30.)

APRIL 2 - 29 (MON. - SUN.)

- Fall 2001 registration period for continuing degree students enrolled during spring 2001.

APRIL 30 (MON.)

- Fall 2001 registration begins for eligible new and readmitted students.

MAY 4 (FRI.)

- Last day of classes for spring 2001.

MAY 5 - 10 (SAT. - THURS.)

- Final exams for spring 2001. (There are no exams on Sunday, May 6.)

MAY 11 (FRI.)

- Spring 2001 commencement, Folsom Stadium, 9:30 a.m.

MAY 14 (MON.) - JUNE 1 (FRI.)

- Summer 2001 Maymester session.

MAY 28 (MON.)

- Memorial Day Holiday. No classes. University closed.

JUNE 4 (MON.)

- Summer 2001 classes begin for first five-week, eight-week, and ten-week sessions.

JULY 4 (WED.)

- Independence Day holiday. No classes. University closed.

JULY 10 (TUES.)

- Summer 2001 classes begin for second five-week session.

AUGUST 11 (SAT.)

- Summer 2001 commencement, 8:30 a.m., Norlin quadrangle.

AUGUST 27 (MON.)

- Fall 2001 classes begin.

SEPTEMBER 3 (MON.)

- Labor Day holiday. No classes. University closed.

OCTOBER 4-5 (THURS.- FRI.)

- Fall break. No classes.

NOVEMBER 22 - 23 (THURS. - FRI.)

- Thanksgiving holiday. No classes. University closed.

DECEMBER 13 (THURS.)

- Last day of Fall 2001 classes.

DECEMBER 14 - 20 (FRI. - THURS.)

- Final exams for fall 2001. (There are no exams on Sunday, December 16.)

DECEMBER 21 (FRI.)

- Fall 2001 commencement, Coors Events/Conference Center, 9:30 a.m.

If you have three or more final exams scheduled on the same day, you are entitled to arrange an alternative exam time for the last exam or exams scheduled on that day. To qualify for rescheduling final exam times, you must provide evidence that you have three or more exams on the same day, and arrangements must be made with your instructor no later than the end of the sixth week of the semester (Friday, February 23, 2001).

For the complete final examination policy, see the *University of Colorado at Boulder Catalog*.

The spring 2001 final exam schedule can also be found on the World Wide Web at <http://registrar.colorado.edu>.

Explanation of Abbreviations Used for Days: Monday—M Thursday—R
 Tuesday—T Friday—F
 Wednesday—W Saturday—S

Check with your instructor for class meeting times that do not fall within the standard meeting patterns.


Final Exam Schedule

| Classes Meeting MWF, M-F | Exam Date/Time | | | Classes Meeting TR | Exam Date/Time | | |
|-----------------------------|----------------|--------|------------------------|----------------------------|----------------|--------|------------------------|
| 8:00 a.m. | Thur. | May 10 | 7:30 a.m. - 10:00 a.m. | 8:00 a.m. | Wed. | May 9 | 10:30 a.m. - 1:00 p.m. |
| 9:00 a.m. | Wed. | May 9 | 1:30 p.m. - 4:00 p.m. | 9:30 a.m. | Sat. | May 5 | 7:30 p.m. - 10:00 p.m. |
| 10:00 a.m. | Mon. | May 7 | 1:30 p.m. - 4:00 p.m. | 11:00 a.m. | Tues. | May 8 | 10:30 a.m. - 1:00 p.m. |
| 11:00 a.m. | Tues. | May 8 | 7:30 a.m. - 10:00 a.m. | 12:30 p.m. | Sat. | May 5 | 1:30 p.m. - 4:00 p.m. |
| 12:00 p.m. | Mon. | May 7 | 7:30 a.m. - 10:00 a.m. | 2:00 p.m. | Mon. | May 7 | 10:30 a.m. - 1:00 p.m. |
| 1:00 p.m. | Tues. | May 8 | 1:30 p.m. - 4:00 p.m. | 3:30 p.m. | Sat. | May 5 | 7:30 a.m. - 10:00 a.m. |
| 2:00 p.m. | Wed. | May 9 | 7:30 a.m. - 10:00 a.m. | Evening classes T, TR* | Tues. | May 8 | 7:30 p.m. - 10:00 p.m. |
| 3:00 p.m. | Sat. | May 5 | 10:30 a.m. - 1:00 p.m. | Evening classes R only* | Thur. | May 10 | 4:30 p.m. - 7:00 p.m. |
| 4:00 p.m. | Thur. | May 10 | 1:30 p.m. - 4:00 p.m. | | | | |
| Evening classes M, MW* | Mon. | May 7 | 7:30 p.m. - 10:00 p.m. | | | | |
| Evening classes W only* | Wed. | May 9 | 7:30 p.m. - 10:00 p.m. | | | | |

*All classes beginning at 5:00 p.m. or later are considered to be "evening" classes.

Common Final Exams

| | | | |
|---|-------|--------|------------------------|
| APPM 1350, 1360, 2350, 2360 | Tues. | May 8 | 4:30 p.m. - 7:00 p.m. |
| BCOR 1000, 2100 | Wed. | May 9 | 4:30 p.m. - 7:00 p.m. |
| BCOR 2150 | Sat. | May 5 | 4:30 p.m. - 7:00 p.m. |
| CHEM 1021, 1071, 1131, 1211, 3331 | Mon. | May 7 | 4:30 p.m. - 7:00 p.m. |
| EPOB 1040, 1220, 2060, 2660 | Sat. | May 5 | 4:30 p.m. - 7:00 p.m. |
| FREN 1010, 1020, 1050, 2110, 2120 | Thur. | May 10 | 10:30 a.m. - 1:00 p.m. |
| GRMN 1010, 1020, 2010, 2020 | Wed. | May 9 | 4:30 p.m. - 7:00 p.m. |
| ITAL 1010, 1020, 2110, 2120 | Thur. | May 10 | 10:30 a.m. - 1:00 p.m. |
| MATH 1300, 1310, 2300, 2400 | Tues. | May 8 | 4:30 p.m. - 7:00 p.m. |
| PHYS 1110, 2020 | Sat. | May 5 | 4:30 p.m. - 7:00 p.m. |
| RUSS 1020 | Wed. | May 9 | 4:30 p.m. - 7:00 p.m. |
| SPAN 1010, 1020, 1150, 2110, 2120, 2150, 3000 | Mon. | May 7 | 4:30 p.m. - 7:00 p.m. |



SANN Research Institute proudly offers various Study Abroad Program opportunities for students in the US.....!!

Students who are interested in exploring the world, come join us !! All courses are taught in English. Except in "*Semester in Nepal*" and in "*Semester Around the World*", the participants may select their own courses in each of these programs. All the offered courses are accredited by various Universities within the US. Each of these programs provide 12 - 15 credits of intensive academic coursework in respective countries and each of these programs also include study related excursions and field trips. The Semester long program extends to 14 weeks..

Semester in China

This is not a study abroad for the timid. This is a program for students interested in mingling daily with fellow students from China.....

Students can enroll in a variety of general study courses and earn credits while learning Chinese language and culture with Chinese classmates. Students further to get to visit the Great Wall, Tiananmen square, Forbidden city and other historical places of Chinese importance.

Total cost of program for 2000-2001 is US \$5500.

This fee does not include R/T airfare and in transit hotel but includes University, tuition and Institution fees, food and accommodation, excursions and field trips.

Semester in New Zealand

An opportunity to explore and learn in this island country takes students to a different world...come join us in NZ.

Along with the studies on history and culture of NZ, students may also select of a variety of courses to earn credits while in NZ. Further, the Semester also includes field trips to historical sites and caves of New Zealand.

Total cost for 200-2001 is US \$6500.

This includes r/t airfare, University and tuition fee, Institution fee, food and accommodation, excursions and field trips

Semester in Namibia

From the advanced life in the US to the wild beauty of Namibia....come and explore the African world by participating in this unique program.....

Students get to choose from a variety of subjects to spend this semester in Africa. They will further get to go on a 16 day wildlife safari and a 5 day trip to visit the Himba (hushmen) tribes.

Total cost for 2000-2001 is US \$7780.00.

This includes R/T airfare from Atlanta/ GA, University and tuition fee, institution fee, food and accommodation, excursions and field trips.

Semester Around the World

Spend a Semester seeing the world while earning 12 credits. This unique study abroad opportunity takes you to Nepal, China, New Zealand and to Japan.

During the two months stay in Nepal you can earn 6 credits and learn the politics and religion of the country and experience trekking in the Himalayas. Further you will have the opportunity to live with a Nepali family in the home stays.

During your one month stay in China you can earn 3 credits and enroll in Arts of China and visit many historical and cultural places, including the Great Wall, The Forbidden City and the Tiananmen Square. This program takes you to **New Zealand**, during **Spring Semester** for a month. While in New Zealand you can earn 3 credits and learn about the culture, politics and history of NZ. Further, you can visit the key sites of Musket Wars and NZ Wars; visit the Waitomo caves region followed by visit to Coromandel Peninsula region and then to the Rotorua region visits.

Semester Around the World takes you to **Japan** during the **Fall Semester** for a month. In Japan you get to study the Japanese cultural studies while exploring this technological wonder of the world. Total Cost for 2000- 2001 is US \$11,150.

This includes R/T airfare from hometown, University and tuition fee, in country entry fees, visa charges, trek and trip permits accommodation, food, academic excursions and transit hotels.

Note: In addition to these semester- long program, SANN Research Institute also provides various short programs to either Nepal or Namibia scheduled to run during academic summer or winter breaks. For more information on these programs call SANN at (303) 449 4279

Semester in Nepal

Spend a semester in this mystical country and earn academic credits.....

This is an amazing opportunity for students to learn about religion politics and ecology of this little Himalayan country and further learn basic Nepali language. In addition to this students will participate in a 21 day trek in the Himalayas, 2 day wildlife safari and one week village living experience.

Total cost for 2000-2001 is US \$6000, this includes University and tuition fee, food and accommodation, excursions and field trips. Not included is r/t airfare, visa, in transit costs. Sann Research can make travel arrangements bringing the cost to US \$7,780.

Summer in Nepal

Participants study the religion and politics of Nepal and learn some beginning Nepali Language. They spend a week trekking in the Himalayas, live for a week a Nepali Village and visit interesting cultural sites in and around Katmandu.

Total cost for 2000-2001 is US \$4200

This includes University and tuition fee, food and accommodation, excursions and field trips. Not included r/t airfare, visas and in transit facilities

Semester in Japan

Learn more about this country of technological wonders by spending a Semester in Japan.....

This is a unique opportunity for students to enroll in intensive Japanese language and culture courses while earning general studies credits in a variety of other subjects. This program further provides an opportunity to the students to visit various traditional and historical sites, monasteries and sites of arts and culture of Japan.

Total cost of program for 2000-2001 is US \$12,000

This includes R/T airfare from LAX, tuition, food, excursions accommodation, and field trips.



Phone/Help Numbers

ACADEMIC RECORDS - OFFICE OF THE REGISTRAR

Maintains academic records.

Regent 105: 303-492-6907

See "Registration" below for office and phone hours.

ADVISING - ACADEMIC ADVISING CENTER

Provides open option arts and sciences students with academic advising.

Woodbury 109: 303-492-7885

Arts and sciences students with declared majors should contact their academic advisor in their major department for assistance.

FINANCIAL AID - OFFICE OF FINANCIAL AID

Guides students through the financial aid application and awarding process. Provides information and assistance to students on loans, grants, scholarships, and student employment opportunities.

Environmental Design 2 (northwest entrance, lower level)

Office Hours: 9:00 a.m. - 5:00 p.m. (fall/spring)

9:00 a.m. - 4:30 p.m. (summer)

Telephone:

303-492-5091

303-492-8228 (TTY)

303-492-0838 (fax)

303-492-4533 (scholarships)

303-492-7349 (student employment)

E-mail address: finaid@colorado.edu

Web address: www.colorado.edu/finaid

REGISTRATION - OFFICE OF THE REGISTRAR

Assists and supports students with registration.

Regent 105: **Information and Help 303-492-6970**

TTY: 303-492-5841 Fax: 303-492-8748 or 303-492-4884

Office Hours:

Monday, 9:00 a.m. - 5:30 p.m., *limited service after 5:00 p.m.*

Tuesday - Friday, 9:00 a.m. - 5:00 p.m. (8:00 a.m. - 4:30 p.m.)

May 14 - August 14)

Phone Hours:

Monday through Friday, 8:00 a.m. - 5:00 p.m. (8:00 a.m. -

4:30 p.m. May 14 - August 14)

E-mail address: registrar@colorado.edu

Web address: registrar.colorado.edu

TRANSCRIPTS - OFFICE OF THE REGISTRAR

Provides official and unofficial transcripts.

Regent 105: 303-492-8987

See "Registration" above for office and phone hours.

TUITION AND FEES - BURSAR'S OFFICE

Assists students by issuing bills, processing tuition and fee payments, and refunds.

Regent 150: 303-492-5381

TTY: 303-492-3528 Fax: 303-492-5501

Office Hours: Monday through Friday, 9:00 a.m. - 5:00 p.m.

Phone Hours: Monday through Friday, 8:00 a.m. - noon and 1:00 p.m. - 5:00 p.m.

E-mail address: bursars@colorado.edu

Web address: www-bursar.colorado.edu

Tuition and fee account balance and other information regarding the student account: 303-492-5381

Art Contest Winner



Gretchen Anne Schaper

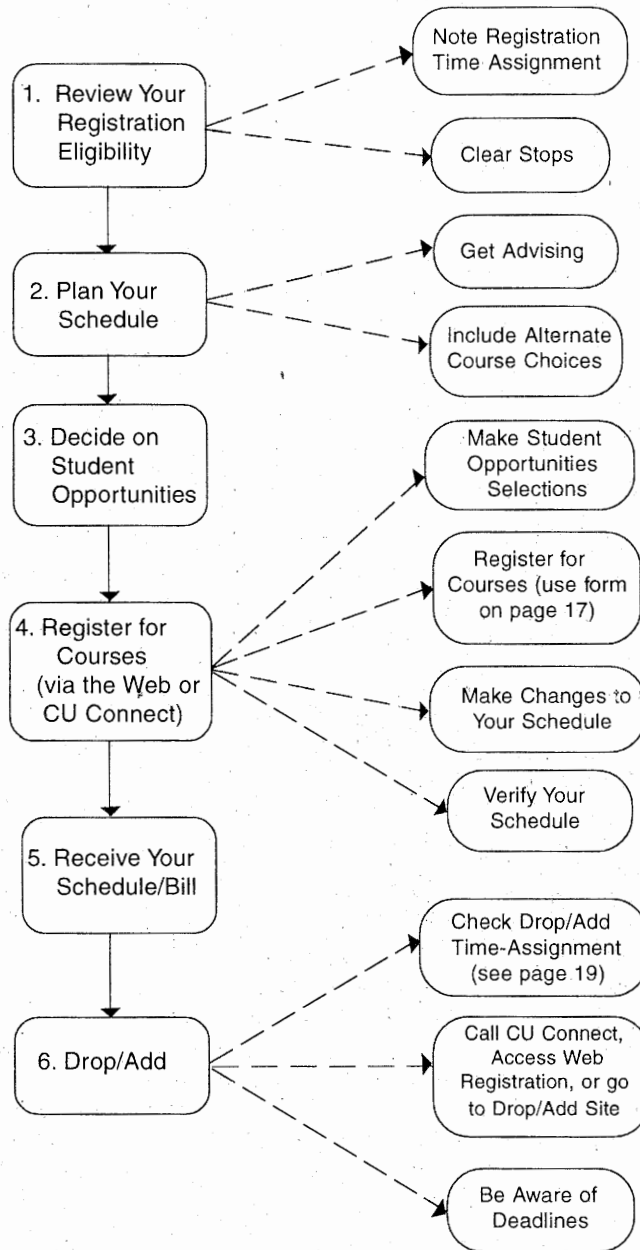
"I've been bred, born and raised in Boulder. I have always been a painter. I graduated from CU in the spring of '99 with a Bachelor of Fine Arts in Studio Arts, summa cum laude, Arts and Sciences Outstanding Graduate."

"Where shadows are long and golden makes rich all that is cheap in other light. Here my paintings are born. This dog has cellophane wings strapped to his back. He looks to the bird in the distance in yen; longing desire. His wings will never allow him to fly but he is ignoring his four strong legs. He is a perfect entity, a dog has no reason to fly like a bird. This painting is about using and loving what one has been given, about working with what ya got."

The **Registration Handbook Art Contest** is limited to currently enrolled Boulder campus students who have created artwork during their academic career at CU. Winning pieces appear on the cover of either spring or fall semester handbooks and are displayed in the lobby of the Registrar's office. The next contest will be announced in early spring 2001 for 2002 handbook covers. Please check our (website registrar.colorado.edu) or stop by Regent 105 for more information.

We would like to thank Art Hardware for sponsoring the Registration Handbook Art Contest at the University of Colorado.

Six Easy Steps to Registration



This *Registration Handbook and Schedule of Courses* contains information you need to register for the spring 2001 semester, adjust your schedule, and pay your bill. If policies or procedures change, you will receive further information.

The requirements, policies, and course descriptions of each college and school are printed in the *University of Colorado at Boulder Catalog*. You are responsible for knowing and following the catalog policies for your year of entry into a specific program at CU-Boulder.

Although this handbook was prepared on the basis of the best information available at the time of its printing (September 29, 2000), all information is subject to change.

The University of Colorado at Boulder has a strong institutional commitment to the principles of diversity and takes affirmative action to achieve that end. The university does not discriminate in its educational and employment programs and activities on the basis of race, color, national origin, sex, age, disability, creed, religion, or veteran status.

Registration

You can call CU Connect (our telephone registration system) or access web registration to register for courses, drop and add courses, and sign up for course wait lists. When you register, you receive immediate confirmation or denial of your enrollment in courses.

Registration Deadline - All students must complete registration by **6:00 p.m. on January 11, 2001** to be guaranteed enrollment for spring semester 2001. Students who do not register by this date (including graduate students) are subject to late registration and a **\$50 late fee**.

NOTE: If you require accommodations because of a disability, notify the Office of the Registrar, Campus Box 20, Boulder, CO 80309-0020, or call 303-492-4822 and press 1 to speak with a registration assistant. If you are deaf or hard of hearing, call 303-492-5841 (TTY).

1 Review Your Registration Eligibility

Currently enrolled students:

You can access your spring semester 2001 registration eligibility (including your registration time assignment) in the following ways:

- **View your registration eligibility status via web registration.** You may view your registration time assignment and whether you have any stops that need to be cleared by checking your registration status via web registration. To access this information, go to PLUS on the Web at www.colorado.edu/plus and select the "Registration" button and then log on to web registration by entering your student ID number and your PIN (Personal Identification Number). Select the "Registration Status" tab at the bottom of the screen to view your eligibility to register for spring semester 2001 (including any stops currently on your record) as well as your registration time assignment. **NOTE: Your registration time assignment will not show on the web registration status screen once your time assignment has passed.** It only displays if it has not yet arrived and thus makes you ineligible to register.

- **Come to the registrar's office** for a copy of your invitation to register if you don't have access to the web.

All new and readmitted students:

- You'll receive a personalized invitation to register in the mail (mailed to your mailing address) or at orientation (if required).

Your invitation to register includes your PIN (Personal Identification Number). Your PIN, in combination with your student number, allows you to access web registration, CU Connect (our telephone registration system), the Personal Look-Up Services (PLUS) on the Web, and the financial aid telephone system. Certain data specific to you are available on these systems, and your PIN controls access to this information. Your PIN is a randomly set number and must be kept confidential. **Be sure to memorize your PIN, as it remains the same throughout your career at CU-Boulder.**

Note to All Students:

If you feel that your PIN is not secure and you wish to change it, you can change it via PLUS or come in to the registrar's office in Regent 105.

Or if you forget your PIN, you can call the registrar's office at 303-492-6970 or come in to the office in Regent 105.

Your registration eligibility via web registration (or your invitation to register) includes:

- **Your registration time assignment** - This is the date and time you can register for courses. You can register any time after your time assignment begins through the registration deadline (see the registration/academic calendar for specific dates). It is to your advantage to register as soon as possible after your registration time assignment begins. You can also call CU Connect at 303-938-8110 (enter **011 for the spring semester 2001 term code** when prompted) or check your registration status on the Web to find out your registration time assignment.

NOTE: Your registration time assignment will *not* show on the web registration status screen once your time assignment has passed. It only displays if it has not yet arrived and thus makes you ineligible to register.

Registration time assignments for undergraduate continuing students are based on the total number of hours completed at CU (any campus), plus transfer credit and any courses you are currently enrolled in (as of September 29).

Graduating seniors receive the earliest assignments. All other seniors register next, then graduate and law students, first-semester freshmen (those with 12 or fewer hours), juniors, sophomores, and then second-semester freshmen. Within these groups, time assignments are random.

| | |
|-----------------------|---------------------|
| Freshmen | 0-29 hours |
| Sophomores | 30-59 hours |
| Juniors | 60-89 hours |
| Seniors | 90-123 hours |
| 5th Year Seniors..... | 124 hours and above |

- **Advising notice** - If required by your college or school, consult with an advisor before registering. See page 34 for more information.

- **Other stops** - Stops are holds that the university puts on student records for various reasons. Stops may originate from delinquent financial obligations, academic concerns, or even disciplinary matters. If you have any stops on your record, you are not allowed to register until you have cleared them all. Be sure to clear all stops at least 24 hours before your registration time assignment.

2 Plan Your Schedule

Use the schedule planning worksheet on page 11 to fill out a preliminary schedule for spring 2001. Then, fill out the registration form on page 17 before registering. It is a good idea to include alternate course choices on your registration form in case courses you request are full. Refer to page 14 under "searching for courses" for information about the schedule planner tool on the Web and course availability.

Schedule Planning Worksheet

| | Monday | Tuesday | Wednesday | Thursday | Friday |
|-------|--------|---------|-----------|----------|--------|
| 8:00 | | | | | |
| 8:30 | | | | | |
| 9:00 | | | | | |
| 9:30 | | | | | |
| 10:00 | | | | | |
| 10:30 | | | | | |
| 11:00 | | | | | |
| 11:30 | | | | | |
| 12:00 | | | | | |
| 12:30 | | | | | |
| 1:00 | | | | | |
| 1:30 | | | | | |
| 2:00 | | | | | |
| 2:30 | | | | | |
| 3:00 | | | | | |
| 3:30 | | | | | |
| 4:00 | | | | | |
| 4:30 | | | | | |
| 5:00 | | | | | |
| 5:30 | | | | | |
| 6:00 | | | | | |
| 6:30 | | | | | |
| 7:00 | | | | | |

③ Decide on Student Opportunities

In addition to the mandatory fees you must pay along with your tuition, there is a group of student opportunities available to you for which optional fees are charged. The opportunities consist of various services provided by the university, tickets for concerts, plays, and the like, and club and student groups in which you can participate or merely provide money for their use.

When you first access registration (either via CU Connect or the Web), you will be given a brief description of the student opportunities fees available to you and be prompted to choose (or not) each opportunity. After you've made your choices, you'll be prompted to confirm them. With this step completed, you can register for classes.

The student opportunities you have chosen will appear on your tuition and fee bill. *If you want to change any of the student opportunities originally chosen, you **cannot** do so via CU Connect or the Web.* Instead, you must call the appropriate office at the phone number listed below.

Refunds will be given up to the first tuition payment deadline (January 24).

DESCRIPTIONS OF STUDENT OPPORTUNITIES FEES

Following are descriptions of all the opportunities available to you, including the fee for each opportunity.

(Attention Business Majors: The cost of the services for Career Connections and the Internship Program is paid through your student fees. Therefore, you should NOT select either of these when making your student opportunities selections.)

Career Connections \$35.00

For students graduating by August 2001. The prime time to use Career Connections is during your final year at CU. During the semester connect with employers seeking college graduates by taking advantage of weekly interviewing opportunities, having your resume referred to employers, obtaining employment vacancies, and networking with employers. *To complete your registration for this service, view a web orientation or attend a presentation during the first week of class. View the Career Services web site at www.colorado.edu/careerservices/careerconnections.html for more information.* 303-492-4100.

Club Sports \$4.75

Club sports, which are partially funded by student fees, often require participants to pay out-of-pocket expenses that may limit their involvement in the sport. This fee helps support club sports, so there are fewer out-of-pocket expenses for the participants, and it also offsets some of the overhead costs of the sports. There are currently over 30 club sports programs, with athletes competing in local, intercollegiate, regional, and sometimes national competitions. Coed sports funded include: bicycle racing, diving, equestrian, fencing, field hockey, figure skating, fly fishing, in-line hockey, kayaking, racquetball, rodeo, running, speed skating, squash, swimming, tae kwon do, triathlon, and water polo. Men's sports are: baseball, ice hockey, lacrosse, rugby, soccer, ultimate frisbee, and volleyball. Women's sports are: dance, ice hockey, lacrosse, rugby, soccer, softball, ultimate frisbee, and volleyball. 303-492-5471.

College of Music Concert Card \$30.00 per card

The hot sounds of jazz! International dance! The classical repertoire! The best of musical theatre and opera! Each concert card gives you \$60 worth of Artist Series and CU Opera tickets for only \$30—a 50% savings over single ticket prices! Cards are valid for the entire 2000-2001 season and let you choose from a variety of performances. Concert cards give you the flexibility to decide what concerts to attend and where you would like to sit. All you have to do is present your card at the box office when choosing tickets. *Concert cards will not be mailed to you.* Bring your student ID and proof of payment to Imig Music C103 to pick up your College of Music Concert Card. 303-492-8008.

Gay, Lesbian, Bisexual, and Transgender Resource Center.....\$5.00

The Gay, Lesbian, Bisexual, and Transgender (GLBT) Resource Center serves as a central clearing house for information about gay, lesbian, bisexual, and transgender issues. Open to all regardless of sexual orientation, the center provides resources; information dissemination and referral; and educational, cultural, and social programming including discussion groups, LesBiGayTrans Awareness Month, and the Lambda Rising GLBT Studies conference. Although a department within the Division of Student Affairs, the GLBT Resource Center receives no state general funds or other student fee money. Fees will fund the center's programming, and contributors will have the option to receive *CU Out & About: A Publication of the Lesbian, Bisexual, Gay and Transgender Community at the University of Colorado at Boulder* and supplemental events calendars. Call 303-492-1377 for more information or stop by Willard 227.

Internship Program \$55.00

For undergraduate and graduate students seeking work experience before graduation. Each year, more than 7,000 internships are available in a variety of organizations including business, engineering, art museums, social service agencies, and environmental and governmental agencies. Contact the Internship Office (Willard 18) early in the semester to complete necessary materials. Full refunds are granted until the drop/add deadline. This service is good for 12 months from enrollment. 303-492-4129.

Student Groups \$4.95

This fee supports student groups on campus through the Student Organizations Committee. Student groups funded for 2000-2001 include: AIESEC (Int'l Assoc. Stdn. Eco. & Bus. Management - French acronym), Alpha Phi Omega, ALAS (Association for India's Development), Association for Latin American Students, Balsa (Black American Law Students Association), Campus Crusade for Christ, Campus NARAL (National Abortion Rights Action League), Coalition for Creative Music, College Democrats, College Republicans, Cosmopolitan Club, Graduate Student Progressive Network, Hedonist, Latino Law Students, MEChA (Movimiento Estudiantil Chicano de Aztlan), Muslim Students Association, Non-Traditional Students, Oyate, Rocky Mountain Rescue Group, SASA (South Asian Student Association), SBA (Students for a

Better America), SOAW (Students for Americas Watch), UMAS (United Mexican American Students), Veterans' Association, Vietnamese Student Association, and Young Democratic Socialists. For information, contact the Student Organizations Committee at 303-492-7473.

Student Membership in the

Alumni Association.....\$15.00

We help open doors! Join the worldwide network of CU alums while you're a student and take advantage of alumni mentor opportunities, free food at the alumni pre-game events, free rides on the CU Ski Bus, discounts with local businesses and around the country, special event invitations, and much more. You only need to register once per year, as it is an annual membership. 303-492-5988.

Theatre and Dance

Season Subscription.....\$46.00 per card

Get a great deal on six tickets! Theatre and Dance presents great drama, timeless comedy, cutting-edge dance, and light-hearted musicals. The season subscription provides one ticket for Theatre and Dance's 2001-2002 musical review and five tickets that can be used in any combination for performances during the rest of the season. Subscriptions will not be mailed. Visit the Theatre and Dance Box Office in the University Theatre Building, lower level, to choose your seats and dates. Visit our web site at www.colorado.edu/TheatreDance/. 303-492-8181.

4 Register for Courses

You can register using the following methods (or a combination of the following methods):

Telephone Registration - Call CU Connect, 303-938-8110, from any touch-tone phone to register. Follow the instructions on the registration form on page 17 and use the function codes listed on page 16. You may call any time after your time assignment begins. **After registering via CU Connect, list your classes by pressing 5# to verify your schedule.**

Registration via the Web - First complete the registration form on page 17. Then go to PLUS at www.colorado.edu/plus and select the "Registration" button. Follow the instructions shown on the web registration pages. When you're done registering, be sure to verify your schedule by going to the schedule page in web registration.

CU Connect and web registration are normally available Monday through Friday, 7:00 a.m. to midnight, and on Sundays from 11:00 a.m. to midnight. (See page 16 for exceptions.)

Need registration assistance? If you have problems or questions concerning telephone or web registration, call the registrar's office at **303-492-6970** and press "1" to speak with a registration assistant. Call between 8:00 a.m. and 4:30 p.m., Monday through Friday, except on university holidays. Recorded registration information is also available at this number 24 hours a day (press "2" to hear recorded registration information).

Once you have registered, make adjustments to your schedule either via CU Connect or the Web through the **registration deadline, 6:00 p.m. on January 11.**

After this date, see pages 18-19 for instructions on making final schedule adjustments during the drop/add period.



PEABERRY COFFEE

For over a decade, creating fantastic coffee has been our passion.

After one sip, you'll know why we're Colorado's Coffee.

Enjoy.

Mention this ad at either of Peaberry's Boulder locations for a special 2 for 1 offer: Buy one espresso drink at regular price, and get one or equal or lesser value— free.



2721 Arapahoe Ave. 303.449.4111
2400 Baseline Rd. 303.499.7337

Offer expires 05.01.02

This is a paid advertisement and is not supported nor endorsed by the University of Colorado at Boulder

| | | | | |
|---|---|---|---|---|
| A | B | Γ | Δ | E |
| Z | H | Θ | I | K |
| M | N | Ξ | O | Π |
| P | Σ | T | Υ | Φ |
| X | Ψ | Ω | | |

There are twenty-four Greek letters, but only three you should memorize...

Φ K Ψ

Phi Kappa Psi Fraternity

www.cuphipsi.com
1131 University Avenue
720-406-8361

LINKED COURSES

Linked courses are lecture courses that have required recitations and/or labs. In the course listings, you can identify a linked course because *the call numbers for linked lectures are not listed*. Only the call numbers for the linked recitation or lab are listed. (For courses that have a required lecture, recitation, and a lab, the call numbers are *not listed* for the lecture and recitation; they are *only listed* for the lab.)

NOTE: This does not apply to courses that have a required lab with a different course number, *e.g.*, EPOB 1210 General Biology 1 and EPOB 1230 General Biology Lab 1.

To register for linked courses, enter the call number for the lab or recitation only. When you enter the call number, the system automatically "links" all other sections of the course and either enrolls you in all sections of the course or gives you the option of placing your name on a wait list, if available, for all linked sections of the course.

CONTROLLED ENROLLMENT AND INDEPENDENT STUDY COURSES

Controlled enrollment sections of a course and independent study courses are ones that have specific restrictions placed by the department that offers the course. They have a section number between 700 and 999. The call numbers are not published for these sections. To find out if you qualify for a controlled enrollment section or an independent study course, contact the department that offers the course. If you are eligible, the department will either enroll you in the course or give you the call number so you can register for the course via the web or via CU Connect.

SEARCHING FOR COURSES

You may need to search for a new section of a course for the following reasons:

- Sometimes academic departments must change the time a course is offered *after* the *Registration Handbook and Schedule of Courses* has been published (when this happens, the department cancels the original section and adds a new section that reflects the time change), or
- The section you request is full.

You can search for available sections in the following ways:

- The **schedule planner** is a tool to find out about course availability as well as additional course information. Using this feature, you can also search for courses by subject, core requirements, and by meeting time. When a course is displayed, you can access the course description, required books, and student ratings of the course. In addition, you can map out your schedule to show when you have courses and other scheduled commitments, such as work. *The schedule planner is updated nightly during registration periods, so it is a good planning source, but does not display up-to-the-minute course availability.* You can access the schedule planner feature via PLUS at www.colorado.edu/plus.
- You can conduct on-line course searches via web registration. The **web registration course search** tool allows you to search by subject, level, course number, core requirements, and by meeting time. **NEW - You can now**

also choose to limit your search to only open courses and sections. The course search feature is updated on a real-time basis, so if you find a course you would like to sign up for, you immediately know whether there is still room in the course. Also, if you try to **register for a course via web registration but you're denied the course** (due to the section being closed or cancelled), you can conduct a **section search** to see if there are any available sections of that same course that fit in with your schedule. When you're denied a course, click on the word "search" next to the course and then click on the "submit" button. If there are any available sections of the course that fit your schedule, you'll be given the option to add the course (just click on the "add" button for the section you want.) You can access web registration via PLUS at www.colorado.edu/plus.

- If you request a course section that is full **via CU Connect**, the computer voice asks you if you want to conduct a **search for other open sections of that course**. If you do, press **7#** when prompted. CU Connect will search for other sections of the course that are available and that will fit your schedule. If another section is available, you can register for that section.
- **A list of available courses** can be found in Regent 105.

WAIT LISTS

Throughout the registration and drop/add periods, if you are eligible to take a course but find it is full, you may be able to put your name on a computerized wait list. Each department determines if a wait list will be offered for a course and what type of wait list will be used. There are two types of wait lists:

- *Automatic wait lists* are set up on a first-come, first-served basis. As a vacancy occurs in a class, the person at the top of the list is automatically enrolled.
- *Resequenced wait lists* use a priority system to determine who enrolls in a course as spaces open up. Priorities are established by the department and are usually based on class standing and/or major.

CU Connect and web registration inform you if a class you have requested has a wait list and gives you the option of adding your name to the list. On CU Connect, press **9#** when prompted and listen for verification. On the Web, select the wait list option and then select "submit" and wait for verification. **NOTE:** CU Connect and web registration do **not** tell you what type of wait list is used for the course.

When you place your name on a wait list, the number of students already on the list is announced. As wait-list positions constantly change during the registration and drop/add periods, it's a good idea to check your schedule frequently to find out your position on the wait list. To find out your wait-list position, you can:

- Call CU Connect and list your schedule by pressing **5#** (see the instructions on your registration form). If you are wait-listed for any courses, your wait-list position (normally current within the last 24 hours) will be announced when you list your schedule via CU Connect. Wait-list positions are normally updated nightly on CU Connect.
- Or you can check your wait-list position via web registration. Log on to web registration via PLUS and then click on

the "schedule" tab at the bottom of the page. You'll be able to see your wait-list position for a course under "status" on the schedule page. Wait-list positions via web registration are updated in real time.

Placing your name on a wait list does not guarantee that you will be enrolled in that course, even if you're first on the wait list.

When a space opens up for you from a wait list, you are automatically enrolled in the class. *No verification is sent.* If you choose not to remain on a wait list or if you find that you have been enrolled in a course that you no longer want, *drop the course as soon as possible.*

NOTE: Wait-listed hours are included in your credit load limit (see page 36). You cannot be enrolled and wait listed for courses offered at the same time, and you cannot be wait listed for two courses offered at the same time.

It is your responsibility to find out if you have been enrolled in a course from the wait list. If you do not attend a course you have been enrolled in, you will receive an F for that course.

DEADLINES FOR WAIT LISTS

You may place your name on course wait lists through **5:00 p.m., Wednesday, January 24.** At midnight, one final roll of the wait lists will occur to automatically enroll students from wait lists into any existing course openings. After this final wait list roll, all wait lists will be frozen. *This means that there is no automatic enrollment from wait lists beginning on January 25.*

If you are still on a wait list as of January 25 and are still interested in taking that course, check with the department offering the course. You must let the department know you are still interested in the course, should an opening occur. In that event, the department will give you a signed special action form to add the course. (**NOTE:** After January 24, you need the signature of the instructor on a special action form to add a course.) All department wait lists are canceled at 5:00 p.m. on Friday, February 2, the deadline to add a course without petitioning your dean.

NOTE: If you're on the wait list as of 5:00 p.m. on January 24, and you don't get enrolled in the course (undergraduate courses only), you'll be eligible to reserve the course the next time it is offered through the Course Reservation Program. (See page 39.)

Colorado Bookstore On the Hill

Come On Up To The Hill

Great Prices

◆ *Loads of Used Books* ◆

🖱️ *Cool Computer Supplies* 🖱️

🧢 *Colossal CU Clothing Selection* 🧢



*Head Up To The Hill
Can't Beat Their Used Books!*

Colorado Bookstore

1111 Broadway
On the Hill!
303.442.5051

CU Connect and Web Registration Hours

CU Connect and web registration are normally available Monday through Friday, 7:00 a.m. to midnight. They are also available on Sundays from 11:00 a.m. to midnight. (They are NOT available on Saturdays.)

Exceptions:

- Limited hours -- December 24, 11:00 a.m. to 5:00 p.m.; December 31, 11:00 a.m. to 5:00 p.m.; January 11, 7:00 a.m. to 6:00 p.m.; January 24, 7:00 a.m. to 5:00 p.m. for adding courses and adding your name to course wait lists. **Note:** After 5:00 p.m. on January 24, CU Connect and web registration are *only available for dropping courses through 5:00 p.m. on January 31*, the drop deadline.
- CU Connect and web registration are NOT available on Saturdays or on November 23, December 25, and January 1.

CU Connect Telephone Registration Codes

(Use the following codes if registering via CU Connect.)

| | | |
|--------------------|------------------|----------------------|
| 1 | ABC 2 add | DEF 3 drop |
| GHI 4 | JKL 5 list | MNO 6 |
| PRS 7 search | TUV 8 exit | WXY 9 waitlist |
| * | 0 | # pound |
| star | | |

- * # **Cancel**s an entry (before you have completed the transaction). You may then reenter your request.
- 2 * **Add**s a course, when entered before the course call number.
- 3 * **Drop**s a course, when entered before the course call number.
- 5 # **List**s your current schedule.
- 7 # If the section of a course you requested is closed, and the course has more than one section, CU Connect gives you the option of **searching** for another available section by prompting you to press 7#.
- 8 # **Exit**s you from the registration application.
- 9 # If the section of a course you requested is closed and there is a wait list available for the course, CU Connect gives you the option of adding your name to the course **wait list** by prompting you to press 9#.
- # Ends every transaction. Please wait for the telephone voice to respond. You can also press the # key for more time between entries.

Credit and Grading Options

To request a course for **no credit**, press *1 between the course call number and #.

To select the **pass/fail** grading option, press *2 between the course call number and #.

Need help? Call the registrar's office for personal assistance, 303-492-6970, and press "1", 8:00 a.m. to 4:30 p.m., Monday through Friday, except university holidays. Recorded registration information is available 24 hours a day, seven days a week (press "2" to hear the recorded information).

Registration Form

This form is for registration for spring semester 2001. Please read the instructions on pages 10,14-15, and 18 and complete this form BEFORE registering for courses via web registration or via CU Connect. (NOTE: The first time you access registration for fall semester, you will be prompted to go through the student opportunity fee selections that are available to you. See pages 12-13 for more information.)

TO REGISTER VIA THE WEB, go to PLUS at www.colorado.edu/plus and click on the "Registration" button. You'll then need to enter your student ID number and your PIN. Follow the instructions on the web pages from there. You'll need to enter the 5-digit course call numbers to register for courses. Every time you want to process a request, click on the "Submit" button. When you're done registering, verify your schedule by clicking on the "Schedule" tab at the bottom of the page. Be sure to exit web registration when you're done.

TO REGISTER VIA CU CONNECT, follow the instructions and the codes in the shaded areas of the form. Call CU Connect at 303-938-8110 and a recorded voice will guide you through all the steps and will request the following information. Wait for the recorded voice to respond before proceeding with the next entry.

- the Boulder campus code 1
- main campus code 2
- the registration application code 1
- the term code 011
- your university student number _____ - _____ - _____
- your personal identification number (PIN) _____

Fill out this form completely. When prompted, enter the courses you've listed below. Press the star (*) or pound (#) keys as indicated. **Whenever you press the # key, wait for the recorded voice to respond before proceeding with the next entry.** For more time between entries, press #.

| ADD CODE | COURSE CALL NUMBER | Department Abbreviation | Course Number | Lecture Sec. No. | Recitation Sec. No. | Lab Sec. No. | Credit Hours | Enrolled or Waitlisted? |
|------------------------------|----------------------------|----------------------------|------------------|---------------------|------------------------|-----------------|-----------------|----------------------------|
| 2 * <input type="checkbox"/> | <input type="checkbox"/> # | _____ | _____ | _____ | _____ | _____ | _____ | _____ |
| 2 * <input type="checkbox"/> | <input type="checkbox"/> # | _____ | _____ | _____ | _____ | _____ | _____ | _____ |
| 2 * <input type="checkbox"/> | <input type="checkbox"/> # | _____ | _____ | _____ | _____ | _____ | _____ | _____ |
| 2 * <input type="checkbox"/> | <input type="checkbox"/> # | _____ | _____ | _____ | _____ | _____ | _____ | _____ |
| 2 * <input type="checkbox"/> | <input type="checkbox"/> # | _____ | _____ | _____ | _____ | _____ | _____ | _____ |
| 2 * <input type="checkbox"/> | <input type="checkbox"/> # | _____ | _____ | _____ | _____ | _____ | _____ | _____ |
| 2 * <input type="checkbox"/> | <input type="checkbox"/> # | _____ | _____ | _____ | _____ | _____ | _____ | _____ |
| 2 * <input type="checkbox"/> | <input type="checkbox"/> # | _____ | _____ | _____ | _____ | _____ | _____ | _____ |
| 2 * <input type="checkbox"/> | <input type="checkbox"/> # | _____ | _____ | _____ | _____ | _____ | _____ | _____ |
| DROP CODE | | | | | | | | |
| 3 * <input type="checkbox"/> | <input type="checkbox"/> # | _____ | _____ | _____ | _____ | _____ | _____ | _____ |

Student's Name _____ Advisor's Signature (if required) _____

List your schedule after you've completed registration by pressing 5#.
To exit registration, press 8#. Then press 1 to access the student billing application or 2 to end the call.

5 Receive Your Schedule/Bill

If you register by **December 29**, your schedule/bill will be mailed to your permanent address by early January. If you register **after December 29**, or need another copy of your schedule, you can get a printout of your schedule/bill in **Regent 105** at the times listed below:

- January 12 (Fri.)**
8:30 a.m. - 5:00 p.m.
- January 16 - 18 (Tues. - Thurs.)**
8:30 a.m. - 5:30 p.m.
- January 19 (Fri.)**
8:30 a.m. - 5:00 p.m.
- January 22 (Mon.)**
8:30 a.m. - 5:30 p.m.
- January 23-24 (Tues. - Wed.)**
8:30 a.m. - 6:00 p.m.
- January 25 (Thurs.)**
8:30 a.m. - 5:30 p.m.
- January 26 (Fri.)**
8:30 a.m. - 5:00 p.m.
- January 29 (Mon.) and thereafter**
9:00 a.m. - 5:00 p.m.

6 Drop/Add

After the January 11 registration deadline, you may not make any adjustments to your schedule until your drop/add time assignment begins on either January 12 or 14. Once your drop/add time assignment begins, you may make final adjustments to your schedule through the add and drop deadlines.

Time assignments during the final drop/add period are based on the last two digits of your student number. **You are not able to drop or add courses through CU Connect, at a central drop/add site, or via web registration until your drop/add time assignment begins.** Time assignments are changed each semester to ensure fairness.

| Last Two Digits of Your Student Number: | Drop/Add Time Assignment Begins: |
|--|----------------------------------|
| Incoming freshmen and transfer students | |
| 00-99 | 8:30 a.m., January 12 |
| All other students | |
| 12-20 | 9:30 a.m., January 12 |
| 21-29 | 10:30 a.m., January 12 |
| 30-38 | 11:30 a.m., January 12 |
| 39-47 | 12:30 p.m., January 12 |
| 48-56 (and all law students) | 1:30 p.m., January 12 |
| 57-64 | 2:30 p.m., January 12 |
| 65-72 | 3:30 p.m., January 12 |
| 73-80 | 11:00 a.m., January 14 |
| 81-88 | 12:00 p.m., January 14 |
| 89-96 | 1:00 p.m., January 14 |
| 97-03 | 2:00 p.m., January 14 |
| 04-11 | 3:00 p.m., January 14 |



SPRING BREAK

What will it be? Wet, Wild, or Worldly?

Cancun • Belize • Cozumel • Mazatlan • Costa Rica • Cruise • EuroTours

Book Early and Save!
Open M-F 8:30-5:30
1350 College Avenue
e-mail: cu@travelpoints.com

James TravelPOINTS

James TravelPOINTS • On-The-Hill • Call: 303-443-2021


DROPPING AND ADDING COURSES

Complete the drop/add form on page 21 of this handbook, filling out call numbers, department abbreviations, course numbers, and section numbers of courses that you want to drop and/or add to your schedule. Because there may be many closed courses, have several alternate courses selected. See page 14 for information about course-available lists on the Web. Course-available lists will also be posted at the drop/add sites listed on the next page.

You should plan to do all your drop/add activity either via CU Connect or via web registration, at a drop/add site (listed on the next page), or by using any combination of these methods. If you have questions or concerns about your schedule, you should see your academic advisor or dean's office. If you have questions about a course in particular (regarding restrictions, prerequisites, wait lists, etc.), you should see the appropriate academic department.

• **At drop/add sites** - You may change your schedule at a central drop/add site (listed on the next page) any time after your drop/add time assignment begins through the add and drop deadlines. Your photo ID is required to change your schedule at a drop/add site.

24 HOUR HOTLINE 443-7300



- support
- information
- advocacy
- referral
- prevention
- volunteer opportunities

ad donated by the C.U. Office of the Registrar

Drop/Add Sites

REGENT 1B60 (BASEMENT)

January 12 (Fri.)

8:30 a.m. - 5:00 p.m.

January 16 - 18 (Tues.-Thurs.)

8:30 a.m. - 5:30 p.m.

January 19 (Fri.)

8:30 a.m. - 5:00 p.m.

REGISTRAR'S OFFICE, REGENT 105

January 22 (Mon.)

8:30 a.m. - 5:30 p.m.

January 23 - 24 (Tues.-Wed.)

8:30 a.m. - 6:00 p.m.

January 25 (Thurs.)

8:30 a.m. - 5:30 p.m.

January 26 (Fri.)

8:30 a.m. - 5:00 p.m.

January 29 (Mon.) and thereafter

9:00 a.m. - 5:00 p.m.

• **By phone or via the Web** - You may drop and add courses via CU Connect at 303-938-8110, or via web registration (www.colorado.edu/plus) any time after your drop/add time assignment begins. To adjust your schedule by phone or the Web, follow the registration instructions on page 17.

CU Connect and Web Registration Hours

January 12 - 30

Monday - Friday

(including Martin Luther King, Jr. holiday)

7:00 a.m. - midnight;

Sundays, 11:00 a.m. - midnight

Exception: January 24 (Wed.), the add and wait list deadline, *CU Connect and web registration are only available until 5:00 p.m. for adding courses and adding your name to course wait lists.* After 5:00 p.m. on January 24, CU Connect and the Web are only available for dropping courses (through 5:00 p.m. on January 31, the drop deadline).

January 31 7:00 a.m. - 5:00 p.m.

Note: After 5:00 p.m. on January 31, you may only list your spring class schedule via CU Connect or view it via the Web.

ADMINISTRATIVE DROPS

Administrative drops are initiated by departments. If you have not met all the course requirements or do not attend your courses regularly during the first few weeks, you may be administratively dropped from any course. Check with departments for policies concerning administrative drops.

DEADLINES FOR ADDING COURSES

• **Add Deadline** - The deadline to add a course, including independent study and thesis, without the instructor's signature is **5:00 p.m., Wednesday, January 24.** To add a course after January 24 and through February 2 you must have the signature of your instructor on a special action form. In general, instructors will only approve an add if you've been regularly attending and there's space in the course.

• **Deadline to Add Without Petitioning Your Dean** - The deadline to add a course without petitioning your dean is **5:00 p.m., Friday, February 2.** (NOTE: You must have instructor's signature on a special action form to add a course after January 24 and through February 2.)

No adds are permitted after February 2 unless there are extenuating circumstances.

February 2 is also the deadline to change variable-credit hours, pass/fail, and no-credit status on courses. These changes can be made at the registrar's office in Regent 105 through 5:00 p.m. on February 2.

DEADLINES FOR DROPPING COURSES

• **Drop Deadline** - The deadline to drop a course without the instructor's signature, without being assessed tuition and fees for that course, and without a *W* grade showing on your transcript is **5:00 p.m., Wednesday, January 31.**

For courses dropped after Wednesday, January 31 (5:00 p.m.), no tuition and fee adjustments are made and you will receive a *W* grade on your transcript for dropped courses.

To drop a course after January 31 and through February 28 you must be passing the course, and a special action form must be signed by your instructor and turned into the registrar's office.

• **Deadline to Drop Without Petitioning Your Dean** - The deadline to drop a course without petitioning your dean is **5:00 p.m., Wednesday, February 28.**

After February 28 you cannot drop a course unless there are circumstances clearly beyond your control (accident, illness, etc.).

To drop a course after this date you must have your dean's approval, as well as the approval of your instructor. Their signatures must be on a special action form or your request will not be processed.

Note: Dropping all your Boulder main campus courses constitutes withdrawing from the university. See pages 40-41 for withdrawal information.

The Registration Handbook and Schedule of Courses is produced and published by the Office of the Registrar, Regent 105, Campus Box 20, University of Colorado at Boulder, Boulder, CO 80309-0020, 303-492-6970. Cover design by Publication and Creative Services. Advertising coordinated by Carrie Simon.

Drop/Add Form

If dropping and adding courses, you may first want to complete this form. List all adds, drops, section, and grade- or credit-type changes you are requesting so you'll be prepared. (Also list all of your alternate choices.)

Note: See highlighted note on page 37 regarding making pass/fail and no-credit grade option changes before attempting to make these changes yourself.

ADDS

| Call Number | Department Abbreviation | Course Number | Lecture Sec. No. | Recitation Sec. No. | Lab Sec. No. | Credit Hours | Grade or Credit Type (Circle if needed) |
|-------------|-------------------------|---------------|------------------|---------------------|--------------|--------------|--|
| | | | | | | | P/F or NC |
| | | | | | | | P/F or NC |
| | | | | | | | P/F or NC |
| | | | | | | | P/F or NC |
| | | | | | | | P/F or NC |

DROPS

| Call Number | Department Abbreviation | Course Number | Lecture Sec. No. | Recitation Sec. No. | Lab Sec. No. | Credit Hours |
|-------------|-------------------------|---------------|------------------|---------------------|--------------|--------------|
| | | | | | | |
| | | | | | | |
| | | | | | | |
| | | | | | | |

Colleges, Schools, and Departments

The following listing of colleges, schools, and departments is for your reference. You should plan to do all your registration and drop/add activity either via CU Connect, via web registration, at a drop/add site (see page 19), or using any combination of these methods. If you have questions or concerns about your schedule, you should see your academic advisor or dean's office. If you have questions about a course in particular (regarding restrictions, prerequisites, wait lists, etc.), you should see the appropriate academic department.

COLLEGE OF ARCHITECTURE AND PLANNING

Environmental Design 168 (303-492-7711)

COLLEGE OF ARTS AND SCIENCES

Woodbury 109 (303-492-7885)

American Studies

McKenna 16 (303-492-2524)

Anthropology

Hale 350 (303-492-2547)

Applied Mathematics

EC OT 225 (303-492-4668)

APS (Astrophysical and Planetary Sciences)

Duane E-226 (303-492-8915)

ATOC (Atmospheric and Oceanic Sciences)

Duane D-318 (303-492-6633)

Arts and Sciences Special Courses

Old Main 2-24 (303-492-8571)

Bibliography

Norlin Reference Department (303-492-0450)

Center of the American West

Macky 229 (303-492-4879)

Chancellor's Leadership Residential Academic Program

Williams Village, Darley Commons 224
(303-735-1987)

Chemistry and Biochemistry

Undergraduate—Ekeley M199 or M1B48
(303-492-8950)

Graduate—Chemistry 100F (303-492-8978)

Classics (Greek, Latin)

Humanities 340 (303-492-6257)

Communication

Hellems 94 (303-492-7306)

Comparative Literature/Humanities

Ketchum 233 (303-492-5561)

Dance

Theatre C132 (303-492-7355)

East Asian Languages and Civilizations

Humanities 240 (303-492-6639)

Economics

Economics 212 (303-492-6394)

English

Undergraduate—Hellems 111

(303-492-6594 or 303-492-7922)

Graduate—Hellems 101 (303-492-6434)

English as a Second Language

Hellems 290 (303-492-8456)

Environmental Studies Program

Benson Earth Sciences 246A (303-492-5420)

EPO Biology

Ramaley N122D (303-492-5676)

Ethnic Studies

Ketchum 30 (303-492-8852)

Film Studies

Macky 118 (303-492-7574)

Fine Arts

Fine Arts N196A (303-492-3580)

French and Italian

Humanities 340 (303-492-7226)

Geography

Guggenheim 110 (303-492-2631)

Geological Sciences

Benson Earth Sciences 285 (303-492-8141)

Germanic and Slavic Languages and Literatures

McKenna 129 (303-492-7404)

History

Hellems 204 (303-492-6683)

Honors

Norlin M400L (303-492-6617)

Humanities

Ketchum 233 (303-492-5561)

Italian

Humanities 340 (303-492-7226)

International Affairs

Ketchum 4 (303-492-7295)

INVST (International and National Voluntary Service Training)

IBS 5, Suite 11 (303-492-7719)

Kinesiology and Applied Physiology

Clare Small Arts and Sciences 114 (303-492-5362)

Latin American Studies

Hellems 218 (303-492-1698)

Lesbian/Gay/Bisexual and Transgendered Studies

Theatre C233 (303-492-5809)

Linguistics

Hellems 290 (303-492-8456)

Mathematics

Mathematics 260 (303-492-3613)

Math Modules/QRMS

Mathematics 165 (303-492-2317)

MCD Biology

MCDB A1B40/ A1B50 (303-492-7230)

Medieval and Early Modern Studies

Sibell Wolle Fine Arts N279 (303-492-8166)

Museum

Hunter 115 (303-492-5437)

Norlin Scholars

Regent 306 (303-492-5538)

Peace and Conflict Studies

(Co-directors may be reached at 303-492-2623 or 303-492-6169)

Philosophy

Hellems 167 (303-492-6132)

Physics

Duane E-1B32 (303-492-6952)

Political Science

Ketchum 106 (303-492-7871)

Psychology

Muenzinger D244 (303-492-8662)

Religious Studies

Humanities 240 (303-492-8041)

Service Learning

IBS 5, Suite 11 (303-492-7718)

Sociology

Ketchum 219 (303-492-6429)

Spanish and Portuguese

McKenna 126 (303-492-7308)

Speech, Language, and Hearing Sciences (SLHS)

Undergraduate—CDSS C305 (303-492-3042)

Graduate—CDSS C201(303-492-6445)

Theatre and Dance

Theatre C 132 (303-492-7355)

University Writing Program

Temporary Building 1, R113 (303-492-8188)

Women's Studies

Gates Woodruff Cottage (303-492-8923)

COLLEGE OF BUSINESS AND ADMINISTRATION AND GRADUATE SCHOOL OF BUSINESS ADMINISTRATION

Undergraduate—Business 227 (303-492-6515)

Graduate—Business 204 (303-492-1831)

SCHOOL OF EDUCATION

Undergraduate Teacher Licensure—Education 151 (303-492-6555)

Graduate—Education 151 (303-492-6555)

COLLEGE OF ENGINEERING AND APPLIED SCIENCE

Engineering Center EC AD 100,

Dean's Office (303-492-5071)

Aerospace Engineering Sciences

EC OT 634 (303-492-6417)

Applied Mathematics

EC OT 225 (303-492-4668)

Chemical Engineering

EC CH 111 (303-492-7471)

Civil, Environmental, and Architectural Engineering

EC OT 441 (303-492-6382)

Computer Science

Undergraduate—EC OT 721 (303-492-6362)

Graduate—EC OT 720 (303-492-6361)

Electrical and Computer Engineering

EC EE 1B51 (303-492-7671)

Engineering Management

EC OT 417 (303-492-2570)

Environmental Engineering

EC ME 251B (303-735-0253)

General Engineering

ECAD 100 (303-492-5071)

Humanities for Engineers

Lesser House, 2501 Colorado Avenue (303-735-2444)

Mechanical Engineering

Undergraduate—EC ME 128 (303-492-8483)

Graduate —EC ME 132 (303-492-7444)

Physics (Engineering Physics)

Duane E-1B32 (303-492-6952)

Telecommunications

EC OT 317 (303-492-8916)

GRADUATE SCHOOL

Regent 308 (303-492-7401)

SCHOOL OF JOURNALISM AND MASS COMMUNICATION

Armory 116 (303-492-5007)

SCHOOL OF LAW

Fleming Law 141 (303-492-7203)

COLLEGE OF MUSIC

Undergraduate—Music C-111 (303-492-6354)

Graduate—Music C-119 (303-492-2207)

RESERVE OFFICERS TRAINING CORPS**Air Force ROTC**

Stadium 218 (303-492-8351)

Army ROTC (Military Science)

Stadium 215 (303-492-6495)

Navy ROTC

Stadium 237 (303-492-2582)

STUDENT LEADERSHIP INSTITUTE (PRESIDENTS LEADERSHIP CLASS)

Norlin M400E (303-492-8342)

Any student who registers for classes at the University of Colorado at Boulder agrees to pay the university according to the payment terms documented in this *Registration Handbook and Schedule of Courses* on the following pages.

Tuition and Fees

Tuition and fees are due by **Wednesday, January 24, at 6:00 p.m.** There are penalties for nonpayment and for late payment (see pages 31-32). *Postmarks are not honored.*

NOTE: See page 18 for information on how you will receive your bill.

Understanding Tuition Charges

- After January 31 there are no tuition or course-fee adjustments for courses dropped. However, tuition for courses added is assessed and billed.
- A tuition surcharge is assessed for every credit hour added over 18.
- Tuition for a no-credit course is the same as for a course taken for credit.
- Tuition for a 0-credit-hour course is charged at the rate of a 3-credit-hour course.

2000-2001 Undergraduate In-State Tuition Rates per Semester

| Credit Hours | Business | Engineering | Journalism/Music | A&S and Other |
|-------------------|----------|-------------|------------------|---------------|
| 1-3 | \$ 534 | \$ 549 | \$ 465 | \$ 456 |
| 4 | 712 | 732 | 620 | 608 |
| 5 | 890 | 915 | 775 | 760 |
| 6 | 1,068 | 1,098 | 930 | 912 |
| 7 | 1,246 | 1,281 | 1,085 | 1,064 |
| 8 | 1,424 | 1,464 | 1,240 | 1,216 |
| 9-18 | 1,477 | 1,516 | 1,285 | 1,257 |
| Each hour over 18 | \$ 178 | \$ 183 | \$ 155 | \$ 152 |

2000-2001 Undergraduate Out-of-State Tuition Rates per Semester

| Credit Hours | Business | Engineering | Journalism/Music | A&S and Other |
|-------------------|----------|-------------|------------------|---------------|
| 1-18 | \$ 8,262 | \$ 8,291 | \$ 8,013 | \$ 7,916 |
| Each hour over 18 | \$ 918 | \$ 921 | \$ 890 | \$ 880 |

2000-2001 Graduate In-State Tuition Rates per Semester

| Credit Hours | MBA | Business | Engineering | Law | A&S and Other |
|-------------------|--------|----------|-------------|--------|---------------|
| 1-3 | \$ 663 | \$ 630 | \$ 645 | \$ 891 | \$ 558 |
| 4 | 884 | 840 | 860 | 1,188 | 744 |
| 5 | 1,105 | 1,050 | 1,075 | 1,485 | 930 |
| 6 | 1,326 | 1,260 | 1,290 | 1,782 | 1,116 |
| 7 | 1,547 | 1,470 | 1,505 | 2,079 | 1,302 |
| 8 | 1,768 | 1,680 | 1,720 | 2,376 | 1,488 |
| 9-18 | 1,980 | 1,893 | 1,925 | 2,680 | 1,670 |
| Each hour over 18 | \$ 221 | \$ 210 | \$ 215 | \$ 297 | \$ 186 |

2000-2001 Graduate Out-of-State Tuition Rates per Semester

| Credit Hours | MBA/BUS. | Engineering | Law | A&S and Other | Jour/Music |
|-------------------|----------|-------------|----------|---------------|------------|
| 1-3 | \$2,754 | \$ 2,763 | \$ 2,973 | \$ 2,640 | \$ 2,670 |
| 4 | 3,672 | 3,684 | 3,964 | 3,520 | 3,560 |
| 5 | 4,590 | 4,605 | 4,955 | 4,400 | 4,450 |
| 6 | 5,508 | 5,526 | 5,946 | 5,280 | 5,340 |
| 7 | 6,426 | 6,447 | 6,937 | 6,160 | 6,230 |
| 8 | 7,344 | 7,368 | 7,928 | 7,040 | 7,120 |
| 9-18 | 8,262 | 8,291 | 8,920 | 7,916 | 8,013 |
| Each hour over 18 | \$ 918 | \$ 921 | \$ 991 | \$ 880 | \$ 890 |

Additional Tuition Information for Graduate Students

If you are taking other courses in addition to master's candidate (6940-6949) or Ph.D. dissertation (8990-8999) courses, refer to the graduate tuition charts below for your tuition charges.

In-State: Students enrolled in only master's candidate courses (B Grad Status; course numbers 6940-6949) are assessed tuition at the following flat rate:

| | |
|-------------------|-------|
| MBA | \$663 |
| Business | \$630 |
| Engineering | \$645 |
| Law | \$891 |
| All others | \$558 |

Students taking only Ph.D. dissertation courses (E Grad Status; course numbers 8990-8999) and students registered as approved doctoral candidates (D Grad Status) are assessed tuition at the same in-state rates as listed in the graduate tuition chart, multiplied by the number of credit hours of enrollment.

Out-of-State: Students taking only master's candidate courses (B Grad Status; course numbers 6940-6949) are assessed tuition at the following flat rate:

| | |
|---------------------------|---------|
| MBA or Business | \$1,653 |
| Engineering | \$1,659 |
| Law | \$1,785 |
| Journalism or Music | \$1,602 |
| All others | \$1,584 |

Students registered as approved doctoral candidates (D Grad Status) and students taking only Ph.D. dissertation courses (E Grad Status; course numbers 8990-8999) are assessed tuition at the following rate, multiplied by the number of credit hours of enrollment:

| | |
|---------------------------|-------|
| MBA or Business | \$551 |
| Engineering | \$553 |
| Law | \$595 |
| Journalism or Music | \$534 |
| All others | \$528 |

2000-2001 Semester Student Fee Schedule

Student fees for academic year 2000-2001 were determined by the Board of Regents in June 2000.

MANDATORY FEES

| | |
|--|---------|
| Arts | \$ 4.00 |
| Athletic Fee | \$28.50 |
| RTD Fee | \$23.91 |
| Student Information System (SIS) | \$ 7.00 |
| Student Computing | \$60.00 |
| Matriculation Fee | \$35.00 |

GOLDEN BUFFALO STUDENT HEALTH INSURANCE

| | |
|--------------------|----------|
| Buff Max | \$635.00 |
| Buff Limited | \$524.00 |
| Buff Value | \$150.00 |

SUMMARY OF UNIVERSITY OF COLORADO STUDENT UNION (UCSU) STUDENT FEES

All students are assessed UCSU student fees at one of the following rates, according to their enrollment:


| | |
|-------------------------------|----------|
| Full Fees | \$213.55 |
| Base Fees | \$ 27.63 |
| Doctoral Candidate Fees | \$ 86.13 |

BREAKDOWN OF UCSU STUDENT FEES

Full Fees \$213.55

UCSU student fees are mandatory for students enrolled in more than one class or in one class of more than 5 credit hours and may only be waived due to extraordinary circumstances. If your fees are waived, you must still pay the base fee of \$27.63. If you wish to petition for a waiver of UCSU fees, you must do so by **5:00 p.m. on January 24. No late petitions are accepted.** Petitions may be picked up and turned in at the Bursar's Office, Regent 150, or the UCSU office in UMC 333, and must include documentation of the reasons for waiving the fees.

Note: Students covered by the university student health insurance cannot waive their full student fees.



EPISCOPALIANS ON CAMPUS

EMCUB: Episcopal Ministries to the University of Colorado, Boulder

Experience the Transforming Touch of God in Your Life

Sunday Worship: 5:00 pm
Dinner: 6:00 pm

All Week: Bible Study
Discovery of spiritual gifts
Ways to impact the world

We are at: St. Aidan's Episcopal Church
2425 Colorado Avenue • (303) 443-2503
www.emcub.org

Rev. Nancy Malloy • Campus Minister

AIIESEC Referendum \$0.25

- dedicated to promoting international awareness through paid international internships

Cultural Events Board (CEB) \$6.19

- student-run
- promotes cultural awareness through variety of programming since 1974
- approved by Administration and Regents

CU Colleges and Schools \$1.73

- provides operating funds to individual college student governments

Environmental Board \$4.64

- student run resource center begun by students in 1970
- encourages environmental involvement
- promotes alternative transportation, water and energy conservation and responsible resource use by all on campus
- CU Recycling initiated in 1976 and Environmental Center began receiving UCSU funding
- CU recycling began its new student-administrative partnership in 1992
- largest campus recycling operation in U.S.

KVCU \$2.41

- radio station serving campus and surrounding community
- 24 hour news, weather, sports and music
- provides 100-150 volunteers with experience in radio, production, advertising, marketing, business, and management
- student initiated, Administration & Regents approved

Legal Services \$3.41

- provides direct legal services (i.e. counseling, document preparation, and in-court representation)
- student supported, Administration and Regents approved
- 20% of budget is self-generated as mandated by Regents

Off-Campus Student Services \$2.68

- maintains listings of rooms, houses, apartments, and of roommate vacancies for rent in Boulder
- offers advice about leases and other rent-related issues
- student supported, Administration & Regents approved

Police Recharges \$1.50

- provides payment to CU Police Dept. for patrolling UMC, Wardenburg Health Center, and the Recreation Center

Recreation Center \$68.16

- meets group and individual recreational needs of campus
- jointly governed by UCSU & Vice Chancellor of Student Affairs with Board of Regents approval
- annual bond payment \$901,306; end date - 2014; reserve required

Student Organizations Finance Office (SOFO) \$5.64

- acts as campus "bank" for student groups and government
- all student fee-funded groups using campus facilities for fund-raising must have account with SOFO
- student supported, Administration and Regents approved

Uncollectibles \$.30

- includes bad debt expenses

University Memorial Center (UMC) \$37.19

- provides central location for variety of educational and out-of classroom activities
- jointly governed by UCSU and Vice Chancellor of Student Affairs with Regent approval
- annual bond payment \$318,447, end date-2005, reserve required

University of Colorado Student Union (UCSU) \$8.30

- makes policy and budget decisions
- is advocate for students on campus, throughout CU system, and at state and national levels of government
- student run, approved by Chancellor & Regents

Volunteer Clearing House \$.54

- works as placement agency with non-profit agencies in Boulder community, and with UCSU and student groups
- student supported, approved by Administration and Regents

Wardenburg Health Center \$58.50

- provides health care for all CU affiliates - opened 1958
- campus fee-paying students receive discounted cost care in most areas
- operating budget receives 29.57% from student fees
- jointly governed by UCSU and Vice Chancellor of Student Affairs with Regent approval since mid-1980s

Women's Resource Center \$ 2.78

- centralizes information on women's services, organizations, and events through a variety of resources in a woman-centered space

Amnesty International Referendum \$.25

- non political organization dedicated to upholding human rights

Animal Rights Referendum \$.10

- working toward elimination of animal exploitation through education

Child Care \$.93

- provides scholarships for students with child care needs

Coalition for Creative Music Referendum \$0.50

- brings unique, innovative and artistic music to campus

Colorado Crew Referendum \$.50

- Rowing Club

Free Style Ski Team Referendum \$.50**On-Stage Drama Group Referendum \$.25**

- supports campus performing arts community via projects and performances

Program Council Referendum \$ 2.00

- brings wide selection of music and concerts to campus
- provides movies during the week at a reduced rate
- student referendum date: 1996, end date: 2000

PUSH America Referendum \$.50

- promotes well being and welfare of disabled children via providing interactive community service opportunities to college students, and providing community service events in Boulder as well as making summer camps accessible to disabled children, regionally.

Rain Forest Referendum \$.25

- part of international environmental group that works to protect world's rainforests and their indigenous peoples.

Sinapu Referendum \$.32

- student group advocating reintroduction of the wolf into Colorado
- student referendum date: 1995

Sm. Cost Ctr. Capital: renewal and replacement \$.40

- used for purchase and/or replacement of equipment for small groups listed above

Stop Hate On Campus (SHOC) Referendum \$.35

- student activist group

Student Environmental Action**Coalition (SEAC) Referendum \$.25**

- largest national student environmental group focusing on environmental justice issues
- student referendum date: 1994

US Student Association Referendum \$.85

- works on issues of education access: increasing fed financial aid, recruitment and retention of traditionally underrepresented students
- only student voice on Capital Hill, White House, DOE
- referendum date: fall, 1997, end date: spring, 2001

Wilderness Study Group Referendum \$.40

- promotes awareness of public land issues and protection of the ecosystem through:
 - work with environmental and governmental agencies
 - field research and educational programs
- student referendum date: unknown

Wind Source \$1.00

- purchase of wind generated energy

Base Fees \$27.63

Students assessed base fees:

- Boulder main-campus students taking one course of 5 or fewer credit hours
- doctoral students taking thesis hours only
- master's candidates for degree taking thesis hours only
- These students are not allowed to use the Recreation Center unless a one-time user fee is paid.
- Students requesting Recreation Center membership and/or University health insurance must be enrolled in more than 5 hours and pay full fees of \$213.55.

This fee is broken down as:

| | |
|--|---------|
| All referendums, listed on the previous page | \$8.27 |
| UMC Bond | \$5.68 |
| Recreation Center Bond | \$13.68 |

Doctoral Candidate Fees \$86.13

Approved doctoral candidates who have requested the student health insurance pay this UCSU student fee.

This fee is broken down as:

| | |
|-----------------------------------|---------|
| Base fees as detailed above | \$27.63 |
| Wardenburg Health Center | \$58.50 |

Other Fees

Arts and Cultural Enrichment \$4.00

- supports on-campus performing arts (theatre, dance, music and fine arts)
- provides no-charge or reduced cost admission for students to museums, performances, etc.
- student supported, mandated by Regents, June 1995

Athletic Fee \$28.50

- charged *only* to students carrying 4 or more credit hours
- supports women's and non-revenue sports such as skiing, tennis, women's basketball, and volleyball
- allows students to buy season tickets for football and men's basketball at greatly reduced rates, and attend women's basketball and volleyball free
- mandated by Regents in 1980, current reduced fee mandated June 1993

Business Career Center Fee \$30.00

- charged by the business college to all undergraduate, degree-seeking students registered in the College of Business.
- gives access to Career Services Cooperative Internships and Career Connections for no additional charge.

RTD Fee \$23.91

- allows students unlimited use of public transportation (RTD) in Boulder County, Broomfield, Westminster, and Denver
- including to DIA
- exception: Special Services such as Broncos Ride, Rockies Ride or other special events shuttles
- fee supports Night Hop Shuttle--connecting Hill area to downtown Boulder--Day Hop and Skip (there is no fee for these services)
- student initiated and approved by Administration and Regents in 1991

Student Information System Fee \$7.00

- for maintenance of the four-campus student on-line computer systems
- each campus contributes to its support
- approved by Administrators and Regents in 1984

Student Computing Fee \$60.00

- charged to students taking credit hours of 7 or more
- \$30.00 charged for credit hours of 6 or less
- used for building, maintaining, expanding, and updating computing labs
- provides all students with access to e-mail and the Internet, etc.
- supported by students and Vice Chancellor for Academic Affairs and approved by Regents, 1990

Matriculation Fee \$35.00

- one-time, nonrefundable fee
- assessed at time of initial registration for students entering a new degree program
- nondegree students who are admitted to degree status are charged the matriculation fee at the time they first register

Student Health Insurance

| | |
|--------------------|----------|
| Buff Max | \$635.00 |
| Buff Limited | \$524.00 |
| Buff Value | \$150.00 |

Spring 2001 Course Fees

Course fees are assessed to help offset the higher costs of specialized supplies, equipment, materials, and instructional and related support that are required to teach courses in certain departments. **NOTE:** 2000-2001 course fees are listed by each department in the course listings beginning on page 44. A list is also available at the Bursar's Office, and on the Web at www-bursar.colorado.edu.

Enrollment Deposit

Your \$200 enrollment deposit is held for you by the university until you:

- drop *all* classes in a semester within established dates and guidelines (see pages 40-41), or
- officially withdraw within established dates and guidelines (see pages 40-41), or
- graduate.

At that time, the deposit is credited toward any outstanding financial obligations you may have, and a refund check is mailed to you or directly deposited into your bank account within approximately eight weeks. Update your permanent address at the Office of the Registrar or the Bursar's Office before you graduate or withdraw to be sure you receive your refund. Interest earned from enrollment deposits is used for student financial aid.

If you enroll at the university the semester following your graduation, your enrollment deposit remains on your account. It is then refunded to you, in accordance with established university policy, when you are no longer enrolled.

Residency

Students classified as out-of-state residents who are seeking in-state tuition classification for spring 2001 should turn in residency petitions by **5:00 p.m., December 28, 2000**, to the Tuition Classification Office in Regent 1B54, Campus Box 68, Boulder, CO 80309-0068.

Petitions are accepted through January 20, 2001, but students who submit petitions after December 28 may not receive a decision by the tuition-payment deadline. Adjustments and reimbursements are made if a student's application is approved.

Students submitting a completed petition by November 1, 2000, receive a decision by the enrollment deposit refund deadline of January 5, 2001. Financial aid recipients seeking in-state classification should submit their petitions by November 1, 2000, to make sure their financial aid award is processed in time for spring semester.

Complete information regarding the requirements for in-state residency status is available on the web at registrar.colorado.edu/support/residency.htm, at the Tuition Classification Office, Regent 1B54, by calling 303-492-6868, or by e-mail: tuitclass@registrar.colorado.edu.

Golden Buffalo Student Health Insurance Spring 2001

It is understood that at times illness and/or injury can interrupt your studies and personal goals. Therefore, CU-Boulder sponsors a health insurance plan to guarantee needed health care with minimal financial difficulty, if such needs arise.

New Students

If you are taking 6 or more credit hours during spring semester 2001, you are automatically enrolled and billed for the Golden Buffalo Student Insurance Buff Limited Plan for spring/summer unless you select a different insurance option or waive the health insurance by January 24, 2001.

Exceptions

Enrollment is not automatic for the following.

- Spouse/domestic partner and dependents
- ACCESS students
- Continuing Education students
- Time Out students
- Semester at Sea students
- Study Abroad students
- Students taking 5 credits or less (including graduate students and law students)

You need to go to the Golden Buffalo Student Health Insurance Office, Wardenburg Health Center, room 251, to enroll and pay the premium by January 24, 2001 for spring/summer coverage. (For summer 2001 only, the premium must be paid by June 5, 2001).

Review of Plans

Buff Value (a supplemental health insurance plan) may be an excellent option for those who want health services on campus at Wardenburg Health Center and are covered by other insurance for services off campus. The premium is \$150 per semester for students, which may be less than the deductible with your current comprehensive insurance plan. Spouse/domestic partner premium charges are additional.

Buff Limited may be chosen by those who want increased coverage on campus at Wardenburg Health Center and limited coverage for services off campus, including spouse/domestic partner and dependent coverage. The premium is \$524 per semester for students, with additional premium charges for family members.

Buff Max may be helpful for those needing more comprehensive coverage, both at Wardenburg Health Center and off campus, especially if you plan to travel abroad or need increased coverage for your spouse/domestic partner or dependents. The premium is \$635 per semester for students, with additional premium charges for your family members.

In order to provide the highest benefits available, Wardenburg Health Center is the primary care provider (PCP). Wardenburg Health Center is accredited by the Joint Commission for the Accreditation of Health Care Organizations (JCAHO), a national accrediting body. It is a convenient, on-campus health care facility with medical expertise to handle your primary health care and pharmaceutical needs. The staff is composed of board-certified



**It's not easy
being green!**

Oh, yes it is!



**Be a green part of CU Boulder's environment!
The CU Environmental Center helps make being green easy!**

To find out more about recycling, transportation, and other environmental programs, events, and volunteer opportunities,


contact the **CU Environmental Center** at:

303-492-8308

www.Colorado.EDU/ecenter

ecenter@colorado.edu

UCSU



physicians (including an internist, gynecologist, and psychiatrist), nurse practitioners, and other health care professionals.

For more complete information, please go on-line to www.colorado.edu/stuhealthinsur.

Select or Waive the Insurance

To select or waive the insurance for spring/summer 2001, a selection/waiver form must be complete and signed. (For continuing students, the plan you selected for fall semester automatically extends through spring/summer 2001. You will be enrolled and billed for the insurance.) Your final deadline to select or waive the health insurance is January 24, 2001, or the university will automatically bill you for the Buff Limited option.

If you waived the insurance for fall semester 2000, you may still enroll for spring/summer 2001.

Selection/Waiver Forms

Your registration packet contains the selection/waiver form. Please complete the form, sign it, and return it. Selection/waiver forms are also available at the Golden Buffalo Student Health Insurance Office, located in Wardenburg Health Center, room 251.

Questions or Information

Stop by the Golden Buffalo Student Health Insurance Office, Wardenburg Health Center, room 251, call 303-492-5107 or go on-line to www.colorado.edu/stuhealthinsur.

Wardenburg Health Center

As a service of the University of Colorado Student Union, Wardenburg Health Center provides a wide range of medical, women's health, mental health, and sports medicine services. In addition, health education, outreach, and illness-prevention activities and programs are an important part of Wardenburg's mission of encouraging healthy behaviors. The physicians at the health center are board-certified, and Wardenburg received the highest rating of any medical center in Boulder County from the Joint Commission on Accreditation of Healthcare Organizations (JCAHO). Student fees support the free services such as the bi-polar support group, cold-care clinic, diabetes support group, HIV testing, interactive theater, musculo-skeletal injury screening clinic, sexual health, Wellness, CU Rape and Gender Education (COURAGE), Stop Smoking, peer education programs, and discounts on most fee-based services. For information call Wardenburg Health Center at 303-492-5101 or visit the web site at www.colorado.edu/wardenburg.

State/CU-Boulder Requirements for Immunizations

• New International Student - Tuberculosis (TB) Testing

The university requires incoming (new) international students from countries where the incidence of TB is high to be tested for TB. Wardenburg Health Center provides TB testing at minimal cost. If your test results are positive and treatment is needed, free care is available through the Colorado Department of Health. If you fail to be tested, a stop will be placed on your registration for the following semester. For more information call 303-492-2005.

• Measles, Mumps & Rubella Immunization Requirements

All degree-seeking students born after 1956, must provide immunization documentation for two rubeola (measles), two rubella (German measles), and two mumps immunizations. A signed/stamped copy of your immunizations may be obtained from your physician, high school, previous university records or military records. Immunizations are available at cost through Wardenburg on a walk-in basis. Medical, religious, and personal exemptions are allowed by law. Failure to take care of this the first semester will result in a stop being placed on your registration the following semester. Your immunization record may be faxed to 303-492-1014, mailed or delivered in person to the Immunization Office, located in Wardenburg Health Center, room 348, 3rd floor. For more information see www.colorado.edu/wardenburg/immunization.html or call 303-492-2005 or 303-492-8217.

Paying Your Bill

Any student who completes registration agrees to pay the University of Colorado at Boulder according to the payment terms documented under this section. A late payment charge (\$5 - \$50) and a 1% service charge per month is assessed for late payment. A financial stop is applied to the student record that will prevent registering for future terms, participating in class schedule adjustments (drop/add), receiving an academic transcript, and receiving a diploma. In addition, future term registrations may be cancelled.

You may pay your bill by:

- **Cash** - All payments made by cash must be received at the cashier windows in the lobby of Regent.
- **Personal check, certified check, or cashier's check made payable to the University of Colorado** - If you pay by check, make sure your name and student number are on the check. Mail the check and the top portion of your bill to the Denver post office box noted on the bill, or use one of the tuition drop boxes at the north and south entrances of Regent. *Do not use campus mail.*

If you write a bad check (regardless of the amount) to the university, you may be subject to late charges and service charges, and a stop will be placed on your record. A \$17 returned-check charge is assessed, in addition to the amount due to the university. You may also be liable for collection costs and prosecution under the Colorado Criminal Statutes.

The payment deadline is 6:00 p.m. on Wednesday, January 24, 2001. *Postmark dates are not honored.*
Credit cards are not accepted.

Do not include scholarship checks with your payment to the Bursar's Office. Instead, forward the scholarship check to the Office of Financial Aid, Campus Box 312, Boulder, CO 80309-0312. If your scholarship check is not received in the financial aid scholarship office by the bill payment deadline, you are advised to make other arrangements to pay your bill to avoid late and service charges. The scholarship will be credited when it arrives and, in many cases, will generate a refund for you at the Bursar's Office.

If no specific instructions are provided by the donor, the financial aid office automatically divides private scholarships of \$500 or more equally between the fall and spring semesters. Private scholarships of less than \$500 will be applied in full to the current semester.

Scholarship checks should be made payable to the **University of Colorado** and sent to CU-Boulder, Scholarships, Campus Box 312, Boulder, CO 80309-0312.

Original charges (less any adjustments) are always due on the first bill due date of the semester. A second bill reflecting new charges (parking permit, classes added, etc.) will be mailed to your local mailing address February 5 and is due on February 28. Call 303-492-5381 for your balance or check PLUS at www.colorado.edu/plus.

It is recommended that checks be written on a U.S. bank and in U.S. funds in order to avoid processing delays of up to three weeks and possible bank fees. If the delay extends beyond the tuition due date, late and service charges may be assessed.

NOTE: All checks containing restrictive endorsements are null and void and nonbinding on the university.

If you must send payments via express mail, send them to the Bursar's Office, Regent, Room 175, Boulder, CO 80309-0041.

If you do not receive a tuition and fee bill, you are still responsible for knowing the amount of your bill and for paying it on time. Call the Bursar's Office at 303-492-5381 or call 303-492-5091 for your current balance, or access your current bill information on PLUS at www.colorado.edu/plus.

The Bursar's Office hours from January 12 to January 26 are Monday through Friday, 8:30 a.m. to 5:00 p.m. (Tuesday, January 23, and Wednesday, January 24, until 6:00 p.m.). Refer to information included with your schedule/bill for extended hours of service.

The Bursar's Office offers personal assistance to Spanish-speaking students and students with disabilities. If you need assistance, stop by the Bursar's Office, Regent, Room 150 or call 303-492-5381, or if deaf or hard of hearing, call 303-492-3528 (TTY).

Tuition Payment Option: Deferred Tuition

By completing and returning the deferred tuition agreement located on the reverse side of your schedule/bill, you are allowed to pay one-half of the amount due on **January 24**. The minimum balance due, indicated on the reverse side of your bill, is reduced automatically by any credits (financial aid, insurance, RA/TA tuition waivers, and scholarships) applied after your bill is produced.

If the deferred tuition agreement is not part of your schedule/bill, you may also defer your tuition at the student billing windows in Regent from January 12 through January 24.

On **February 28**, you must pay the balance of your bill and a one-percent finance charge and any new charges added to your bill. A second bill reflecting this balance is mailed to your local mailing address on February 5. Make sure your address is current.

Failure to Pay in Full by the Deadline

A **financial stop** will be placed on your record if you fail to pay your full tuition and fee bill by the published deadline. This stop will prevent you from:

- registering for future terms
- participating in drop/add
- receiving an academic transcript
- receiving a diploma

In addition, if you are registered for a future term and a financial stop is added to your record, you are in risk of losing those classes.

A **late-payment charge, in addition to a service charge** on the unpaid balance (1% per month), is assessed according to the following schedule:

| Balance Due | Late Payment Charge |
|-----------------------|----------------------------|
| \$99.99 or less | \$ 5 |
| 100-299.99 | \$10 |
| 300-499.99 | \$20 |
| 500-699.99 | \$30 |
| 700-899.99 | \$40 |
| \$900 and over | \$50 |

All past due accounts are referred to the Student Debt Management (SDM) department for collection after the end of the semester. Past due service charges of 1% continue to accrue monthly as long as the debt is unpaid, and additional collection charges may be assessed.

Colorado law requires the university to place all delinquent accounts with the state's Central Collection Services (CCS) office. The SDM department will place all delinquent accounts with CCS after one year, unless there exists a satisfactory repayment agreement including a signed contract with the Student Debt Management department in the Bursar's Office. CCS reports all past due accounts to national credit bureaus. Financial stops remain on your record until the balance is paid in full. Establishing a repayment agreement does not result in removal of stops. If your account is referred to CCS, you must pay any collection costs allowed by the Uniform Consumer Credit Code.

Getting Your Refund

If your tuition account reflects a credit balance, you are entitled to a refund. You can receive your refund either by:

- **Direct Deposit** - If you are currently enrolled for direct deposit or sign up by December 20, and have a credit balance on your tuition account as of January 9, your spring 2001 refund will be deposited into your bank account on January 12. Throughout the semester, whenever your tuition account reflects a credit balance, your refund will be deposited to your bank account 24-48 hours after a credit balance appears on your tuition and fee account.

The university strongly encourages you to use this option. It insures safe and convenient payment of your refund.

For more information, or to sign up for this service, please call 303-492-5381 or 303-492-3528 (TTY), check the web (www-bursar.colorado.edu), or stop by and fill out an application form.

• **Refund Checks** - If you do not sign up for direct deposit, and your tuition account reflects a credit balance as of January 8, a refund check will be mailed to your local mailing address on January 11. This refund **cannot** be picked up.

If your tuition account reflects a credit balance after January 8, a refund check will be available at the cashier's window in Regent beginning January 12. You must have your photo ID with you. Checks not picked up will be mailed to your local mailing address on a monthly basis throughout the semester.

Tuition and Fee Information on the WWW

You may also access up-to-date tuition and fee rates on the World Wide Web at www-bursar.colorado.edu. If you have any questions regarding tuition information on PLUS, call the Bursar's Office at 303-492-5381. If deaf or hard of hearing, call 303-492-3528 (TTY). The Bursar's Office can also be reached by e-mail at bursars@colorado.edu.

Financial Aid

If you did not apply for aid for the fall, you may still apply for the spring term by completing the 2000-2001 *Free Application for Federal Student Aid (FAFSA)*. Students are encouraged to apply by February 1 in order to complete the process before the last day of the spring term. Due to funding limitations, some forms of assistance may not be available to late applicants.

Applications are available from the Office of Financial Aid, Room 2, Environmental Design, or on the Web at www.fafsa.ed.gov. For more detailed information, visit the financial aid office, the web www.colorado.edu/finaid, or call 303-492-5091.

Financial aid includes grants, scholarships, work-study and loans, and is usually awarded based on financial need. Grants and university scholarships are automatically applied to your bill. Student and parent loans are credited to your bill after you submit signed promissory notes. If your tuition account reflects a credit balance, you are entitled to a refund (see Refunds, pages 32-33).

Short-Term Loans

Short-term loans up to \$500 are available to students during periods of enrollment and between fall and spring semesters. You must be at least eighteen years of age and enrolled at least half-time on the Boulder campus to qualify (ACCESS and Continuing Education students are not eligible), and you must present your photo ID. All loans must be backed by financial aid or have a co-signer. Apply for short term loans in the Office of Financial Aid.

Veterans' Benefits

If you are entitled to veterans' benefits, write Veterans' Services, Office of Financial Aid, Campus Box 312, Boulder, CO 80309-0312, or call 303-492-7322 for further information.

Withdrawing and Financial Aid

The *Withdrawal Policy Regarding Tuition and Fees* states that students who pay their \$200 enrollment deposit and register for classes for any given semester are obligated to pay full tuition and fees for that semester unless they **officially withdraw** from the university. If you begin classes at CU-Boulder, receive financial aid, and then withdraw, your financial aid will be adjusted according to the following federal regulations. (See pages 40-41 for withdrawal procedures.)

RETURN OF UNEARNED TITLE IV AID

(34 CFR 668.22)

The federal rules state that you earn your aid based on the period of time you remain enrolled.

Enrolled days divided by days in the enrollment period equals the percentage of aid earned.

The Office of Financial Aid will calculate the percentage of aid earned using this formula. If you remain enrolled beyond the 60% point you earn all aid for the period. Aid earned is credited to your tuition and fee bill.

REPAYMENT OF UNEARNED AID

(34 CFR 668.22 g,h,i)

The responsibility to repay unearned aid is shared by the institution and you in proportion to the aid each is assumed to possess.

The institution's share is the lesser of:

- The total amount of unearned aid, or
- The institutional charges multiplied by the percentage of aid that was unearned.

Ditch the cheap ride.
When you pay your school fees, your Buff OneCard™ student I.D. automatically becomes your ticket to ride RTD.


Get an RTD decal when you pick up your I.D. Then, show the driver your card when you board the bus. That's it. No parking. No traffic. No loose change.

Check out the services you get with your Buff OneCard:

- all Boulder and Denver Local and Limited Routes
- Boulder HOP, SKIP, and JUMP Routes
- all Regional and Express Routes
- all Denver Light Rail Routes (even the new Southwest Line!)
- skyRide to DIA



[Cheap Ride]



[Free Ride]

RTD

303.299.6000 RTD-Denver.com

On The Move

This is a paid advertisement and is not supported nor endorsed by the University of Colorado at Boulder

Your share is the difference between the total unearned amount and the institution's share. The institution's share is allocated among the Title IV programs, in an order specified by statute, before your share. After your share is fully allocated among the Title IV programs, any amount owed to a grant program is reduced by half. The same refund and repayment policy applies to state and institutional grants. Refund and repayment of institutional scholarships, athletic scholarships, private scholarships, and third party scholarships is determined by the donor.

Funds are returned in the following order:

TITLE IV

Federal Stafford Loan (unsubsidized)
 Federal Stafford Loan (subsidized)
 Federal Perkins Loan
 Federal PLUS (Parent) Loan
 Federal Pell Grant
 FSEOG
 SSI/LEAP
 Other Federal Aid

INSTITUTIONAL AND STATE AID

Institutional Aid
 Colorado Student Grant
 Colorado Graduate Grant
 Colorado Undergraduate Grant
 Colorado Outreach Grant
 Colorado Athletic Grant (CCHE)

OTHER AID

Institutional scholarships
 Athletic scholarships
 Private scholarships
 Third party scholarships

This policy applies to students with financial aid who officially withdraw. It may also apply to those who stop attending classes without formally withdrawing. Students who do not formally withdraw are required to document their last day of attendance.

Examples of refund calculations are available upon request. Visit with a financial aid counselor for more information regarding your specific situation.

Appeals

In the case of a prolonged illness, accident, death in the family, or other circumstances that make it impractical to complete the semester, you may submit an appeal through the Bursar's Office. The Bursar's Office reviews the information provided and determines a settlement that is reasonable and fair to both you and the university.

Balances Due

If unearned aid results in a balance due, a revised tuition and fee bill will be mailed to you by the Bursar's Office. It is your responsibility to repay those funds. To ensure that you receive information in a timely manner, make sure that your address and phone information is up to date.

General Information

Many of the questions you may have about registration procedures are answered in this section.

Addresses

The following addresses on your student record must be kept current:

- **Mailing address** (your address during the fall and spring semesters and during the summer months if you're enrolled in summer classes). Registration information for future semesters, outstanding tuition and fee bills, refund checks, and financial aid information are mailed to you at this address from late August through mid-May (and throughout the summer if you're enrolled in summer classes). **Exception:** Your permanent address is used during the winter semester break. **Note:** An accurate local mailing is also important in case the university needs to reach you due to a family or personal emergency, so be sure to give the university a local mailing address.

- **Permanent address** (considered your "home-base" address). It can be your parents' address, a Boulder address, or the address of someone who knows how to reach you. Schedule/bills are mailed to this address before the semester begins. This address is also used for mailings during the summer months and during the winter semester break. **Exception:** If you're enrolled in summer classes, your mailing address is used during the summer months.

Other offices, such as the library, housing, payroll, and Wardenburg, have separate address systems and changes must be made there as well.

You can look up any of your addresses on the Personal Look-Up Services (PLUS) at www.colorado.edu/plus (see page 38) and, if needed, update your addresses via PLUS. Or you can fill out a change-of-address form at the Office of the Registrar in Regent 105, in the Office of Financial Aid in Environmental Design, room 2, or by calling 303-492-6970.

NOTE: The address that appears on your student record (and PLUS) also appears on the directory on CU-Boulder's home page on the Web. When you make a change to any of your addresses, the change is normally updated on your student record within 24 hours. **Exception:** If you update your address via PLUS, your addresses are updated immediately (real time). Addresses on the web directory are updated weekly.

If you do not want your address to be part of directory information, you may request that "limited privacy" be put on your record. See pages 35-36 for more information about "limited privacy" as well as other privacy options under "Confidentiality of Student Records."

Advising

Check your invitation to register for advising requirements. If advising is required or if you wish to speak with an advisor:

- Arts and Sciences students - Schedule an appointment to meet with your academic advisor or faculty advisor prior to registering. Contact your advisor or department in advance to arrange an advising conference. If you are an open option student or considering changing your major,

contact the Academic Advising Center, 303-492-7885 for an appointment. For arts and sciences advising information on the web, see www.colorado.edu/ArtsSciences/aacforstudents.

- Engineering students - Call your faculty advisor, your major department, or your dean's office for advising.
- Students in any other college or school - Call your dean's office.

Campus ID Card (Buff OneCard™)

The Buff OneCard is your official CU-Boulder student ID. It allows you access to the Student Recreation Center, campus libraries, meal plans, RTD buses, athletic events, residence halls, and anywhere else that official CU-Boulder identification is required.

The Buff OneCard Office is located in the lower level of the UMC. Office hours are Monday through Friday, 9:00 a.m. to 4:30 p.m. Some form of picture ID is required in order to receive your initial Buff OneCard, which is free to students paying full fees. A \$15 charge applies to any replacement card. To report a lost or stolen card, call 303-492-1212 immediately to avoid unauthorized use of your card in campus libraries or elsewhere for which you would be responsible. DO NOT share your Buff OneCard with anyone else or place any kind of sticker on your card.

Buff Bucks is the Buff OneCard's optional on-campus debit account. If you choose to activate this option, you can make quick purchases at a variety of campus merchants. Deposit funds to your Buff Bucks account at the Buff OneCard Office or at Buff Bucks Transaction Machines located in the UMC, the Student Recreation Center, and Williams Village. You can have up to \$1000 in your Buff Bucks account. Since it is not a bank account, cash withdrawals cannot be made, and a fee is charged to close the account.

Through an agreement with the U of C Federal Credit Union, the Buff OneCard also offers the **Buff Gold** option. This option allows you to link your Buff OneCard with your Credit Union checking account to get cash from ATMs and to make debit card purchases at participating merchants throughout Boulder (such as King Soopers and Safeway grocery stores). To activate this option, open a checking account at the U of C Federal Credit Union, and request the Buff Gold option.

You may also elect to use your Buff OneCard as a **long-distance calling card** by using your authorization code and PIN to make long-distance calls off campus. (If you are a residence hall student, direct dialing from your room costs less than using the calling card.)

For more information visit the web at www.buffonecard.com or call the Buff OneCard Office at 303-492-0355.

Changing Your College or Major

If you want to transfer into another CU-Boulder college or school, check with the new dean's office for admission criteria and information on enrollment levels, application procedures, and deadlines. If you have already submitted an IUT (intrauniversity transfer) application, register as if you have been accepted into the new school or college.

NOTE: You may not be able to register for some courses until you have been accepted into your new school or

college. Once you are accepted, you may change your schedule through the drop/add deadline. If you want to change or declare a major, go to the new major department for the required procedures.

NOTE: If you are receiving financial aid and are working on two majors (same degree) or a major and a minor and don't plan to graduate from both programs at the same time, your financial aid may be affected. For more information, contact the Office of Financial Aid in the lower level of Environmental Design, or call 303-492-5091.

Computer Labs

You can use any of ITS' or Housing's computing labs to access the Internet and register online. Labs that are maintained by Housing are in every residence hall. ITS labs are located in other buildings across campus including Business, Clare Small Arts and Sciences, Duane Physics, Economics, Education, Ekeley Sciences, Engineering, Environmental Design, Fleming Law, Hellem, Macky, Muenzinger, and Norlin Library. See the ITS web site at itsweb.colorado.edu/campusmap/webmap.html for a complete list of ITS' computer lab sites.

Confidentiality of Student Records

The Family Educational Rights and Privacy Act (FERPA) affords you certain rights with respect to your education records. They are:

- (1) The right to inspect and review your education records within 45 days of the day the university receives a request for access.

You should submit to the registrar, dean, head of the academic department, or other appropriate official, a written request that identifies the record(s) you wish to inspect. The university official will make arrangements for access and notify you of the time and place where the records may be inspected. If the records are not maintained by the university official to whom the request was submitted, that official shall advise you of the correct official to whom the request should be addressed.

- (2) The right to request the amendment of your education records that you believe are inaccurate or misleading.

You may ask the university to amend a record that you believe is inaccurate or misleading. You should write the university official responsible for the record, clearly identify the part of the record you want changed, and specify why it is inaccurate or misleading.

If the university decides not to amend the record as requested by you, the university will notify you of the decision and advise you of your right to a hearing regarding the request for amendment. Additional information regarding the hearing procedures will be provided to you when notified of the right to a hearing.

- (3) The right to consent of disclosures of personally identifiable information contained in your education records, except to the extent that FERPA authorizes disclosure without consent.

One exception that permits disclosure without consent is disclosure to school officials with legitimate educational interests. A school official is a person employed by the university in an administrative, supervisory, academic or research or support staff position (including law enforcement unit personnel and health staff); a person or

company with whom the university has contracted (such as an attorney, auditor, or collection agent); a person serving on the Board of Regents; a student employee; or a student serving on an official committee, such as a disciplinary or grievance committee, or one assisting another school official in performing his or her tasks. In addition, your records may be disclosed to your parent(s) upon request if your parent(s) claim you as a dependent for income tax purposes.

A school official has a legitimate educational interest if the official needs to review an education record in order to fulfill his or her professional responsibility.

Upon request, the university discloses education records without consent to officials of another school in which a student seeks or intends to enroll.

(4) The right to file a complaint with the U.S. Department of Education concerning alleged failures by the university to comply with the requirements of FERPA. The name and address of the office that administers FERPA is:

The Family Compliance Office
U.S. Department of Education
600 Independence Avenue, SW
Washington, DC 20202-4605
202-260-3887

The following items of student information have been designated by the University of Colorado at Boulder as public or "directory" information: name, addresses, telephone numbers, e-mail address, dates of attendance, registration status, class, previous educational institutions attended, major field of study, awards, honors, degree(s) conferred, past and present participation in officially recognized sports and activities, physical factors (height, weight) of athletes, and date and place of birth. Such information may be disclosed by the institution at its discretion. Buff OneCard photos and numbers (not social security numbers) are not considered directory information but are shared with other campus departments and associates of the Buff OneCard program.

You have the right to withhold "directory information" from inquirers by selecting a "privacy" or "limited-privacy" option. The privacy option will prevent all directory and enrollment information from being released to all who do not have a clear educational interest for access to this information. The limited-privacy option will prevent the release of directory information to off-campus inquirers and to campus directory services, but is not as restrictive as the privacy option.

Release of Disciplinary Information

Provisions of the Family Educational Rights and Privacy Act of 1974, as amended by the Higher Education Amendments of 1998, govern access to a student's disciplinary file. The student and/or those university officials who demonstrate a legitimate educational need for disciplinary information may have access to the student's disciplinary file. Parent(s), who provide proof that a student is a dependent as defined in Section 152 of the Internal Revenue Code of 1954 (i.e., a copy of the last federal income tax return listing the student as a dependent), can have access to the student's disciplinary file without written consent of the student. In this case, parents may also have access to a disciplinary file, even if the student has requested otherwise.

In addition, parent(s) may be notified if a student under 21 years of age is found responsible for a violation involving use or possession of alcohol and drugs.

The Campus Security Act permits higher education institutions to disclose to alleged victims of any crime of violence (murder, robbery, aggravated assault, burglary, motor vehicle theft) the results of the conduct proceedings conducted by the institution against an alleged perpetrator with respect to such crime. The Campus Security Act also requires that both accused and the accuser be informed of campus conduct proceedings involving a sexual assault.

Additionally, the Higher Education Amendments of 1998 permit disclosure of the final results of disciplinary cases in which a student has been found responsible for a violation involving violence or for a sex offense.

Credit-Hour Limits and Course-Load Definitions

During the registration period (which begins November 6), undergraduate students can register for a maximum of 19 credit hours (15 credit hours for graduate students and 16 credit hours for law students), *including wait-listed courses*.

During the final drop/add period (beginning January 12), undergraduates are allowed to register for up to 21 credit hours, *including wait-listed courses*. **NOTE:** A tuition surcharge is assessed for every credit hour added over 18.

For undergraduate students, 12 credit hours is considered a full-time load for financial aid and for enrollment verification purposes. Graduate students qualify for full-time status for enrollment verification purposes if they are enrolled for 5 or more hours or any number of thesis hours. Law students need 10 or more hours for full-time status. Check with the Office of Financial Aid for full- and part-time status definitions for graduate students.

Credit and Grading Options

You can select the following credit and grading options via CU Connect and web registration when you register for courses. To make *changes* to credit and grading options, you can do this at the registrar's office in Regent 105 through 5:00 p.m. on February 2. (**Important: Be sure to read the highlighted note on the next page.**)

- **No Credit.** To register for a course on a no-credit basis, call CU Connect and select the no-credit option (see page 16), or select the no-credit option when registering via the Web. You still pay full tuition for a no-credit course, but you do not receive a grade. An *NC* will appear on your transcript in place of a grade. Check with your college or school for policies on no-credit status and how it may be used.

NOTE: No-credit courses do not count toward full-time enrollment for financial aid purposes.

- **Pass/Fail.** Check with your college or school for the restrictions on the number and types of courses that can be taken pass/fail. To register for a course pass/fail, call CU Connect and select the pass/fail option (see page 16), or select the pass/fail option when registering via the Web. Once you have signed up for a course on a pass/fail basis, it is *not* noted on class rosters or final-grade lists, nor

should your instructor be notified that you are taking the course pass/fail. You are assigned a grade for the course. A grade of *D-* or above is converted to a *P*; an *F* remains an *F*. Only the *F* is calculated as part of your GPA; a grade of *P* is not counted.

NOTE: If you attempt to change the status of a course from or to P/F or NC by telephone or via the Web, you will not be able to re-enroll in the course if it is closed or a wait list exists for the course. You can make this change without jeopardizing your enrollment in the course by filling out a credit-option form at the registrar's office in Regent 105.

• **Variable Credit.** All independent study courses and some regular courses are offered on a variable-credit basis (that is, they have a range of minimum and maximum credits). When you call CU Connect to register, or if registering for a variable credit course via the Web, enter the number of credit hours you want to receive for the course when prompted. The number of credits can be changed throughout the registration and drop/add periods through 5:00 p.m., Friday, February 2.

E-Mail the Registrar

Have you ever had an academic records-related or registration-related question but didn't know whom to ask? Or have you ever had a comment you wanted to share with us about one of our programs or processes?

E-mail the registrar's office at registrar@colorado.edu to get some answers or make your comments. Your e-mail will be read by a staff member in the registrar's office and then forwarded to the appropriate person for a response.

Grade Information

To obtain information about grades at the end of the semester:

• Call CU Connect, the telephone registration system, at 303-938-8110, during regular hours of operation (see page 16). When prompted to enter an application code, enter a "2" to access the grading application. You'll then need to enter the term code for the semester you want to access, followed by your student number and your PIN. Term codes consist of the last two digits in the year followed by one of these numbers:

- 1 = spring
- 4 = summer
- 7 = fall

For **fall semester 2000** grades (available beginning December 21), use the **term code 007**.

For **spring semester 2001** grades (available beginning May 11), use the **term code 011**.

• Look up your grades on PLUS on the World Wide Web, www.colorado.edu/plus. Spring semester 2001 grades will be available on PLUS beginning May 11.

• Check to see if your grades are posted, as some instructors post grades for their courses outside of their offices, the classroom, or the departmental office.

• Order official transcripts by:

- mailing a signed written request to Transcripts, Campus Box 68, University of Colorado, Boulder, CO 80309-0068
- sending a signed FAX request to 303-492-4884
- calling in a request to 303-492-8987

The above methods for ordering official transcripts are free of charge and are normally processed (mailed 1st Class) within four business days.

There are two additional methods available for ordering an official transcript. Both are available 24 hours/day by a third party provider, VOICE FX. You may either call 1-800-613-3735 or contact them by Web at www.gettranscript.com and select the University of Colorado at Boulder. Transcripts through this service cost \$1.50 each. These are processed (mailed 1st class) within four business days.

• Order an unofficial transcript for a cost of \$1 (next-day service) or \$5 (same-day service) at the transcript window, Regent lobby, or by calling **303-492-8987**. Unofficial transcripts are not mailed off campus.

Graduation

If you plan to graduate within the next year, you must check with your dean's office for graduation application deadlines and notification procedures.

Graduating students with Federal Perkins/NDSL loans must complete a loan exit interview before leaving the university.

NOTE: If you are receiving financial aid and are working on two majors (same degree) or a major and a minor and don't plan to graduate from both programs at the same time, your financial aid may be affected. For more information, contact the Office of Financial Aid in the lower level of Environmental Design, or call 303-492-5091.

PLUS: Viewing Your Records On Line

PERSONALIZED INFORMATION

You can view the following information on PLUS (Personal Look-up Services) on the World Wide Web by using your university student number and personal identification number (PIN):

- your grades
- your degree program information (primary and secondary college, major, and class standing)
- your class schedule for past and current terms, and all future terms for which you have registered
- required books for your classes
- unofficial transcripts
- math mod grades
- your current semester billing and financial aid information
- telecommunications long-distance charges
- your current addresses
- degree audit for certain colleges (see below for more information)

You can also **update your addresses** via PLUS as well as **change your PIN**.

Access PLUS at www.colorado.edu/plus.

DEGREE AUDITS

Degree audits for students in the College of Architecture and Planning, the College of Arts and Sciences, the School of Journalism and Mass Communication, and the College of Music are available on the World Wide Web. The address is www.colorado.edu/plus. These students can also order degree audits from their dean's office. In addition, arts and sciences students can order major audits from their major department.

Students in the College of Business and Administration and the College of Engineering and Applied Science must contact their respective dean's office concerning academic progress.

SCHEDULE PLANNER

The schedule planner, a tool you can use to plan your schedule and find out additional course information, is also available via PLUS. See page 14 for more information about the schedule planner feature.

WEB REGISTRATION

You can also access web registration via PLUS. See page 17 for more information about web registration.

Registrar's Home Page

The Office of the Registrar now has most of the information that's included in this registration handbook on the World Wide Web. It also includes academic/registration calendars for the next few semesters, final exam schedules, and more. You can access this information via the registrar's home page at registrar.colorado.edu.

Other Registration Programs

A number of different registrations are held each semester for specific categories of students. If you have questions about any of these registrations, call the number listed in that section or see the *University of Colorado at Boulder Catalog*.

ACCESS Registration

Nondegree students (students not currently enrolled in a degree program at CU-Boulder) may take Boulder campus courses through the ACCESS (Available Credit Courses for Eligible Special Students) Program. Register through CU Connect, web registration, or in person at the Continuing Education Office, 1505 University, beginning Friday, January 12. For information on registration eligibility and times for registration, please call 303-492-5148 or visit the ACCESS web site at www.colorado.edu/conted/access.htm.

NOTE: Nondegree students who are classified as non-residents may register for 3 credit hours or less through ACCESS and be assessed a rate less than regular nonresident tuition.

Concurrent Registration

If you plan to take at least one course at CU-Boulder in the spring and cannot register for all courses required for your degree program, you may be able to register concurrently on another CU campus. The course(s) must be required for your degree program, you must have your dean's permission, and enrollment levels must not have been reached on the other campus. Graduate students must have their advisor's approval. If all these conditions are met, you may register on another CU campus for up to two courses or 6 credit hours, whichever is greater.

You cannot register concurrently until the final drop/add period has begun on the other campus. Boulder students pay Boulder tuition rates for all courses.

Concurrent registration forms and instructions are available at the registrar's office in Regent 105 beginning January 2. For information, call 303-492-8494.

Note to Graduate Students: Check with the Office of the Registrar for exceptions to the home-campus registration requirement and limitation on credit hours at the host campus.

The Off-Campus Student Services Office is an excellent resource for students **LOOKING FOR** a place to live. We provide personalized computer **LISTINGS OF HOUSES/APARTMENTS** and **ROOMS**. We maintain the largest listing of available student housing in Boulder.



We also have information on: **LEASES**, sharing an apartment, eviction, **SECURITY DEPOSITS**, maintenance and repairs, **TENANT'S RIGHTS** and much more. Stop by or call for more information.

Visit our web site at <http://www.colorado.edu/OCSS/>

UMC 336

MON-FRI 9-4

492-7053

Directors Office open Mon-Fri 7:30 a.m. to 4:30 p.m.

Course Reservation Program

The course reservation program assists you in getting the courses you need to graduate by giving you an opportunity to reserve space in a course and enroll in that course for the next semester before the next registration period begins. All undergraduate courses offered at CU-Boulder that use wait lists, except for controlled enrollment courses, are included in the course reservation program.

You are eligible to participate in the course reservation program for *fall semester 2001* if your name is on a wait list for a course as of 5:00 p.m. on January 24 (the wait list deadline), and you don't get enrolled in the course.

NOTE: This applies only to course wait lists on the Student Information System (SIS), not wait lists that may be kept manually by a department.

If you are on a course wait list as of 5:00 p.m. on January 24 and don't get into the class, you should plan to come into the registrar's office, Regent 105, 9:00 a.m. to 5:00 p.m., **March 19-29** to register for the course for fall 2001. Registrations will *not* be honored through the course reservation program after March 29. In addition, all restrictions are honored, and you must clear up any "stops" before registering. You will register for all other fall 2001 courses during your regular registration time assignment.

Faculty and Staff Registration

All permanent faculty and staff members at CU-Boulder may take 1 to 6 credit hours each year without paying tuition. Course work must be taken outside of scheduled working hours or an adjusted work schedule must be established that is acceptable to the employing department. For more information, call 303-492-5381.

High School Concurrent Program

High school students interested in the challenge of university course work may enroll in credit courses at the University of Colorado at Boulder through the High School Concurrent Program. In addition to earning college credit, students may also earn credit toward high school graduation requirements. Registration is available through the Center for Professional and Continuing Education. For information on eligibility and times for registration using CU Connect or web registration, please call 303-492-5148 or visit the high school concurrent web site at www.colorado.edu/conted/hconcur.htm.

Intercampus Registration

If you want to take course work on another University of Colorado campus but not go through the concurrent registration program, apply for admission to that campus and follow its registration procedures. Check with your dean's office for approval. (Students in the College of Arts and Sciences may not register at the Denver or Colorado Springs campus except in the summer.)

Late Registration

To be guaranteed enrollment for spring 2001, you must complete registration by **6:00 p.m. on January 11**. If you do not register by the deadline (this includes graduate students), you are subject to late registration.

Only students in open categories are eligible for late registration. In addition, a lower registration priority and a **\$50 late fee** are applied.

If you are a continuing student, call 303-492-6970 on January 12 to see if you are eligible for late registration. If you are a new or readmitted student, go to Admissions Operations in Regent 1B65 (303-492-2451) to check for eligibility. Students who are eligible for late registration must go to the registrar's office in Regent 105, to be set up for late registration.

Parking Permits and Bicycle Registration

Buy a student parking permit in person at Coors Events/Conference Center (conference level) for spring 2001. The permit sale schedule is listed below. Please check our website (ucbparking.colorado.edu) for possible changes to this schedule. Please bring a photo ID and a valid state motor vehicle registration form.

The costs for an academic-year permit (August - May) are \$162, \$216, \$261, and \$279. Semester rates are \$81, \$108, \$130.50 and \$139.50. Motorcycle permits cost \$27 per semester or \$54 for academic year (all prices are subject to change). You can pay with cash, check, credit card (Visa, MasterCard, American Express), or charge it to your tuition and fee bill.

Parking Permit Sale

January 12 (Fri.)

8:30 a.m. - 4:00 p.m.

Law students, all residence hall students, residence hall advisors, disabled students, and students on assigned lists from departments

January 13 - 14 (Sat. - Sun.)

9:00 a.m. - 4:00 p.m.

All student groups including commuters and residence hall students. *No sales to commuters before January 13*

January 26 (Tues.)

8:30 a.m. - 4:00 p.m.

All student groups including commuters and residence hall students

For more parking permit information, call 303-492-3550, or visit the web at ucbparking.colorado.edu and click on the "Students" hyperlink.

If you have a disability making it too difficult for you to come to the permit sale at the Events Center, please call a parking representative at 303-492-7384.

Note: If you're not a Colorado resident, you are required to have an emissions control test performed on your car if it will be operated within the Denver-Boulder region for at least 90 days a year. Since 1989, state law has required periodic emissions control inspections of motor vehicles in an effort to improve air quality in and around the Denver-Boulder region. Penalty fines may be assessed for non-compliance. For more information, call the Air Care Colorado hotline at 303-456-7090 or visit its web site at www.aircarecolorado.com.

Bike Registration

Bike registration is mandatory for bikes parked on campus. The fee is \$5 for four years.

All bike registrations during spring semester will be held at the bike kiosk north of Wardenburg Health Center, Monday through Friday, 9:30 a.m. to 2:30 p.m. For more information call 303-492-2322.

Senior Citizens Auditors Program Registration

All Colorado residents age 55 and older can register in this tuition-free, noncredit program to audit classes on a space-available basis. This program is sponsored by the CU-Boulder Alumni Association. Registration for senior auditors is at Koenig Alumni Center, Monday, January 22, 2001, 9:00 a.m. - 3:00 p.m. and Tuesday, January 23, 9:00 a.m. - noon. Call 303-492-8484 for information.

Time Out Program

The Time Out Program (TOP) provides an opportunity for you to take a leave from the university for a semester or a year without losing your place in your current college or school. You must be in good academic standing and have your dean's approval. Readmission to the university is guaranteed when you return, providing you meet registration and deposit deadlines. A nonrefundable \$40 application fee is charged. The TOP application deadline for spring semester is **February 28**. More information is available from the Office of the Registrar, Regent 105, 303-492-8673.

Withdrawal Procedures

If you need to withdraw from all of your courses for spring semester 2001, you can fill out a withdrawal form in the registrar's office in Regent 105, or write a letter to the Withdrawal Coordinator, Office of the Registrar, Campus Box 20, Boulder, CO 80309-0020. (Exception: Nondegree students withdraw through Continuing Education, 1505 University Ave., Campus Box 178, Boulder, CO 80309-0178.) If you write a letter of withdrawal please be sure to include your name, student ID number, the semester from which you want to withdraw, and your signature. Or you can e-mail a statement of withdrawal (if the e-mail account is in your name) to **withdrawal@registrar.colorado.edu**. Just be sure to include your name, student ID number, and the semester from which you want to withdraw. For questions or more information about the withdrawal process, visit or call the Office of the Registrar, Regent 105, 303-492-8673 or e-mail **withdrawal@registrar.colorado.edu**.

You need not drop your courses; this is done for you.

NOTE: If you drop all your courses and don't re-register, you are considered withdrawn from the university and you should notify the registrar's office.

If you are registered for courses and do not officially withdraw from the university by contacting the registrar's office, failing grades are recorded for all of your courses.

Remember: Deadlines and rules for withdrawing may vary within each college and school. Check with your dean's office concerning withdrawal rules.

NOTE: If you withdraw from CU-Boulder but plan to return to the Boulder main campus in the future, you must either

go on the Time Out Program (see this page) or reapply through the Office of Admissions. (Students remaining enrolled in only Continuing Education classes must still either reapply or go on TOP to return to Boulder main campus.)

Tuition assessments for students with financial aid (see pages 33-34) may differ from those listed on this page. Please check with the Bursar's Office at 303-492-5381. If deaf or hard of hearing, call 303-492-3528 (TTY).

Withdrawing students (including students applying for the Time Out Program) with Federal Perkins/NDSL loans must complete a loan exit interview before leaving the university. Failure to do so will result in a stop on your record. This stop will prevent you from receiving a diploma or an academic transcript of work at the university and from registering for any future terms. In order to complete a loan exit interview, contact the Student Loan Department in the Bursar's Office at 303-492-5571. If deaf or hard of hearing, call 303-492-3528 (TTY).

| WITHDRAWAL DATES | REFUND OR ASSESSMENT SCHEDULE |
|--|---|
| November 6-January 5 | Full refund of the \$200 enrollment deposit (<i>continuing students</i> only). Note: The deadline to withdraw and receive a deposit refund also applies to students planning to go on the Time Out Program. <i>New, readmitted, and transfer students</i> are <i>not</i> eligible for a refund. |
| January 6-31 | \$200 in tuition and fees is assessed. (The enrollment deposit is applied to this charge.) Note: <i>Nondegree students</i> are not assessed a financial penalty if they withdraw by January 31. |
| February 1-14 | 40% of full tuition and fees* is assessed, or the \$200 enrollment deposit, whichever is greater. |
| February 15-28 | 60% of full tuition and fees* is assessed, or the \$200 enrollment deposit, whichever is greater. |
| March 1 through the last day of classes | No refund; 100% of tuition and fees due. |
| * "Fees" refers to UCSU student fees and the athletic fee. | |

About Course Listings

Understanding Course Numbers

Courses are numbered according to the following guidelines:

| | |
|-----------|---|
| 1000-2999 | Lower-division courses |
| 3000-4999 | Upper-division courses |
| 5000-5999 | Courses intended for graduate students and qualified undergraduates |
| 6000-8999 | Courses open to graduate students only |

Enrollment in courses with a 700-, 800-, or 900-level section number is controlled by each department. The department staff either gives you the five-digit course call number so you can register for the course either via CU Connect or via web registration, enrolls you in the course directly on the computer, or gives you a special action form to take to a central drop/add site (during the final drop/add period *only*) or to the registrar's office.

Understanding Course Listings

The headers at the top of each column of the course listings include:

Core Diamonds—A diamond (◆) appears to the left of courses that fulfill a College of Arts and Sciences core curriculum requirement. (Refer to the College of Business Degree Requirements brochure for information on courses that fulfill the College of Business core curriculum requirements.)

Course Title—Often abbreviated; refer to the *University of Colorado at Boulder Catalog* for the complete title and course description.

Section Number—This three-digit number refers to the specific meeting pattern of the course. The three-digit number alone is the lecture number. When an R, L, P, or S precedes the section number, it indicates that the section is a recitation (R), a laboratory (L), a practicum (P), or a studio (S), which must be taken in addition to the lecture. Some courses may have three: lecture, lab, and recitation.

Call Number—The five-digit number, specific to a particular term, that is used for requesting a specific section of a course via CU Connect and via web registration.

Time/Days—Meeting time and days of the class (M—Monday; T—Tuesday; W—Wednesday; R—Thursday; F—Friday; S—Saturday; and U—Sunday).

Building/Room—The building name and room number where the class meets; this is subject to change. (See page 43 for the building abbreviations.)

Maximum Enrollment—The maximum number of students allowed to enroll in the course.

Notes—When a course has a prerequisite and/or a corequisite, a note (*in italics*) appears just after the course title. Additional course notes are inserted into each course listing, as needed.

Remember: Some courses may not be available to you due to college or school restrictions or class size limitations. In this case, CU Connect and web registration will inform you with an appropriate message.

Department Headings—These will include the phone number and the department location.

Yoga Middle Eastern JAZZ Dance Alive AFRICAN

EXPRESS YOUR SELF

Dance & Movement Centre

Innovative Creative Inclusive
Classes for All Ages

Come Dance for the Fun of It!

3111 Walnut St. • Boulder (near the Walnut Cafe)
303-402-XPRS (9777)

Bring in this ad for 1/2 off your first class!
Get 2 for 1 with a friend!

Classes for kids, teens, adults and toddlers!

Hip-Hop
Break Dance
Ballet

Tap
Modern

Building Abbreviations

| | | | |
|------|--|------|--|
| ARMR | Armory | GH-3 | Research Park Greenhouse |
| BESC | Benson Earth Sciences | GUGG | Guggenheim |
| BRKT | Brackett Hall | HALE | Hale Science |
| BUCK | Buckingham Hall—Kittredge Complex | HALL | Hallett Hall |
| BUS | Business | HEND | Henderson Building (Museum) |
| CARL | Carlson Gymnasium | HLMS | Hellems Arts and Sciences |
| CDSS | Communication Disorders and Speech Science | HPHY | Health Physics Lab |
| CEDU | Continuing Education | HUMN | Humanities |
| CHEM | Cristol Chemistry | HUNT | Hunter Science |
| CHEY | Cheyenne Arapahoe Hall | ITLL | Drescher Undergraduate Engineering |
| CIRE | Cooperative Institute for Research in Environmental Sciences | JILA | Joint Institute for Laboratory Astrophysics |
| CLRE | Clare Small Arts and Sciences | KITT | Kittredge |
| COTT | Cottage No. 1 | KTCH | Ketchum Arts and Sciences |
| DALW | Dal Ward | LAW | Fleming Law |
| DEN | Denison Arts and Sciences | LIBR | Norlin Library |
| DLYC | Darley Commons | MAIN | Old Main |
| DUAN | Duane Physics and Astrophysics | MATH | Mathematics |
| EC | Engineering Center | MCDB | Molecular, Cellular, and Developmental Biology |
| ECAD | Engineering Center—Administration Wing | MCKY | Macky Auditorium |
| ECAE | Engineering Center—Aerospace Engineering | MKNA | McKenna Languages |
| ECCE | Engineering Center—Civil, Environmental, and Architectural Engineering | MUEN | Muenzinger Psychology |
| ECCH | Engineering Center—Chemical Engineering | MUS | Imig Music |
| ECCR | Engineering Center—Classroom Wing | OBSV | Sommers-Bausch Observatory |
| ECCS | Engineering Center—Computer Science | OFF | Off Site—See Department |
| ECEE | Engineering Center—Electrical Engineering | PORT | Porter Biosciences, MCDB |
| ECME | Engineering Center—Mechanical Engineering | RAMY | Ramaley Biology |
| ECNT | Engineering Center—North Tower | STAD | Stadium Building |
| ECON | Economics | SWLL | Sewall Hall |
| ECOT | Engineering Center—Office Tower | TCOM | Telecommunications Center |
| ECSL | Engineering Center—Stores and Labs | THTR | University Theatre |
| ECST | Engineering Center—South Tower | UMC | University Memorial Center |
| EDUC | Education | WDBY | Woodbury Arts and Sciences |
| EKLC | Ekeley Science | | |
| EKLE | Ekeley—East Wing | | |
| ENVD | Environmental Design | | |
| ENVT | Coors Events/Conference Center | | |
| FA | Sibell Wolle Fine Arts | | |
| FARR | Farrand Hall | | |
| FISK | Fiske Planetarium | | |
| GEOL | Geology | | |

Refer to Building Abbreviations on pages 122-123 for help locating these buildings on the campus map.

JOIN
Psi Chi
 (Psychology National Honor Society)
 and the
Psychology Club

psichi@psych.colorado.edu 492-5448

Core Course Department Course Number Credits Course Title
 Sec. Number Call Number Time/Days
 Bldg/Room Instructor Max. Enrollment

College of Architecture and Planning -

Environmental Design 168 (303-492-7711)

ENROLLMENT IN ARCHITECTURE OR ENVIRONMENTAL DESIGN COURSES MAY BE LIMITED TO STUDENTS WITHIN THE COLLEGE, UNLESS OTHERWISE INDICATED. COURSE OFFERINGS ARE SUBJECT TO CANCELLATION IF ENROLLMENTS ARE INSUFFICIENT.

Architecture

IT IS THE STUDENT'S RESPONSIBILITY TO DROP ALL COURSES BY THE PUBLISHED DEADLINE WHICH S/HE DOES NOT PLAN TO ATTEND; HOWEVER, ANY STUDENT WITH THREE UNEXCUSED ABSENCES DURING THE SCHEDULE ADJUSTMENT PERIOD MAY BE ADMINISTRATIVELY DROPPED.

| | | | | | | | | |
|-----------|---|------------------------|-----|-------|------------------|----------|----------|-----|
| ARCH 3214 | 3 | HIST & THEOR OF ARCH 2 | 001 | 10514 | 1100AM-1215PM TR | CHEM 142 | J DRAPER | 170 |
| ARCH 4010 | 6 | ARCH APPREC/DESIGN | 001 | 10515 | 0300PM-0550PM M | SEE DEPT | | 24 |
| | | | | | 0300PM-0515PM W | SEE DEPT | | |

Environmental Design

ANY STUDENT WITH THREE UNEXCUSED ABSENCES DURING THE SCHEDULE ADJUSTMENT PERIOD MAY BE ADMINISTRATIVELY DROPPED. IT IS THE STUDENT'S RESPONSIBILITY TO DROP ALL COURSES BY THE PUBLISHED DEADLINE WHICH S/HE DOES NOT PLAN TO ATTEND. COURSES IN THIS DEPARTMENT HAVE A COURSE FEE OF \$30-45 (SUBJECT TO CHANGE) FOR SPECIALIZED SUPPLIES AND EQUIPMENT. SEE THE TUITION AND FEES SECTION OF THIS HANDBOOK.

I. Studio

| | | | | | | | | | |
|-----------|---|----------------------|---|-------|-------------------|----------|--|----|--|
| ENVD 2000 | 6 | ENVD AND COMM STUDIO | PREREQ ENVD 1002. CLOSED TO NON-ENVD STUDENTS. WAITLIST AVAILABLE FOR SECTION 011 ONLY. | | | | | | |
| | 0 | LAB | 010 | | 0200PM-0250PM MWF | ENVD 122 | | 80 | |
| | | | L011 | 14655 | 0300PM-0450PM MWF | ENVD 122 | | 16 | |
| | | | L012 | 14656 | 0300PM-0450PM MWF | ENVD 122 | | 16 | |
| | | | L013 | 14657 | 0300PM-0450PM MWF | ENVD 122 | | 16 | |
| | | | L014 | 14658 | 0300PM-0450PM MWF | ENVD 122 | | 16 | |
| | | | L015 | 14659 | 0300PM-0450PM MWF | ENVD 122 | | 16 | |
| | | | L016 | 14660 | 0300PM-0450PM MWF | ENVD 122 | | 16 | |
| ENVD 2110 | 6 | ARCH STUDIO 1 | PREREQS ENVD 1002 AND 2000. WAITLIST AVAILABLE FOR SEC 011 ONLY. | | | | | | |
| | 0 | LAB | 010 | | 0100PM-0150PM MWF | ENVD 122 | | 60 | |
| | | | L011 | 14667 | 0200PM-0350PM MWF | SEE DEPT | | 15 | |
| | | | L012 | 14668 | 0200PM-0350PM MWF | SEE DEPT | | 15 | |
| | | | L013 | 14669 | 0200PM-0350PM MWF | SEE DEPT | | 15 | |
| | | | L014 | 14670 | 0200PM-0350PM MWF | SEE DEPT | | 15 | |
| ENVD 2120 | 6 | PLANNING STUDIO 1 | PREREQS ENVD 1002 AND 2000. | | | | | | |
| | 0 | LAB | 010 | | 0900AM-0950AM MWF | SEE DEPT | | 15 | |
| | | | L011 | 14672 | 1000AM-1150AM MWF | SEE DEPT | | 15 | |
| ENVD 3210 | 6 | ARCH STUDIO 2 | PREREQ ENVD 2110. WAITLIST AVAILABLE FOR SEC 011 ONLY. | | | | | | |
| | 0 | LAB | 010 | | 0900AM-0950AM MWF | ENVD 120 | | 60 | |
| | | | L011 | 14689 | 1000AM-1150AM MWF | ENVD 120 | | 15 | |
| | | | L012 | 14690 | 1000AM-1150AM MWF | ENVD 120 | | 15 | |
| | | | L013 | 14691 | 1000AM-1150AM MWF | ENVD 120 | | 15 | |
| | | | L014 | 14692 | 1000AM-1150AM MWF | ENVD 120 | | 15 | |
| ENVD 3220 | 6 | PLANNING STUDIO 2 | PREREQ ENVD 2120. | | | | | | |
| | 0 | LAB | 010 | | 0830AM-0950AM MW | ENVD 214 | | 15 | |
| | | | L011 | 14696 | 1000AM-1250PM MW | ENVD 214 | | 15 | |
| ENVD 4310 | 6 | ARCH STUDIO 3 | PREREQ ENVD 3210. WAITLIST AVAILABLE FOR SEC 011 ONLY. | | | | | | |
| | 0 | LAB | 010 | | 0100PM-0150PM MWF | ENVD 120 | | 60 | |
| | | | L011 | 14761 | 0200PM-0350PM MWF | ENVD 120 | | 15 | |
| | | | L012 | 14762 | 0200PM-0350PM MWF | ENVD 120 | | 15 | |
| | | | L013 | 14763 | 0200PM-0350PM MWF | ENVD 120 | | 15 | |
| | | | L014 | 14764 | 0200PM-0350PM MWF | ENVD 120 | | 15 | |

Core Course Department Course Number Credits Course Title
 Sec. Number Call Number Time/Days
 Bldg/Room Instructor Max. Enrollment

| | | | | | | |
|--------------------------|-----|-------|------------------|----------|-----------|----|
| DESIGNING WITH COMPUTERS | 002 | 14770 | 1230PM-0145PM TR | ENVD 120 | R MCCALL | 15 |
| TPC-FORM Z | 003 | 23179 | 0500PM-0615PM TR | ENVD 211 | | 15 |
| TPC-FUTURE OF CAD | 004 | 14771 | 0600PM-0850PM R | ENVD 102 | R MCCALL | 20 |
| DESIGNING INFO SOCIETY | 801 | | 0400PM-0515PM MW | SEE DEPT | EG ARIAS | 15 |
| | | | | | G FISCHER | |

IV. Physical Factors

| | | | | | | | | |
|-----------|---|-------------------------|-----|-------|------------------|----------|------------|----|
| ENVD 4023 | 3 | ENVIR IMPACT ASSESSMENT | 001 | 14751 | 0200PM-0315PM TR | ENVD 120 | SW HAVLICK | 25 |
| | | | | | | | | |
| ENVD 4363 | 3 | SUSTAINABLE GROWTH | 001 | 14774 | 0530PM-0810PM T | ENVD 122 | EG ARIAS | 15 |

V. History and Theory

| | | | | | | | | |
|-----------|---|--------------------------|-----|-------|------------------|----------|----------|-----|
| ENVD 1014 | 3 | INTRO TO ENVD | 001 | 23303 | 1100AM-1215PM TR | F A N141 | DC NUZUM | 140 |
| ENVD 4364 | 3 | CULT'L HERITAGES IN ENVD | 001 | 14775 | 0600PM-0840PM M | ENVD 102 | C LANIER | 20 |
| ENVD 4764 | 3 | TPC-REAL WORLD PLANNING | 001 | 23516 | 0200PM-0450PM W | ENVD 102 | | 15 |

VI. Technology and Practice

| | | | | | | | | |
|-----------|---|--------------------------|-----|-------|------------------|----------|-----------|----|
| ENVD 3015 | 3 | HISTORIC PRESERV TECH | 001 | 14682 | 0500PM-0750PM T | ENVD 120 | R FISHER | 30 |
| ENVD 4035 | 3 | SOLAR&SUSTAINABLE DESIGN | 001 | 14752 | 0500PM-0750PM R | ENVD 120 | F ANDREAS | 40 |
| ENVD 4365 | 3 | CONSTRUCT'N OBSERV & ADM | 001 | 14776 | 0330PM-0445PM TR | ENVD 120 | R MARTIN | 40 |

VII. Independent Study, Assistantships and Internships

IN ADDITION TO THE COURSE(S) LISTED, OPPORTUNITIES FOR INDEPENDENT STUDY, TEACHING ASSISTANTSHIPS, AND INTERNSHIPS ARE AVAILABLE. PLEASE CONTACT THE DEPT (ENVD 168) FOR FURTHER INFORMATION.

College of Arts and Sciences -

Woodbury 109 (303-492-7885)

YOU ARE NOT GUARANTEED YOUR PLACE IN A COURSE IF YOU DO NOT ATTEND REGULARLY DURING THE DROP/ADD PERIOD OR IF YOU DO NOT HAVE THE PROPER PREREQUISITES. IT IS YOUR RESPONSIBILITY TO KNOW WHETHER OR NOT YOU ARE STILL REGISTERED IN EACH OF YOUR CLASSES AT THE END OF THE DROP/ADD PERIOD.

American Studies - McKenna 16 (303-492-2524)

| | | | | | | | | |
|-----------|---|--------------------------|---|-------|-------------------|------------|-----------|----|
| AMST 2010 | 3 | THEMES IN AMER CULTURE 2 | 001 | 10113 | 1230PM-0145PM TR | EKLC E1B20 | A LUBIN | 80 |
| AMST 2060 | 3 | TPC-CREATE/CYBERSPACE | 001 | 23076 | 1000AM-1050AM MWF | HUMN 1B45 | CH LEWIS | 20 |
| AMST 3900 | 3 | ASIAN AMERICAN WOMEN | PREREQ WMST 3000 OR 2600 OR AAST 2000 OR ETHN 1015. SAME AS WMST 3900, AAST 3900. | | | | | |
| | | | 001 | 23522 | 1100AM-1215PM TR | KTCH 301 | M HASE | 5 |
| AMST 3950 | 3 | CRIT THINK/AMER STUDIES | PREREQ AMST 2000 OR 2010 RECOMMENDED. | | | | | |
| | | | 001 | 10120 | 0200PM-0315PM TR | HUMN 370 | A LUBIN | 20 |
| AMST 4960 | 3 | SEM-MONUMENT/MEMORY/AMER | PREREQ AMST 2000 OR 2010. MEETS WITH JOUR 4871-002. | | | | | |
| | | | 001 | 10125 | 0300PM-0530PM M | HUMN 160 | EL DOSS | 18 |
| AMST 4832 | 3 | STUDIES IN AMER MUSIC | SAME AS MUSC 4832. RESTRICTED TO MAJORS UNTIL DEC 1, 2000. | | | | | |
| | | | 001 | 10121 | | | | 5 |
| AMST 3509 | 3 | AMERICAN ART | PREREQS FINE 1309 AND 1409. SAME AS FINE 3509. RESTRICTED TO MAJORS UNTIL DEC. 1, 2000. | | | | | |
| | | | 001 | 10119 | 0900AM-1015AM MW | F A N185 | B COLEMAN | 5 |
| | | | 002 | 23486 | 0400PM-0515PM MW | HUMN 250 | B COLEMAN | 10 |

| | | | | | | | | | |
|-----------|---|-------------------------|--|------------------------|----------|------------|--|--|----|
| ENVD 4320 | 6 | PLANNING STUDIO 3 | PREREQ ENVD 3220. | | | | | | |
| | | | 010 | 0100PM-0150PM MW | ENVD 214 | | | | 15 |
| 0 | | LAB | L011 | 14767 0200PM-0530PM MW | ENVD 214 | | | | 15 |
| ENVD 4420 | 3 | SENIOR PLANNING SEMINAR | PREREQ PLANNING SR STANDING OR INSTRUCTOR CONSENT. | | | | | | |
| | | | 001 | 14780 0900AM-1150AM W | ENVD 102 | SW HAVLICK | | | 15 |

II. Social Factors

| | | | | | | | | | |
|-----------|---|--------------------------|---|-------------------------|-----------|-------------|--|--|-----|
| ENVD 2001 | 3 | INTR SOC FACTORS IN ENVD | CLOSED TO NON-ENVD STUDENTS UNTIL FRIDAY, 12/15/00. | | | | | | |
| | | | 001 | 14661 0800AM-0915AM TR | HUMN 1B50 | JB JUHASZ | | | 250 |
| ENVD 3001 | 3 | ENVIRONMENT AND BEHAVIOR | 001 | 14674 0200PM-0315PM TR | HLMS 199 | W VAN VLIET | | | 85 |
| ENVD 4311 | 3 | HOUSNG POLICIES & PRACT | PREREQS ENVD 2001 AND 3001. | | | | | | |
| | | | 001 | 14765 0920AM-1150AM M | ENVD 102 | W VAN VLIET | | | 15 |
| ENVD 4361 | 3 | ARCH: PERSON & SOCIETY | CO-REQ ENVD 4310 AND INSTRUCTOR CONSENT. | | | | | | |
| | | | 001 | 14773 0400PM-0450PM MWF | ENVD 120 | JB JUHASZ | | | |

III. Methods and Techniques

| | | | | | | | | | |
|-----------|---|--------------------------|---|------------------------|----------|--------------|--|--|----|
| ENVD 1002 | 4 | ENVD MEDIA | CLOSED TO NON-ENVD STUDENTS. WAITLIST AVAILABLE FOR SEC 011 ONLY. | | | | | | |
| | | | 010 | 0900AM-0950AM MW | ENVD 122 | | | | 96 |
| 0 | | LAB | L011 | 14647 1000AM-1150AM MW | ENVD 122 | | | | 16 |
| | | | L012 | 14648 1000AM-1150AM MW | ENVD 122 | | | | 16 |
| | | | L013 | 14649 1000AM-1150AM MW | ENVD 122 | | | | 16 |
| | | | L014 | 14650 1000AM-1150AM MW | ENVD 122 | | | | 16 |
| | | | L015 | 14651 1000AM-1150AM MW | ENVD 122 | | | | 16 |
| | | | L016 | 14652 1000AM-1150AM MW | ENVD 122 | | | | 16 |
| ENVD 2052 | 3 | COMPUTERS IN ARCH & PLAN | SECTION 002 RESTRICTED TO PLAN MAJORS ONLY. | | | | | | |
| | | | 001 | 14662 0330PM-0445PM TR | ENVD 211 | | | | 15 |
| | | | 002 | 14663 0930AM-1045AM TR | ENVD 120 | | | | 15 |
| | | | 801 | 0530PM-0645PM MW | ENVD 120 | | | | 15 |
| | | | 802 | 0530PM-0645PM MW | ENVD 122 | | | | 15 |
| ENVD 2152 | 3 | GIS FOR PLANNERS | 001 | 14673 1100AM-1215PM TR | ENVD 120 | | | | 15 |
| ENVD 3002 | 4 | DESIGN THEORY & METHODS | RESTRICTED TO JRS/SRS IN A&P. PREREQS: ARCH 3114, ARCH 3214, AND ENVD 2110. | | | | | | |
| | | | 010 | 0330PM-0445PM TR | HUMN 250 | RW OTT | | | 93 |
| 0 | | RECITATION | R011 | 14676 0500PM-0550PM T | HLMS 137 | | | | 25 |
| | | | R012 | 14677 0500PM-0550PM T | HLMS 247 | | | | 25 |
| | | | R013 | 14678 0500PM-0550PM T | HLMS 255 | | | | 25 |
| | | | R014 | 14679 0500PM-0550PM R | HLMS 137 | | | | 25 |
| | | | R015 | 14680 0500PM-0550PM R | HLMS 247 | | | | 25 |
| | | | R016 | 14681 0500PM-0550PM R | HLMS 255 | | | | 25 |
| ENVD 3022 | 3 | TECHNICAL PHOTOGRAPHY | 001 | 14684 1230PM-0145PM TR | ENVD 122 | | | | 24 |
| ENVD 3152 | 3 | INTRO TO AUTOCAD | PREREQ ENVD 2052 OR INSTRUCTOR CONSENT. | | | | | | |
| | | | 001 | 14687 0800AM-0915AM MW | ENVD 213 | RC CARPENTER | | | 15 |
| ENVD 3212 | 3 | COLOR THEORY | PREREQS ENVD 1002 AND 2110 OR 2120. | | | | | | |
| | | | 010 | 0330PM-0445PM TR | ENVD 122 | | | | 20 |
| 0 | | LAB | L011 | 14694 0450PM-0520PM TR | ENVD 122 | | | | 20 |
| ENVD 4112 | 3 | ARCH GRAPHICS 1 | PREREQS ENVD 1002 AND 2110. | | | | | | |
| | | | 001 | 14753 0330PM-0600PM T | ENVD 102 | P XU | | | 20 |
| ENVD 4122 | 3 | ADV TECHNICAL PHOTOG | PREREQ ENVD 3022 OR FINE 2191 OR INSTRUCTOR CONSENT. LAB FEE REQUIRED. | | | | | | |
| | | | 001 | 14755 0930AM-1045AM TR | ENVD 122 | L LICKTEIG | | | 15 |
| ENVD 4152 | 3 | ADVANCED AUTOCAD | PREREQ ENVD 3152 OR INSTRUCTOR CONSENT. | | | | | | |
| | | | 001 | 14756 0930AM-1045AM MW | ENVD 213 | RC CARPENTER | | | 15 |
| ENVD 4192 | 3 | IMPRV IMAGIN'G ABILITY 2 | OPEN TO NONMAJORS. PREFERENCE GIVEN TO STUDENTS WHO HAVE COMPLETED ENVD 4092. | | | | | | |
| | | | 001 | 14757 0330PM-0600PM R | HUMN 186 | A ELLIS | | | 15 |
| ENVD 4212 | 3 | PRESENT & CONSTR DRAWING | PREREQS ENVD 1002 AND 2110. | | | | | | |
| | | | 001 | 14758 1230PM-0145PM TR | ENVD 102 | S HUTCHISON | | | 20 |
| ENVD 4352 | 3 | TPC-FORM Z | 001 | 14769 0200PM-0315PM TR | ENVD 122 | | | | 15 |

◆ Indicates an arts and sciences core course.

Anthropology

Hale 350 (303-492-2547)

THIS DEPARTMENT PRIMARILY USES RESEQUENCED WAIT LISTS. (SEE "WAIT LISTS" IN THE FRONT OF THIS SCHEDULE.) INDEPENDENT STUDY COURSE WORK IS AVAILABLE. PLEASE CONSULT THE DEPARTMENT OFFICE FOR FURTHER INFORMATION. GRADUATE STUDENTS NEEDING TO REGISTER FOR MASTER'S THESIS, MASTER'S DEGREE CANDIDATE, OR DOCTORAL THESIS, PLEASE CONSULT THE DEPARTMENT OFFICE FOR FURTHER INFORMATION. COURSES AT THE 6000, 7000, AND 8000 LEVEL ARE OPEN TO GRADUATE STUDENTS ONLY. INSTRUCTOR'S CONSENT IS REQUIRED. SELECTED COURSES IN THIS DEPARTMENT HAVE A COURSE FEE OF \$21 (SUBJECT TO CHANGE) FOR SPECIALIZED SUPPLIES AND EQUIPMENT. REFER TO THE TUITION AND FEES SECTION OF THIS HANDBOOK.

| | | | | | | | | | |
|-------------|---|--------------------------|------|--|------------|---------------|--|--|-----|
| ◆ ANTH 1100 | 3 | EXPLR NONWEST CULT/TAMIL | 010 | 1200PM-1250PM MW | HUMN 150 | P LAWRENCE | | | 150 |
| 0 | | RECITATION | R011 | 10133 0800AM-0850AM F | CLRE 208 | | | | 25 |
| | | | R012 | 10134 1000AM-1050AM R | EDUC 136 | | | | 25 |
| | | | R013 | 10135 0300PM-0350PM F | HALE 240 | | | | 25 |
| | | | R014 | 10136 0800AM-0850AM R | ECON 13 | | | | 25 |
| | | | R015 | 23011 0900AM-0950AM W | HUMN 190 | | | | 25 |
| | | | R016 | 23012 0300PM-0350PM W | ECON 13 | | | | 25 |
| ◆ ANTH 1150 | 3 | REGIONAL CULTURES AFRICA | | SAME AS BLST 1150 | | | | | |
| | | | 001 | 22823 0800AM-0915AM TR | HALE 230 | EL MENDONSA | | | 88 |
| ◆ ANTH 1180 | 3 | MARITIME PEOPLE | 001 | 22825 0930AM-1045AM TR | HALE 270 | JR MCGOODWIN | | | 200 |
| | | | | 890 1230PM-0145PM TR | HALE 235 | JR MCGOODWIN | | | 15 |
| ◆ ANTH 2020 | 3 | INTRO TO PHYSICAL ANTH 2 | | PREREQ ANTH 2010. | | | | | |
| | | | 001 | 10142 0330PM-0445PM TR | HALE 270 | SE WOODS | | | 100 |
| | | | 002 | 10143 0930AM-1045AM TR | CHEM 140 | DP VAN GERVEN | | | 400 |
| ◆ ANTH 2040 | 1 | LAB IN PHYSICAL ANTH 2 | | COREQ ANTH 2020. COURSE FEE: \$21. LABS DO NOT MEET THE FIRST WEEK. | | | | | |
| | | | 001 | 10145 0800AM-0950AM T | HALE 246 | | | | 16 |
| | | | 002 | 10146 1000AM-1150AM T | HALE 246 | | | | 16 |
| | | | 003 | 10147 1200PM-0150PM T | HALE 246 | | | | 16 |
| | | | 004 | 10148 0200PM-0350PM T | HALE 246 | | | | 16 |
| | | | 005 | 10149 0800AM-0950AM W | HALE 246 | | | | 16 |
| | | | 006 | 10150 1000AM-1150AM W | HALE 246 | | | | 16 |
| | | | 007 | 10151 0100PM-0250PM W | HALE 246 | | | | 16 |
| | | | 008 | 10152 0300PM-0450PM W | HALE 246 | | | | 16 |
| | | | 009 | 10153 0800AM-0950AM R | HALE 246 | | | | 16 |
| | | | 010 | 10154 1000AM-1150AM R | HALE 246 | | | | 16 |
| | | | 011 | 10155 1200PM-0150PM R | HALE 246 | | | | 16 |
| | | | 012 | 10156 0200PM-0350PM R | HALE 246 | | | | 16 |
| | | | 013 | 10157 0800AM-0950AM F | HALE 246 | | | | 16 |
| | | | 014 | 10158 1000AM-1150AM F | HALE 246 | | | | 16 |
| | | | 015 | 10159 1200PM-0150PM F | HALE 246 | | | | 16 |
| | | | 016 | 10160 0200PM-0350PM F | HALE 246 | | | | 16 |
| ◆ ANTH 2060 | 4 | HONORS-HUMAN ORIGINS 2 | | PREREQ ANTH 2050. THIS IS AN HONORS PROGRAM COURSE; SEE THE HONORS PROGRAM OFFICE, LIBR M400C. | | | | | |
| | | | 880 | 0930AM-1045AM TR | CHEM 140 | DP VAN GERVEN | | | 15 |
| | | | | 1200AM-1250AM F | LIBR N424A | | | | |
| ANTH 2080 | 3 | ANTHROPOLOGY OF GENDER | | PREREQ ANTH 2100. SAME AS WMST 2080. | | | | | |
| | | | 001 | 23008 1100AM-1215PM TR | EKLC E1B50 | DM GOLDSTEIN | | | 30 |
| ANTH 2100 | 3 | FRONTIERS OF CULT ANTH | 010 | 1100AM-1150AM TR | EDUC 220 | L WHITE | | | 100 |
| 0 | | RECITATION | R011 | 10166 0800AM-0850AM R | ENVD 122 | | | | 25 |
| | | | R012 | 10167 0800AM-0850AM F | MUEN E123 | | | | 25 |
| | | | R013 | 10168 0300PM-0350PM F | HALE 236 | | | | 25 |
| | | | R014 | 10169 0400PM-0450PM F | HALE 236 | | | | 25 |
| ANTH 2200 | 3 | INTRO TO ARCHAEOLOGY | 010 | 1100AM-1150AM MWF | EDUC 220 | CM CAMERON | | | 100 |
| 0 | | RECITATION | R011 | 10171 0200PM-0250PM M | EKLC E1B50 | | | | 25 |
| | | | R012 | 10172 0300PM-0350PM M | ECON 13 | | | | 25 |
| | | | R013 | 10173 0800AM-0850AM W | KTCH 120 | | | | 25 |
| | | | R014 | 10174 0400PM-0450PM W | ECON 13 | | | | 25 |
| ◆ ANTH 3000 | 3 | PRIMATE BEHAVIOR | | PREREQS ANTH 2010-2020 OR EPOB 1210-1220 AND JR STANDING. | | | | | |
| | | | 001 | 10175 1000AM-1050AM MWF | HALE 230 | DL GREENE | | | 88 |

Sections 700-899 are controlled enrollment - see department for eligibility

Core Course
Department
Course Number
Credits
Course Title

Sec. Number
Call Number
Time/Days
Bldg/Room
Instructor
Max. Enrollment

| | | | | | | | | |
|-------------|-----|---------------------------|-----|-------|--|------------|--------------|----|
| ANTH 3110 | 3 | ETHNOG MEX/CENTRAL AMER | 001 | 10178 | 0330PM-0445PM TR | HALE 240 | JR MCGOODWIN | 40 |
| ANTH 3160 | 3 | PEOPLES SOUTH PACIFIC | 001 | 10180 | 1230PM-0145PM TR | HALE 230 | P SHANKMAN | 88 |
| ◆ ANTH 3170 | 3 | AMERICA: ANTH PERSPECTIVE | 880 | | 0200PM-0315PM MW | LIBR N424A | A THIEMAN | 15 |
| ANTH 4020 | 3 | TPC-INNOV ETHNG FILMMKNG | | | PREREQ 15 HOURS ANTH COURSEWORK. SAME AS ANTH 5020. | | | |
| | 001 | TPC-INNOV ETHNG FILMMKNG | 001 | 10183 | 1000AM-1150AM MW | HALE 240 | L TAYLOR | 40 |
| | 002 | TPC-ECONOMC ANTHROPOLOGY | 002 | 10184 | 1100AM-1215PM TR | HALE 260 | EL MENDONSA | 40 |
| | 003 | TPC-HUMAN RIGHTS & ANTHR | 003 | 10185 | 1230PM-0145PM TR | GUGG 205 | P LAWRENCE | 40 |
| ANTH 4120 | 3 | ADVANCED PHYSICAL ANTH | | | PREREQS ANTH 2010-2020 OR EPOB 1210-1220. SAME AS ANTH 5120. | | | |
| | 001 | | 001 | 23003 | 0900AM-0950AM MWF | HALE 240 | ML SAUTHER | 40 |
| ANTH 4150 | 3 | HUM ECOL: BIOLOG ASPECTS | | | PREREQS ANTH 2010-2020 OR EPOB 1210-1220. | | | |
| | 001 | | 001 | 10189 | 1100AM-1215PM TR | HALE 240 | IV ASMUS | 40 |
| ◆ ANTH 4180 | 3 | ANTH PRSPECT/CONTEMP ISS | | | PREREQS BACKGROUND KNOWLEDGE OF GENERAL AREAS IN ANTH, JR/SR STANDING, AND INSTRUCTOR CONSENT. | | | |
| | 001 | | 001 | 10190 | 0100PM-0150PM MWF | HALE 260 | P SHANKMAN | 25 |
| | 002 | | 002 | 10191 | 0930AM-1045AM TR | HALE 236 | PD SHEETS | 25 |
| ANTH 4270 | 3 | PLAINS ARCHAEOLOGY | | | PREREQ ANTH 2200. SAME AS ANTH 5270. | | | |
| | 001 | | 001 | 10194 | 0100PM-0150PM MWF | EKLC E1B50 | DB BAMFORTH | 40 |
| ANTH 4330 | 3 | ENVIRONMENTAL ARCH | | | PREREQ ANTH 2200. SAME AS ANTH 5330. | | | |
| | 801 | | 801 | | 1230PM-0145PM TR | HALE 236 | PD SHEETS | 20 |
| ANTH 4420 | 3 | ARCH OF ANCIENT EGYPT | | | SAME AS ANTH 5420. | | | |
| | 001 | | 001 | 23002 | 1100AM-1150AM MWF | HALE 260 | BA AYAD | 40 |
| ANTH 4430 | 3 | BIBLICAL ARCHAEOLOGY | | | SAME AS ANTH 5430. | | | |
| | 001 | | 001 | 10197 | 1000AM-1050AM MWF | HALE 260 | BA AYAD | 40 |
| ◆ ANTH 4560 | 3 | N AMER INDIAN ACCULTUR | | | SAME AS AIST 4565. | | | |
| | 001 | | 001 | 23254 | 0200PM-0315PM TR | HALE 260 | DE WALKER | 20 |
| ANTH 4720 | 3 | DEPT HONORS IN ANTH 2 | | | PREREQ ANTH 4710. | | | |
| | 800 | | 800 | | 0330PM-0600PM M | HALE 455 | P SHANKMAN | 12 |
| ◆ ANTH 4740 | 3 | PEOPLES & CLTRS OF BRAZL | | | PREREQ ANTH 2100. RECOMMENDED 3 OR MORE CULTURAL ANTHROPOLOGY CLASSES. | | | |
| | 001 | | 001 | 23009 | 0200PM-0315PM TR | HALE 236 | DM GOLDSTEIN | 25 |
| ANTH 5020 | 3 | EXPLORATIONS IN ANTHRO | | | SAME AS ANTH 4020. | | | |
| | 001 | | 001 | 23435 | 1000AM-1150AM MW | HALE 240 | L TAYLOR | 40 |
| ANTH 5120 | 3 | ADVANCED PHYSICAL ANTH | | | SAME AS ANTH 4120. | | | |
| | 001 | | 001 | 23434 | 0900AM-0950AM MWF | HALE 240 | ML SAUTHER | 40 |
| ANTH 5130 | 3 | ADVANCED OSTEOLOGY | | | | | | |
| | 001 | | 001 | 23362 | 0200PM-0315PM TR | HALE 146 | L KILGORE | 12 |
| ANTH 5270 | 3 | PLAINS ARCHAEOLOGY | | | SAME AS ANTH 4270. | | | |
| | 001 | | 001 | 10238 | 0100PM-0150PM MWF | EKLC E1B50 | DB BAMFORTH | 40 |
| ANTH 5330 | 3 | ENVIRONMENTAL ARCH | | | SAME AS ANTH 4330. | | | |
| | 801 | | 801 | | 1230PM-0145PM TR | HALE 236 | PD SHEETS | 20 |
| ANTH 5400 | 3 | RESEARCH METHODS ARCH 2 | | | | | | |
| | 001 | | 001 | 10241 | 0930AM-1200PM W | HALE 455 | DB BAMFORTH | 15 |
| ANTH 5420 | 3 | ARCH OF ANCIENT EGYPT | | | SAME AS ANTH 4420. | | | |
| | 001 | | 001 | 23305 | 1100AM-1150AM MWF | HALE 260 | BA AYAD | 40 |
| ANTH 5430 | 3 | BIBLICAL ARCHAEOLOGY | | | SAME AS ANTH 4430. | | | |
| | 001 | | 001 | 10243 | 1000AM-1050AM MWF | HALE 260 | BA AYAD | 40 |
| ANTH 5770 | 3 | CORE COURSE: ARCHAEOLOGY | | | | | | |
| | 001 | | 001 | 10246 | 0100PM-0330PM M | HALE 455 | CM CAMERON | 15 |
| ANTH 5790 | 3 | BIOLOG ANTH | | | | | | |
| | 001 | | 001 | 23010 | 1230PM-0230PM W | HALE 455 | ML SAUTHER | 15 |
| ANTH 7000 | 3 | SEM-GRANT PROPOSAL WRIT | | | | | | |
| | 001 | | 001 | 10314 | 0200PM-0430PM R | HALE 455 | DL DUFOUR | 15 |

Applied Math - EC OT 225 (303-492-4668)

ALL COURSES AT THE 1000 AND 2000 LEVEL IN THIS DEPARTMENT HAVE A COURSE FEE OF \$7.50 PER CREDIT HOUR.

| | | | | | | | | |
|-------------|--------------------------|--------------------------|------|-------------------|--|------------|----|--|
| ◆ APPM 1350 | 4 | CALCULUS 1 FOR ENGINEERS | | | PREREQS 2 YRS HIGH SCHOOL ALGEBRA, 1 YEAR GEOM, 1/2 YR TRIG, OR APPROVAL BY FACULTY ADVISOR. SIMILAR TO MATH 1081, MATH 1300, AND MATH 1310. EVENING EXAMS AT 5PM ON FEB 21, MAR 21, & APR 25. | | | |
| | 010 | | 010 | 0800AM-0850AM MWF | ECCR 105 | A BISWAS | 60 | |
| 0 | RECITATION | | R011 | 10363 | 0800AM-0850AM T | DUAN G2B60 | 20 | |
| | | | R012 | 10364 | 0900AM-0950AM T | DUAN G2B60 | 20 | |
| | | | R013 | 10365 | 1000AM-1050AM T | DUAN G2B60 | 20 | |
| 4 | CALCULUS 1 FOR ENGINEERS | | 020 | 0100PM-0150PM MWF | ECCR 245 | JA NORRIS | 96 | |
| 0 | RECITATION | | R021 | 10367 | 1100AM-1150AM T | DUAN G2B60 | 25 | |
| | | | R022 | 10368 | 1200PM-1250PM T | DUAN G2B60 | 24 | |

Core Course
Department
Course Number
Credits
Course Title

Sec. Number
Call Number
Time/Days
Bldg/Room
Instructor
Max. Enrollment

| | | | | | | | | |
|------------|-----|---------------------------|------|-------------------|--|------------|--------------|----|
| APP M 2380 | 4 | INTRO ORD DIFF EQUATIONS | | | PREREQS APPM 2350 OR MATH 2400. SIMILAR TO APPM 2360. EVENING EXAMS AT 7PM ON FEB 21, MAR 21, & APR 25. | | | |
| | 010 | | 010 | 1000AM-1050AM MWF | ECCR 245 | J BEBERNES | 76 | |
| | 0 | RECITATION | R011 | 10421 | 1000AM-1050AM R | RAMY N1B75 | 26 | |
| | | | R012 | 10422 | 0100PM-0150PM R | ECCR 151 | 25 | |
| | | | R013 | 22997 | 0400PM-0450PM R | ECCR 131 | 25 | |
| APP M 2450 | 1 | CALCULUS 3 COMPUTER LAB | | | COREQ APPM 2350. RECOMMENDED APPM 1360 OR MATH 2300. | | | |
| | 001 | | 001 | 10424 | 0830AM-0920AM T | ECCR 143 | 24 | |
| | 002 | | 002 | 10425 | 1130AM-1220PM T | ECCR 143 | 24 | |
| | 003 | | 003 | 10426 | 1230PM-0120PM T | ECCR 143 | 24 | |
| | 004 | | 004 | 10427 | 0330PM-0420PM T | ECCR 143 | 24 | |
| APP M 2460 | 1 | DIFF EQ COMPUTER LAB | | | COREQ APPM 2360. RECOMMENDED PREREQ APPM 1360 OR MATH 2300. | | | |
| | 001 | | 001 | 10428 | 0930AM-1020AM T | ECCR 143 | 24 | |
| | 002 | | 002 | 10429 | 1030AM-1120AM T | ECCR 143 | 24 | |
| | 003 | | 003 | 10430 | 0130PM-0220PM T | ECCR 143 | 24 | |
| | 004 | | 004 | 10431 | 0230PM-0320PM T | ECCR 143 | 24 | |
| APP M 2480 | 1 | ORD DIFF EQ COMP LAB | | | COREQ APPM 2380. | | | |
| | 001 | | 001 | 23630 | 0200PM-0250PM R | ECCR 143 | 24 | |
| | 002 | | 002 | 23629 | 1100AM-1150AM R | ECCR 143 | 24 | |
| APP M 2710 | 3 | JAVA 1/MATH ALGORITHMS | | | | | | |
| | 001 | | 001 | 22858 | 0900AM-0950AM MWF | ECCR 139 | R BOGLE | 24 |
| APP M 2775 | 4 | JAVA 2/MATH ALGORITHMS | | | PREREQ CALC I, UNDERSTANDING OF OBJECT-ORIENTED PRINCIPLES. RECOMMENDED PREREQS PROGRAMMING LANGUAGE SUCH AS C OR C++, CONCURRENT ENROLLMENT IN CALC II. | | | |
| | 001 | | 001 | 22859 | 0200PM-0250PM MWF | ECCR 139 | JA NORRIS | 24 |
| APP M 3050 | 3 | SYMBOLIC/NUMER COMPUTATN | | | PREREQS APPM 1350-1360. | | | |
| | 001 | | 001 | 10432 | 1100AM-1150AM MWF | ECCR 139 | N FLYER | 24 |
| APP M 3310 | 3 | MATRIX METHODS/APPLICATS | | | PREREQS APPM 2350 & 2360. SIMILAR TO MATH 3130. | | | |
| | 001 | | 001 | 10433 | 0100PM-0150PM MWF | ECCR 118 | G ROBERTS | 27 |
| APP M 3570 | 3 | APPLIED PROBABILITY | | | PREREQ APPM 2350 OR MATH 2400. CREDIT MAY NOT BE RECEIVED FOR BOTH APPM 3570 AND ECEN 3810 OR FOR BOTH APPM 3570 AND MATH 4510. | | | |
| | 001 | | 001 | 10434 | 1000AM-1050AM MWF | DUAN G2B47 | A DOUGHERTY | 49 |
| APP M 4120 | 3 | OPERATIONS RESEARCH | | | PREREQS LINEAR ALGEBRA, MATH 3130 OR APPM 3310. SAME AS APPM 5120, AND MATH 4120/5120. | | | |
| | 001 | | 001 | 10435 | 0900AM-0950AM MWF | MUEN E417 | J CORCORAN | 47 |
| APP M 4360 | 3 | METHODS/APPLIED MATH 2 | | | PREREQ APPM 2350 AND 2360 OR APPM 3310 OR INSTRUCTOR CONSENT. SAME AS APPM 5360. | | | |
| | 001 | | 001 | 10436 | 0200PM-0250PM MWF | ECCR 133 | M ABLOWITZ | 20 |
| APP M 4520 | 3 | INTRO TO MATH STATISTICS | | | PREREQ 1 SEMESTER OF CALCULUS-BASED PROBABILITY, SUCH AS MATH 4510, APPM 3570, OR APPM 4560. SAME AS APPM 5520 AND MATH 4520/5520. | | | |
| | 001 | | 001 | 10437 | 1000AM-1050AM MWF | ECCR 116 | RA HOLLEY | 7 |
| APP M 4540 | 3 | INTRO TO TIME SERIES | | | PREREQS MATH 4510/APPM 3570; OR MATH 4520/APPM 4520. SAME AS APPM 5540, MATH 4540/5540. | | | |
| | 001 | | 001 | 22988 | 0100PM-0150PM MWF | DUAN G1B25 | S KUZNETSOV | 5 |
| APP M 4570 | 3 | STATISTICAL METHODS | | | PREREQ CALCULUS 2. SAME AS APPM 5570. EVENING EXAMS AT 7PM ON FEB 22 & APR 12. | | | |
| | 001 | | 001 | 10438 | 1000AM-1050AM MWF | DUAN G2B60 | A BISWAS | 37 |
| | 002 | | 002 | 10439 | 1200PM-1250PM MWF | DUAN G2B47 | J CORCORAN | 49 |
| APP M 4580 | 3 | STAT APPLIC SOFTWARE METH | | | PREREQ 1 SEMESTER STATISTICS. SAME AS APPM 5580. | | | |
| | 001 | | 001 | 10440 | 0900AM-0950AM MWF | DUAN G1B27 | J LUFTIG | 10 |
| APP M 4650 | 3 | INTERMED NUMERIC ANALY 1 | | | PREREQS APPM 2350 OR MATH 2400; APPM 2360 AND 3310 OR MATH 3130; KNOWLEDGE OF A PROGRAMMING LANGUAGE. SAME AS MATH 4650. | | | |
| | 001 | | 001 | 10441 | 0100PM-0150PM MWF | MUEN E431 | RA HOLLEY | 25 |
| | 001 | | 001 | 10441 | 0100PM-0150PM MWF | MUEN E431 | RA HOLLEY | 25 |
| APP M 4660 | 3 | INTERMED NUMERIC ANALY 2 | | | PREREQ APPM 4650; KNOWLEDGE OF A PROGRAMMING LANGUAGE. SAME AS MATH 4660. | | | |
| | 001 | | 001 | 10442 | 1100AM-1150AM MWF | ECCR 131 | M MOHLENKAMP | 28 |

| | | | | | | | |
|-----------|---|--------------------------|-------|-------------------|-------------------|---|------------------|
| | | R023 | 10369 | 0100PM-0150PM T | DUAN G1B25 | | 23 |
| | | R024 | 10370 | 0200PM-0250PM T | DUAN G2B60 | | 24 |
| APPM 1360 | 4 | | | | | PREREQ APPM 1350 OR MATH 1300. SIMILAR TO MATH 1320, 2300 AND 2310. EVENING EXAMS AT 7PM ON FEB 21, MAR 21, & APR 25. | |
| | | 010 | | 0800AM-0850AM MWF | ECCR 265 | JH CURRY | 142 |
| 0 | | RECITATION | R011 | 10372 | 0800AM-0850AM T | ECCR 108 | 23 |
| | | | R012 | 10373 | 0900AM-0950AM T | ECCR 108 | 23 |
| | | | R013 | 10374 | 1000AM-1050AM T | ECCR 108 | 24 |
| | | | R014 | 10375 | 1100AM-1150AM T | ECCR 108 | 24 |
| | | RECITATION | R015 | 22894 | 1200PM-1250PM T | ECCR 108 | 24 |
| | | RECITATION | R016 | 10376 | 0100PM-0150PM T | ECCR 108 | 24 |
| 4 | | CALCULUS 2 FOR ENGINEERS | 020 | | 1100AM-1150AM MWF | ECCR 265 | PPANAYOTAROS 142 |
| 0 | | RECITATION | R021 | 10378 | 0800AM-0850AM T | MUEN E130 | 23 |
| | | | R022 | 10379 | 0900AM-0950AM T | MUEN E130 | 23 |
| | | | R023 | 10380 | 1000AM-1050AM T | MUEN E130 | 24 |
| | | | R024 | 10381 | 1100AM-1150AM T | MUEN E130 | 24 |
| | | | R025 | 10382 | 1200PM-1250PM T | MUEN E130 | 24 |
| | | | R026 | 10383 | 0100PM-0150PM T | MUEN E130 | 24 |
| 4 | | CALCULUS 2 FOR ENGINEERS | 030 | | 0100PM-0150PM MWF | ECCR 265 | D ALTERMAN 142 |
| 0 | | RECITATION | R031 | 10385 | 0900AM-0950AM T | ECCR 110 | 24 |
| | | | R032 | 10386 | 1000AM-1050AM T | ECCR 110 | 24 |
| | | | R033 | 10387 | 1100AM-1150AM T | ECCR 110 | 24 |
| | | | R034 | 10388 | 1200PM-1250PM T | ECCR 110 | 23 |
| | | | R035 | 10389 | 0100PM-0150PM T | ECCR 110 | 24 |
| | | | R036 | 10390 | 0200PM-0250PM T | ECCR 110 | 23 |
| APPM 2350 | 4 | | | | | PREREQ APPM 1360 OR MATH 2300. SIMILAR TO MATH 2400 AND MATH 2420. EVENING EXAMS AT 5PM ON FEB 21, MAR 21, & APR 25. | |
| | | 010 | | 1100AM-1150AM MWF | ECCR 1B40 | | 125 |
| 0 | | RECITATION | R011 | 10392 | 0800AM-0850AM R | DUAN G2B60 | 26 |
| | | | R012 | 10393 | 0900AM-0950AM R | DUAN G2B60 | 26 |
| | | | R013 | 10394 | 1000AM-1050AM R | DUAN G2B60 | 27 |
| | | | R014 | 10395 | 1100AM-1150AM R | DUAN G1B25 | 23 |
| | | | R016 | 10397 | 0100PM-0150PM R | DUAN G1B25 | 23 |
| 4 | | CALCULUS 3 FOR ENGINEERS | 020 | | 1200PM-1250PM MWF | ECCR 265 | CL I 142 |
| 0 | | RECITATION | R021 | 10399 | 0900AM-0950AM R | ECCR 110 | 24 |
| | | | R022 | 10400 | 1100AM-1150AM R | ECCR 110 | 24 |
| | | | R023 | 10401 | 1200PM-1250PM R | ECCR 110 | 24 |
| | | | R024 | 10402 | 0200PM-0250PM R | ECCR 110 | 24 |
| | | | R025 | 23197 | 1000AM-1050AM R | ECCR 1B51 | 23 |
| | | | R026 | 23198 | 0100PM-0150PM R | ECCR 108 | 23 |
| APPM 2360 | 4 | | | | | PREREQ APPM 1360 OR MATH 2300. SIMILAR TO APPM 2380. NO CREDIT FOR STUDENTS HAVING CREDIT IN BOTH APPM 3310 AND MATH 4430, OR FOR STUDENTS HAVING CREDIT IN BOTH MATH 3130 AND MATH 4430. EVENING EXAMS AT 7PM ON FEB 21, MAR 21, AND APR 25. | |
| | | 010 | | 0800AM-0850AM MWF | ECCR 1B40 | Z MUSSLIMANI | 125 |
| 0 | | RECITATION | R011 | 10404 | 0800AM-0850AM R | ECCR 108 | 25 |
| | | | R012 | 10405 | 0900AM-0950AM R | ECCR 108 | 25 |
| | | | R013 | 10406 | 1000AM-1050AM R | ECCR 108 | 25 |
| | | | R014 | 10407 | 1100AM-1150AM R | ECCR 108 | 25 |
| | | RECITATION | R015 | 23199 | 1200PM-1250PM R | ECCR 108 | 25 |
| 4 | | INTRO LINEAR ALG-DIFF EQ | 020 | | 1200PM-1250PM MWF | ECCR 200 | B FORNBERG 96 |
| 0 | | RECITATION | R023 | 10411 | 1000AM-1050AM R | MUEN E130 | 24 |
| | | | R024 | 10412 | 1100AM-1150AM R | MUEN E130 | 24 |
| | | | R025 | 10413 | 1200PM-1250PM R | MUEN E130 | 24 |
| | | | R026 | 10414 | 0100PM-0150PM R | MUEN E130 | 24 |
| 4 | | INTRO LINEAR ALG-DIFF EQ | 030 | | 0200PM-0250PM MWF | BESC 185 | ELARSSON 75 |
| 0 | | RECITATION | R031 | 10416 | 1000AM-1050AM R | ECCR 110 | 25 |

| | | | | | | | | | | | | | |
|-----------|---|--|--|--|--|-----------------------------|-----|---|-------------------|-------------------|------------|---------------|----|
| APPM 4720 | 3 | | | | | TPC-WAVELTS/COMP GRAPH | | PREREQS APPM 4350-4360; APPM 4650-4660 OR EQUIV; OR INSTRUCTOR CONSENT. SAME AS APPM 5720. | | | | | |
| | | | | | | | 800 | 0100PM-0150PM MWF | ECCR 1B08 | JH CURRY | 15 | | |
| APPM 4955 | 1 | | | | | SEMINAR IN APPLIED MATH | | PREREQ APPM 3310 OR MATH 3130. RECOMMENDED PREREQ: COURSE IN ORDINARY OR PARTIAL DIFFERENTIAL EQUATIONS. SAME AS APPM 4120, AND MATH 4120/5120. | | | | | |
| APPM 5120 | 3 | | | | | OPERATIONS RESEARCH | | 10453 | 0900AM-0950AM MWF | MUEN E417 | J CORCORAN | 47 | |
| APPM 5360 | 3 | | | | | METHODS/APPLIED MATH 2 | | 001 | | | | | |
| | | | | | | | | 001 | 10454 | 0200PM-0250PM MWF | ECCR 133 | M ABLOWITZ | 7 |
| APPM 5450 | 3 | | | | | APPLIED ANALYSIS 2 | | 001 | | | | | |
| | | | | | | | | 001 | 10455 | 1200PM-1250PM MWF | ECCR 108 | JA WILLIAMSON | 28 |
| APPM 5480 | 3 | | | | | METHODS APPLIED MATH 4 | | 001 | | | | | |
| APPM 5520 | 3 | | | | | INTRO TO MATH STATISTICS | | 001 | 10457 | 1000AM-1050AM MWF | DUAN G1B25 | H SEGUR | 23 |
| | | | | | | | | 001 | | | | | |
| | | | | | | | | 001 | 10458 | 1000AM-1050AM MWF | ECCR 116 | RA HOLLEY | 7 |
| APPM 5540 | 3 | | | | | INTRO TO TIME SERIES | | 001 | | | | | |
| | | | | | | | | 001 | | | | | |
| | | | | | | | | 001 | 23183 | 0100PM-0150PM MWF | DUAN G1B25 | S KUZNETSOV | 5 |
| APPM 5570 | 3 | | | | | STATISTICAL METHODS | | 001 | | | | | |
| | | | | | | | | 001 | 10459 | 1000AM-1050AM MWF | DUAN G2B60 | A BISWAS | 37 |
| | | | | | | | | 002 | 10460 | 1200PM-1250PM MWF | DUAN G2B47 | J CORCORAN | 49 |
| APPM 5580 | 3 | | | | | STAT APPLIC SOFTWARE METH | | 001 | | | | | |
| | | | | | | | | 001 | 10461 | 0900AM-0950AM MWF | DUAN G1B27 | J LUFTIG | 13 |
| APPM 5610 | 3 | | | | | NUMERICAL ANALYSIS 2 | | 001 | | | | | |
| | | | | | | | | 001 | 10462 | 0300PM-0415PM MW | ECCR 118 | G BEYLKIN | 27 |
| APPM 5720 | 3 | | | | | OPEN TOPICS IN APP MATH | | 800 | | | | | |
| | | | | | | TPC-OPEN TOPICS IN APP MATH | | 800 | 0100PM-0150PM MWF | ECCR 1B08 | JH CURRY | 5 | |
| APPM 7100 | 3 | | | | | DYNAMICAL SYSTEMS | | 001 | | | | | |
| | | | | | | | | 001 | 22860 | 0900AM-0950AM MWF | ECCR 1B08 | JD MEISS | 20 |
| APPM 7400 | 1 | | | | | SEM-TEACHING EXCELLENCE | | 001 | | | | | |
| | | | | | | TPC-SEM-TEACHING EXCELLENCE | | 001 | 10478 | 0430PM-0520PM M | ECOT 226 | A DOUGHERTY | 20 |
| | | | | | | TPC-MULTI GRID METHODS | | 002 | 10479 | 1100AM-1150AM MW | ECOT 226 | SF MCCORMICK | 20 |
| | | | | | | TPC-SEM FAST ALGORITHMS | | 004 | 10481 | 0300PM-0350PM T | ECOT 226 | L MONZON | 20 |
| APPM 8000 | 1 | | | | | COLLOQUIUM/APPLIED MATH | | 001 | | | | | |
| | | | | | | | | 001 | 10487 | 0300PM-0430PM F | ECCR 1B40 | M ABLOWITZ | 20 |
| APPM 8100 | 1 | | | | | SEM-NONLINEAR EQUATIONS | | 001 | 10488 | 0400PM-0450PM R | DUAN G1B31 | M ABLOWITZ | 10 |
| | | | | | | | | 002 | 10489 | 0200PM-0250PM R | ECOT 226 | JD MEISS | 10 |
| APPM 8200 | 1 | | | | | SEM-COMPUTATIONAL MATH | | 001 | 10490 | 1000AM-0100PM T | ECOT 226 | SF MCCORMICK | 10 |
| | | | | | | | | 001 | 22859 | 0200PM-0250PM MWF | ECCR 139 | JA NORRIS | 24 |
| | | | | | | | | 800 | | 0430PM-0520PM M | ECOT 226 | A DOUGHERTY | 20 |

Core Course
Department
Course Number
Credits
Course Title

Sec. Number
Call Number
Time/Days

Bldg/Room
Instructor

Max.
Enrollment

Arts and Sciences Special Courses

Old Main 2-24 (303-492-8571)

ARSC COURSES ARE COORDINATED THROUGH THE ARTS AND SCIENCES CURRICULUM OFFICE. PLEASE CALL 492-4085 OR 492-8571 WITH QUESTIONS REGARDING THESE COURSES.

| | | | | | | | | | |
|-------------|---|---------------------------|-------|---|----------------------|--|-----|--|--|
| ◆ ARSC 1080 | 4 | COLLEGE WRITNG & RESEARCH | | THIS IS A CONTROLLED ENROLLMENT COURSE. PLEASE SEE THE STUDENT ACADEMIC SERVICES CENTER OFFICE, WLRD 386, FOR PERMISSION TO ENROLL. SECTION 764 IS A MULTILINGUAL/ESL CLASS. ALTHOUGH IT IS THE STUDENT'S RESPONSIBILITY TO DROP THE COURSE, THOSE WHO DO NOT ATTEND THE FIRST TWO CLASSES MAY BE ADMINISTRATIVELY DROPPED. | | | | | |
| | | | 760 | 1000AM-1150AM MW | DUAN G2B21 | | 18 | | |
| | | | 761 | 0100PM-0250PM MW | WLRD 232 | | 18 | | |
| | | | 762 | 0900AM-1050AM WF | WLRD 232 | | 18 | | |
| | | | 763 | 0900AM-1050AM TR | WLRD 232 | | 18 | | |
| | | | 764 | 1230PM-0220PM TR | WLRD 232 | | 18 | | |
| ◆ ARSC 1150 | 3 | WRITNG IN ARTS & SCIENCES | | | | | | | |
| | | | 001 | 23620 0800AM-0850AM MWF | HUMN 245 | | 15 | | |
| | | | 002 | 23621 1000AM-1050AM MWF | HUMN 335 | | 15 | | |
| | | | 003 | 23622 0200PM-0250PM MWF | GUGG 205 | | 15 | | |
| | | | 004 | 23623 0300PM-0350PM MWF | EKLC E1B50 | | 15 | | |
| | | | 005 | 23624 0800AM-0915AM TR | HUMN 160 | | 15 | | |
| | | | 006 | 23625 0330PM-0445PM TR | HUMN 125 | | 15 | | |
| | | | 880 | 0200PM-0250PM MWF | ECON 117 | | 15 | | |
| ARSC 1400 | 1 | MASP CO-SEM CHEM I & II | | | | | | | |
| | | | 780 | 0500PM-0650PM TR | PORT B118 | | 15 | | |
| | | | 781 | 0500PM-0650PM TR | PORT B121 | | 15 | | |
| ARSC 1420 | 1 | MASP CO-SEMINAR-EPOB | | | | | | | |
| | | | 780 | 0500PM-0650PM TR | PORT B116 | | 15 | | |
| ARSC 1440 | 1 | MASP CO-SEMINAR-MATH | | | | | | | |
| | | | 780 | 0500PM-0650PM MW | PORT B116 | | 15 | | |
| ARSC 1460 | 1 | MASP CO-SEMINAR MCDB | | | | | | | |
| | | | 780 | 0500PM-0650PM MW | PORT B118 | | 15 | | |
| ARSC 1600 | 1 | THE CU EXPERIENCE | | THIS IS A CONTROLLED ENROLLMENT COURSE FOR STUDENTS IN SELECTED RESIDENTIAL ACADEMIC PROGRAMS ONLY. | | | | | |
| | | | 800 | 0300PM-0350PM W | EDUC 220 | | 100 | | |
| | | | 780 | 0500PM-0650PM MW | PORT B121 | | 20 | | |
| ◆ ARSC 2470 | 1 | MASP CO-SEMINAR-PHYSICS | | | | | | | |
| | | | 780 | 0500PM-0650PM MW | PORT B121 | | 20 | | |
| ◆ ARSC 3100 | 3 | MULTICULTURAL TOPICS | | THIS IS A CONTROLLED ENROLLMENT COURSE. PLEASE SEE THE STUDENT ACADEMIC SERVICES CENTER OFFICE AT WLRD 386 TO REGISTER. ALTHOUGH IT IS THE STUDENT'S RESPONSIBILITY TO DROP THE CLASS, THOSE THAT DO NOT ATTEND THE FIRST WEEK OF CLASSES WILL BE ADMINISTRATIVELY DROPPED. THIS COURSE IS FOR STUDENTS WITH 60 HOURS CREDIT OR MORE. | | | | | |
| | | | 760 | 0800AM-0915AM TR | MUEN E118 | | 18 | | |
| | | | 761 | 0930AM-1045AM TR | MUEN E118 | | 18 | | |
| | | | 762 | 0200PM-0315PM TR | MUEN E118 | | 18 | | |
| | | | 763 | 0330PM-0445PM TR | WLRD 306 | | 18 | | |
| ARSC 4040 | 3 | TPC-INTERDISCIPL PERFRMNC | | SAME AS ARSC 5040. | | | | | |
| | | | 810 | 1200PM-0130PM W | MUS C125 M THEODORE | | 20 | | |
| | | | L811 | 0530PM-0830PM M | THTR W150 M SPENCER | | 20 | | |
| ARSC 5020 | 3 | POLICY RESPNS/GLOB CHNG | | SAME AS ARSC 7020. STUDENTS WILL BE WAITLISTED. PRIORITY GIVEN TO THOSE ENROLLED IN INTERDISCIPLINARY GRADUATE CERTIFICATE PROGRAM IN ENVIRONMENTAL POLICY. FOR INFORMATION, CALL 735-4993. | | | | | |
| | | | 001 | 10588 0100PM-0330PM F | KTCH 116 | | | | |
| ARSC 5040 | 3 | TPC-INTERDISCIPL PERFRMNC | | SAME AS ARSC 4040. | | | | | |
| | | | 810 | 1200PM-0130PM W | MUS C125 M THEODORE | | 20 | | |
| | | | L811 | 0530PM-0830PM M | THTR W150 M THEODORE | | 20 | | |
| | | | | | M SPENCER | | | | |
| ARSC 7020 | 3 | POLICY RESPNS/GLOB CHNG | | SAME AS ARSC 5020. STUDENTS WILL BE WAITLISTED. PRIORITY GIVEN TO THOSE ENROLLED IN THE INTERDISCIPLINARY GRADUATE CERTIFICATE PROGRAM IN ENVIRONMENTAL POLICY. FOR INFORMATION, CALL 735-4993. | | | | | |
| | | | 001 | 10589 0100PM-0330PM F | KTCH 116 | | | | |

Core Course
Department
Course Number
Credits
Course Title

Sec. Number
Call Number
Time/Days

Bldg/Room
Instructor

Max.
Enrollment

| | | | | | | | | |
|-----------|---|--------------------------|-------|---|------------------------|--|----|--|
| ASTR 3830 | 3 | ASTROPHYSICS 2 | | PREREQS ASTR 3730, PHYS 1110-1120, AND MATH 1300-2300 GALACTIC & EXTRAGALACTIC | | | | |
| | | | 001 | 10828 0930AM-1045AM TR | DUAN G131 WC CASH | | 48 | |
| ASTR 5120 | 3 | INTERNAL PROCESSES 2 | | PREREQ ASTR 5110. | | | | |
| | | | 001 | 10836 1100AM-1150AM MWF | DUAN G1B27 MC BEGELMAN | | 23 | |
| ASTR 5140 | 3 | ASTRO/SPACE PLASMAS | | PREREQ GRAD STANDING IN APS OR PHYSICS. SAME AS PHYS 5141. | | | | |
| | | | 001 | 23258 0200PM-0250PM MWF | DUAN G1B35 EG ZWEIBEL | | 23 | |
| ASTR 5150 | 3 | INTRO PLASMA PHYSICS | | SAME AS PHYS 5150. | | | | |
| | | | 001 | 23513 1230PM-0145PM TR | DUAN G1B27 MV GOLDMAN | | 23 | |
| ASTR 5710 | 3 | HIGH-ENERGY ASTROPHYSICS | | PREREQ SR-LEVEL UNDERGRAD PHYSICS. | | | | |
| | | | 001 | 22334 1000AM-1050AM MWF | DUAN G1B35 RA MCCRAY | | 13 | |
| ASTR 5760 | 3 | ASTROPHYSICAL INSTRUMNTN | | PREREQ UNDERGRAD PHYSICS. | | | | |
| | | | 001 | 22545 0200PM-0315PM TR | DUAN G1B27 JC GREEN | | 8 | |
| ASTR 5830 | 3 | TOPICS IN PLANETARY SCI | | PREREQ GRAD STANDING IN PHYSICAL SCIENCES OR INSTRUCTOR CONSENT. SAME AS ATOC 5830 AND GEOL 5830. | | | | |
| | | | 001 | 23141 0930AM-1045AM TR | BESC 155 BM JAKOSKY | | 10 | |
| ASTR 5835 | 1 | SEMINAR IN PLANETARY SCI | | PREREQ GRAD STANDING OR INSTRUCTOR CONSENT; UNDERGRAD PHYSICS. SAME AS ATOC 5835 AND GEOL 5835. | | | | |
| | | | 001 | 10843 0400PM-0515PM T | DUAN D142 F BAGENAL | | 10 | |
| ASTR 6000 | 1 | SEMINAR IN ASTROPHYSICS | | PREREQ GRAD STANDING OR INSTRUCTOR CONSENT. | | | | |
| | | | 001 | 10855 0400PM-0515PM R | JL LINSKY A BROWN | | 12 | |

Atmospheric and Oceanic Sciences

Duane D-318 (303-492-6633)

INDEPENDENT STUDY COURSE WORK IS AVAILABLE. PLEASE CONSULT THE DEPARTMENT OFFICE FOR FURTHER INFORMATION. GRADUATE STUDENTS NEEDING TO REGISTER FOR MASTER'S THESIS, MASTER'S DEGREE CANDIDATE, OR DOCTORAL THESIS, PLEASE CONSULT THE DEPARTMENT OFFICE FOR FURTHER INFORMATION. EACH COURSE IN THIS DEPARTMENT HAS A COURSE FEE OF \$21 (SUBJECT TO CHANGE) FOR SPECIALIZED SUPPLIES AND EQUIPMENT. REFER TO THE TUITION AND FEES SECTION OF THIS HANDBOOK.

| | | | | | | | | |
|-------------|---|----------------------------|-------|---|------------------------|--|-----|--|
| ◆ ATOC 1050 | 3 | WEATHER & THE ATMOSPHERE | | | | | | |
| | | | 001 | 10928 0200PM-0250PM MWF | DUAN G1B30 RA KEEN | | 342 | |
| | | | 002 | 10929 0930AM-1045AM TR | DUAN G1B30 TT WARNER | | 342 | |
| ◆ ATOC 1060 | 3 | OUR CHANGING ENVIRONMENT | | PREREQ ATOC 1050. | | | | |
| | | | 001 | 10930 0300PM-0350PM MWF | BESC 180 JT FASULLO | | 169 | |
| | | | 002 | 10931 1230PM-0145PM TR | DUAN G1B20 A MOORE | | 216 | |
| ◆ ATOC 1070 | 1 | WEATHER & ATMOSPHERE LAB | | PREREQ/COREQ ATOC 1050 OR INSTRUCTOR CONSENT. | | | | |
| | | | 001 | 10932 0900AM-1050AM M | STAD 136A RA KEEN | | 18 | |
| | | | 002 | 10933 1200PM-0150PM M | STAD 136A | | 18 | |
| | | | 003 | 10934 1100AM-1250PM T | STAD 136A | | 18 | |
| | | | 004 | 10935 0200PM-0350PM T | STAD 136A | | 18 | |
| | | | 005 | 10936 1000AM-1150AM W | STAD 136A | | 18 | |
| | | | 006 | 10937 0300PM-0450PM W | STAD 136A | | 18 | |
| | | | 007 | 10938 0900AM-1050AM R | STAD 136A | | 18 | |
| | | | 008 | 10939 0200PM-0350PM R | STAD 136A RA KEEN | | 18 | |
| ◆ ATOC 3180 | 3 | AVIATION METEOROLOGY | | | | | | |
| | | | 001 | 23055 0330PM-0445PM TR | DUAN G131 ML SALBY | | 23 | |
| ◆ ATOC 3300 | 3 | ANLY/CLMATE & WEATHER OBS | | PREREQS ATOC 1050, ATOC 3600/GEOG 3601, OR GEOG 1001; AND A STATISTICS COURSE. SAME AS GEOG 3301. | | | | |
| | | | 001 | 10940 0200PM-0250PM MWF | HUMN 335 TN CHASE | | 13 | |
| ◆ ATOC 3600 | 3 | PRINCIPLES OF CLIMATE | | SAME AS GEOG 3601. | | | | |
| | | | 001 | 23292 1100AM-1215PM TR | HLMS 104 P BLANKEN | | 10 | |
| ATOC 3720 | 3 | PLANETS/THEIR ATMOSPHERE | | PREREQS PHYS 1110-1120, AND EITHER MATH 1300-2300 OR APPM 1350-1360. SAME AS ASTR 3720. | | | | |
| | | | 001 | 10941 0200PM-0315PM TR | DUAN G131 OB TOON | | 24 | |
| ATOC 4720 | 3 | INTRO ATMOSPHERIC DYNAMICS | | PREREQS 1-YR CALC & 1-YR PHYS WITH CALC. SAME AS ATOC 5720. | | | | |
| | | | 001 | 10942 0100PM-0150PM MWF | EKLC E1B75 D TOOHEY | | 23 | |
| ◆ ATOC 4800 | 3 | POLICY AND CLIMATE | | PREREQS ATOC 1060 OR 3600. | | | | |
| | | | 001 | 23056 0200PM-0315PM TR | LIBR M300D LM AVALLONE | | 15 | |
| | | | 001 | 23057 0200PM-0315PM TR | LIBR M300D LM AVALLONE | | 10 | |

Astrophysical and Planetary Sciences

Duane E-226 (303-492-8915)

INDEPENDENT STUDY COURSE WORK IS AVAILABLE. PLEASE CONSULT THE DEPARTMENT OFFICE FOR FURTHER INFORMATION. GRADUATE STUDENTS NEEDING TO REGISTER FOR MASTER'S THESIS, MASTER'S DEGREE CANDIDATE, OR DOCTORAL THESIS, PLEASE CONSULT THE DEPARTMENT OFFICE FOR FURTHER INFORMATION. EACH COURSE IN THIS DEPARTMENT HAS A COURSE FEE OF \$21 (SUBJECT TO CHANGE) FOR SPECIALIZED SUPPLIES AND EQUIPMENT. REFER TO THE TUITION AND FEES SECTION OF THIS HANDBOOK.

| | | | | | | | | |
|-------------|------------|--------------------------|-------------------------|---|----------------------|-----|--|--|
| ◆ ASTR 1010 | 4 | INTRODUCTORY ASTRONOMY 1 | | SIMILAR TO ASTR 1030 & 1110. SOME NIGHTTIME WORK AT THE OBSERVATORY IS REQUIRED. | | | | |
| | | 100 | 0900AM-0950AM MWF | DUAN G1B20 N SCHNEIDER | 216 | | | |
| 0 | LAB | L110 | 10797 0100PM-0250PM M | OBSV S175 | 22 | | | |
| | | L111 | 10798 0900AM-1050AM T | OBSV S175 | 22 | | | |
| | | L112 | 10799 1100AM-1250PM T | OBSV S175 | 22 | | | |
| | | L113 | 10800 1100AM-1250PM W | OBSV S175 | 22 | | | |
| | | L114 | 10801 0100PM-0250PM W | OBSV S175 | 22 | | | |
| | | L115 | 10802 0900AM-1050AM R | OBSV S175 | 22 | | | |
| | | L116 | 10803 1100AM-1250PM R | OBSV S175 | 22 | | | |
| | | L117 | 10804 0100PM-0250PM T | OBSV S175 | 22 | | | |
| | | L118 | 10805 1100AM-1250PM F | OBSV S175 | 21 | | | |
| | | L119 | 10806 0100PM-0250PM F | OBSV S175 | 19 | | | |
| ◆ ASTR 1020 | 3 | INTRODUCTORY ASTRONOMY 2 | | PREREQS ASTR 1010 OR 1110. SIMILAR TO ASTR 1040 & 1120. SOME NIGHTTIME WORK AT THE OBSERVATORY MAY BE REQUIRED | | | | |
| | | 001 | 10807 1100AM-1215PM TR | DUAN G1B20 J GLENN | 216 | | | |
| ◆ ASTR 1040 | 4 | ACCEL INTRO ASTRONOMY 2 | | PREREQS ASTR 1030 AND MATH 1000-1040 OR EQUIV. SIMILAR TO ASTR 1020 & 1120. SOME NIGHTTIME WORK AT THE OBSERVATORY MAY BE REQUIRED | | | | |
| | | 010 | 1100AM-1215PM TR | DUAN G131 TP SNOW | 48 | | | |
| 0 | RECITATION | R011 | 10809 0300PM-0350PM W | OBSV S175 TP SNOW | 24 | | | |
| ◆ ASTR 1110 | 3 | GEN ASTRONOMY-SOLAR SYS | | SIMILAR TO ASTR 1010 & 1030. SOME NIGHTTIME WORK AT THE OBSERVATORY MAY BE REQUIRED | | | | |
| | | 001 | 10810 0300PM-0350PM MWF | DUAN G1B20 JM MALVILLE | 216 | | | |
| | | 002 | 10811 0930AM-1045AM TR | DUAN G1B20 RE ERGUN | 216 | | | |
| ◆ ASTR 1120 | 3 | GEN ASTRON-STARS/GALAXY | | SIMILAR TO ASTR 1020 & 1040. SOME NIGHTTIME WORK AT THE OBSERVATORY MAY BE REQUIRED | | | | |
| | | 001 | 10813 0200PM-0315PM TR | DUAN G1B20 K CLINE | 216 | | | |
| ◆ ASTR 1120 | 3 | GEN ASTRON-STARS/GALAXY | | 002 10814 1000AM-1050AM MWF | DUAN G125 J TOOMRE | 72 | | |
| ◆ ASTR 2000 | 3 | ANCIENT ASTRONOMIES/WRLD | | 001 22332 0200PM-0250PM MWF | BESC 180 JM MALVILLE | 169 | | |
| ◆ ASTR 2010 | 3 | MODERN COSMOLOGY | | 001 10815 0200PM-0250PM MWF | DUAN G125 N GNEDIN | 72 | | |
| ◆ ASTR 3010 | 4 | OBSERV/INSTRUMENT I | | PREREQS PHYS 1110-1120 AND COLLEGE ALGEBRA (MATH 1000, 1010, 1020, 1030, 1040 OR EQUIV). RECOMMENDED PREREQS ASTR 1010-1020, ASTR 1030-1040, OR ASTR 1110-1120. | | | | |
| | | 010 | 1230PM-0145PM TR | DUAN G131 JBALLY | 12 | | | |
| 0 | LAB | L011 | 10824 0200PM-0350PM R | OBSV S175 JBALLY | 12 | | | |
| ◆ ASTR 3060 | 3 | SPACE EXPERIMENTATION | | PREREQS ONE SEMESTER CALCULUS (MATH 1080, 1090, AND 1100; MATH 1300; OR APPM 1350) AND ONE YEAR GENERAL PHYSICS (PHYS 2010 AND 2020, OR PHYS 1110 AND 1120). SAME AS ASEN 3060. | | | | |
| | | 001 | 23128 0330PM-0445PM TR | ECCR 200 CJ KOEHLER | 28 | | | |
| ◆ ASTR 3220 | 3 | INTMED ASTRON/STAR/GALAX | | PREREQ ASTR 1020, 1040 OR 1120. | | | | |
| | | 001 | 10825 1000AM-1050AM MWF | DUAN G131 | 48 | | | |
| ASTR 3300 | 3 | EXTRATERRESTRIAL LIFE | | PREREQ ONE-YEAR SEQUENCE IN A PHYSICAL SCIENCE. SAME AS GEOL 3300. | | | | |
| | | 001 | 22333 0100PM-0150PM MWF | DUAN G125 LW ESPOSITO | 36 | | | |
| ASTR 3720 | 3 | PLANETS/THEIR ATMOSPHERE | | PREREQS PHYS 1110-1120 AND EITHER MATH 1300-2300 OR APPM 1350-1360. SAME AS ATOC 3720. | | | | |
| | | 001 | 10826 0200PM-0315PM TR | DUAN G131 OB TOON | 24 | | | |
| ASTR 3740 | 3 | COSMOLOGY AND RELATIVITY | | PREREQS PHYS 1110-1120 AND EITHER MATH 1300-2300 OR APPM 1350-1360. | | | | |
| | | 001 | 10827 0200PM-0250PM MWF | DUAN G131 KC YU | 48 | | | |

◆ Indicates an arts and sciences core course.

| | | | | | | | | |
|-----------|---|----------------------------|-------------------------|--|---------------------|---|--|--|
| ATOC 5060 | 3 | DYNAMCS OF THE ATMOSPHERE | | PREREQ ATOC 5400 OR EQUIV, AND ATOC 5225. | | | | |
| | | 001 | 10949 1100AM-1215PM TR | DUAN G1B35 JE HART | 23 | | | |
| ATOC 5151 | 3 | ATMOSPHERIC CHEMISTRY | | PREREQ GRAD STANDING OR INSTRUCTOR CONSENT. SAME AS CHEM 5151. | | | | |
| | | 001 | 10950 0930AM-1045AM TR | EKLC M339 MA TOLBERT | 20 | | | |
| ATOC 5215 | 3 | OCEANOGRAPHY | | PREREQ GRAD STANDING. SAME AS ATOC 4215 AND ASEN 4215/5215. | | | | |
| | | 001 | 23609 1100AM-1150AM MWF | ECAE 1B73 W EMERY | 10 | | | |
| ATOC 5235 | 3 | REMOTE SENS ATMOS/OCEANS | | PREREQ ASEN/ATOC 5225. SAME AS ASEN 5235. | | | | |
| | | 001 | 10951 1000AM-1050AM MWF | ECAE 1B16 JA CURRY | 10 | | | |
| ATOC 5720 | 3 | INTRO ATMOSPHERIC DYNAMICS | | PREREQS 1-YR CALC & 1-YR PHYS WITH CALC. SAME AS ATOC 4720. | | | | |
| | | 001 | 10953 0100PM-0150PM MWF | EKLC E1B75 D TOOHEY | 23 | | | |
| ATOC 5830 | 3 | TOPICS IN PLANETARY SCI | | SAME AS GEOL 5830 AND ASTR 5830 | | | | |
| | | 001 | 23068 0930AM-1045AM TR | BESC 155 BM JAKOSKY | 10 | | | |
| ATOC 5835 | 1 | SEM IN PLANETARY SCIENCE | | 001 23505 0400PM-0515PM T | DUAN D142 F BAGENAL | 3 | | |
| ATOC 6020 | 1 | SEM IN ATMOS/OCEAN | | PREREQ GRAD STANDING AND INSTRUCTOR CONSENT. | | | | |
| | | 001 | 10961 TBA | OB TOON | 12 | | | |
| | | 002 | 10962 TBA | PJ WEBSTER | 12 | | | |

Bibliography - Norlin Reference Department (303-492-0450)

| | | | | | | |
|-----------|---|-------------------------|-------|----------------------------|-----------------|----|
| BIBL 3010 | 3 | METH/ELECTRONIC LIB RES | | 001 23209 0300PM-0415PM MW | LIBR E160 J YUE | 24 |
|-----------|---|-------------------------|-------|----------------------------|-----------------|----|

Biology - see Environmental, Population, and Organismic Biology or Molecular, Cellular and Developmental Biology (MCDB)

Black Studies - see Ethnic Studies

Center of The American West - Macky 229 (303-492-4879)

| | | | | | | | | |
|-------------|---|--------------------------|-----------------------|---|----|--|--|--|
| ◆ CAMW 4001 | 3 | SEM ON THE AMERICAN WEST | | SAME AS NRLN 4001. RECOMMENDED PREREQ: CAMW 2001 AND COMPLETION OF WESTERN STUDIES CERTIFICATE ELECTIVES. | | | | |
| | | 001 | 11140 0300PM-0550PM T | GUGG 201E WE RIEBSAME | 20 | | | |

Central and East European Studies - Hellems 368 (303-492-5729)

| | | | | | | | | |
|-------------|---|--------------------------|-------------------------|--------------------|----|--|--|--|
| ◆ CEES 1000 | 3 | INTRO CENT/EAST EUR STDS | | SAME AS HIST 1002. | | | | |
| | | 001 | 11141 0300PM-0350PM MWF | MKNA 112 | 30 | | | |

Sections 700-899 are controlled enrollment - see department for eligibility

Chemistry

Undergraduate - Ekeley M 199 or M1B48 (303-492-8950)

Graduate - Chemistry 100F (303-492-8978)

THIS DEPARTMENT PRIMARILY USES RESEQUENCED WAIT LISTS FOR UNDERGRADUATE COURSES AND AUTOMATIC WAIT LISTS FOR GRADUATE COURSES. (SEE "WAIT LISTS" IN THE FRONT OF THIS SCHEDULE.) INDEPENDENT STUDY COURSE WORK IS AVAILABLE. PLEASE CONSULT THE DEPARTMENT OFFICE FOR FURTHER INFORMATION. GRADUATE STUDENTS NEEDING TO REGISTER FOR MASTER'S THESIS, MASTER'S DEGREE CANDIDATE, OR DOCTORAL THESIS, PLEASE CONSULT THE DEPARTMENT FOR FURTHER INFORMATION. EACH COURSE IN THIS DEPARTMENT HAS A COURSE FEE OF \$21 (SUBJECT TO CHANGE) FOR SPECIALIZED SUPPLIES AND EQUIPMENT. REFER TO THE TUITION AND FEES SECTION OF THIS HANDBOOK.

| Core Course | Department | Course Number | Credits | Course Title | Sec. Number | Call Number | Time/Days | Blgd/Rm | Instructor | Max. Enrollment |
|-------------|------------|------------------------|-----------------------|---|---|-------------|-----------|---------|------------|-----------------|
| CHEM 1021 | 4 | INTRODUCTORY CHEMISTRY | | PREREQ 1 YEAR HIGH SCHOOL ALGEBRA OR CONCURRENT ENROLLMENT IN MATH 1150 OR MATH MODULES, MATH 1000, 1010, AND 1020. EVENING EXAMS AT 7PM ON FEB 8, MAR 8, AND APR 12. | | | | | | |
| | | 001 | 0900AM-0950AM | MWF | EKLC E1B20 | CG PIERPONT | | | | 100 |
| 0 | LAB | L011 | 11144 | 0100PM-0350PM | M | EKLC M125 | | | | 20 |
| | | L021 | 11145 | 0900AM-1150AM | T | EKLC M125 | | | | 20 |
| | | L031 | 11146 | 0100PM-0350PM | T | EKLC M125 | | | | 20 |
| | | L041 | 11147 | 0600PM-0850PM | T | EKLC M125 | | | | 20 |
| | | L091 | 11148 | 0100PM-0350PM | F | EKLC M273 | | | | 20 |
| ◆ | CHEM 1031 | 4 | ENVIRONMENTAL CHEM 2 | | PREREQ CHEM 1011. | | | | | |
| | | 010 | 0900AM-0950AM | MWF | CHEM 142 | J BOULTER | | | | 156 |
| 0 | LAB | L011 | 11150 | 0100PM-0350PM | M | EKLC M1B74 | | | | 18 |
| | | L021 | 11151 | 0900AM-1150AM | T | EKLC M1B74 | | | | 20 |
| | | L031 | 11152 | 0100PM-0350PM | T | EKLC M1B74 | | | | 20 |
| | | L041 | 11153 | 0600PM-0850PM | T | EKLC M1B74 | | | | 20 |
| | | L051 | 11154 | 0100PM-0350PM | W | EKLC M1B74 | | | | 20 |
| | | L061 | 11155 | 0900AM-1150AM | R | EKLC M1B74 | | | | 18 |
| | | L071 | 11156 | 0100PM-0350PM | R | EKLC M1B74 | | | | 20 |
| | | L091 | 11157 | 0100PM-0350PM | F | EKLC M1B74 | | | | 20 |
| ◆ | CHEM 1071 | 4 | INTRO ORGANIC/BIOCHEM | | PREREQ CHEM 1051, 1111, OR 1151. CHEM 1071 DOES NOT REPLACE CHEM 1131 OR 1171 AS A PREREQ FOR CHEM 3311 OR 3351. EVENING EXAMS AT 6PM ON FEB 15, MAR 15, AND APR 19. | | | | | |
| | | 010 | 0800AM-0915AM | TR | CHEM 142 | JT OHLSSON | | | | 140 |
| 0 | LAB | L011 | 11162 | 0100PM-0350PM | M | EKLC M1B75 | | | | 20 |
| | | L021 | 11163 | 0930AM-1220PM | T | EKLC M1B75 | | | | 20 |
| | | L031 | 11164 | 0200PM-0450PM | T | EKLC M1B75 | | | | 20 |
| | | L051 | 11165 | 0100PM-0350PM | W | EKLC M1B75 | | | | 20 |
| | | L061 | 11166 | 0930AM-1220PM | R | EKLC M1B75 | | | | 20 |
| | | L071 | 11167 | 0200PM-0450PM | R | EKLC M1B75 | | | | 20 |
| | | L091 | 11168 | 0100PM-0350PM | F | EKLC M1B75 | | | | 20 |
| ◆ | CHEM 1111 | 5 | GENERAL CHEMISTRY 1 | | PREREQ ONE YEAR HIGH SCHOOL CHEMISTRY OR SATISFACTORY PERFORMANCE IN CHEM 1001 OR 1021; HIGH SCHOOL ALGEBRA. NOT RECOMMENDED FOR STUDENTS WITH GRADES BELOW B- IN CHEM 1001 OR 1021. NOT OPEN TO STUDENTS IN THE COLLEGE OF ENGINEERING EXCEPT BY SPECIAL ARRANGEMENT. SIMILAR TO CHEM 1151 AND CHEM 1211. STUDENT MAY NOT RECEIVE CREDIT FOR MORE THAN ONE OF CHEM 1111, 1211, OR 1151. EVENING EXAMS AT 7:30PM ON FEB 8, MAR 8, AND APR 12. | | | | | |
| | | 100 | 1100AM-1150AM | MWF | CHEM 140. | L GIEGER | | | | 320 |
| 0 | LAB | L111 | 11170 | 0100PM-0450PM | M | EKLC M127 | | | | 20 |
| | | L112 | 11171 | 0100PM-0450PM | M | EKLC M173 | | | | 20 |
| | | L121 | 11172 | 0800AM-1150AM | T | EKLC M127 | | | | 20 |
| | | L122 | 11173 | 0800AM-1150AM | T | EKLC M173 | | | | 20 |
| | | L131 | 11174 | 0100PM-0450PM | T | EKLC M127 | | | | 20 |
| | | L132 | 11175 | 0100PM-0450PM | T | EKLC M173 | | | | 20 |
| | | L141 | 11176 | 0330PM-0420PM | T | DUAN G1B27 | | | | 20 |
| | | | | 0600PM-0900PM | T | EKLC M127 | | | | 20 |
| | | L142 | 11177 | 0330PM-0420PM | T | CHEM 133 | | | | 20 |
| | | | | 0600PM-0900PM | T | EKLC M173 | | | | 20 |
| | | L151 | 11178 | 0100PM-0450PM | W | EKLC M127 | | | | 20 |

| Core Course | Department | Course Number | Credits | Course Title | Sec. Number | Call Number | Time/Days | Blgd/Rm | Instructor | Max. Enrollment | |
|-------------|---------------------|-------------------------|---------------|---|---------------|-------------|------------|---------|------------|-----------------|--|
| CHEM 1211 | 3 | GENERAL CHEM ENGINEERS | | PREREQS ENROLLMENT IN COLLEGE OF ENGINEERING; ONE YEAR HIGH SCHOOL CHEMISTRY OR SATISFACTORY PERFORMANCE IN CHEM 1001 OR CHEM 1021; & HIGH SCHOOL ALGEBRA. NOT RECOMMENDED FOR STUDENTS WITH GRADES BELOW B- IN CHEM 1001 OR 1021. COREQ CHEM 1221. SIMILAR TO CHEM 1111 & 1151. STUDENT MUST REGISTER FOR CHEMISTRY LECTURE (CHEM 1211) AND CHEMICAL ENGINEERING LAB (CHEM 1221). PLEASE SEE CHEMICAL ENGINEERING SECTION FOR LAB INFORMATION. EVENING EXAMS AT 7PM ON FEB 8, MAR 8, AND APR 12. STUDENT MAY NOT RECEIVE CREDIT FOR MORE THAN ONE OF CHEM 1211, 1111, OR 1151. | | | | | | | |
| | | 001 | 11246 | 1000AM-1050AM | MWF | CHEM 142 | JS SELBIN | | | 160 | |
| CHEM 3311 | 4 | ORGANIC CHEMISTRY 1 | | PREREQ CHEM 1131 OR 1171 OR EQUIV, MIN GRADE C-. COREQ CHEM 3321 OR 3361. FOR ENGINEERING STUDENTS ONLY, PREREQ CHEM 1211 OR EQUIV, MIN GRADE C-. EVENING EXAMS AT 7PM ON FEB 15, MAR 15, AND APR 19. | | | | | | | |
| | | 0 | 100 | 1000AM-1050AM | MWF | MCDB A2B70 | GB ELLISON | | | 160 | |
| | | | R121 | 11248 | 0800AM-0850AM | T | CHEM 270 | | | 20 | |
| | | | R131 | 11249 | 1200PM-1250PM | T | CHEM 270 | | | 22 | |
| | | | R132 | 11250 | 0500PM-0550PM | T | EKLC M203 | | | 22 | |
| | | | R141 | 11251 | 0800AM-0850AM | W | CHEM 270 | | | 20 | |
| | | | R151 | 11252 | 1200PM-1250PM | W | CHEM 270 | | | 20 | |
| | | | R152 | 11253 | 0500PM-0550PM | W | EKLC M203 | | | 20 | |
| | | | R161 | 11254 | 0800AM-0850AM | R | CHEM 270 | | | 18 | |
| | | | R162 | 11255 | 0800AM-0850AM | R | EKLC M203 | | | 18 | |
| | | | R171 | 11256 | 1200PM-1250PM | R | CHEM 270 | | | 18 | |
| CHEM 3321 | 1 | LAB/ORGANIC CHEMISTRY 1 | | PREREQ CHEM 1131, 1171, 1211 OR EQUIV; MIN GRADE C-. COREQ CHEM 3351 OR 3311. SIMILAR TO CHEM 3361. STUDENTS MAY RECEIVE CREDIT FOR ONLY ONE OF CHEM 3321 AND 3361. | | | | | | | |
| | | | 111 | 11257 | 0100PM-0350PM | M | EKLC M1B73 | | | 20 | |
| | | | 121 | 11258 | 0900AM-1150AM | T | EKLC M1B73 | | | 20 | |
| | | | 122 | 11259 | 0900AM-1150AM | T | EKLC M1B27 | | | 20 | |
| | | | 131 | 11260 | 0100PM-0350PM | T | EKLC M1B73 | | | 20 | |
| | | | 151 | 11261 | 0100PM-0350PM | W | EKLC M1B73 | | | 20 | |
| | | | 161 | 11262 | 0900AM-1150AM | R | EKLC M1B73 | | | 20 | |
| | | | 171 | 11263 | 0100PM-0350PM | R | EKLC M1B73 | | | 20 | |
| | | | 191 | 11264 | 0100PM-0350PM | F | EKLC M1B73 | | | 20 | |
| CHEM 3331 | 4 | ORGANIC CHEMISTRY 2 | | PREREQ CHEM 3311 OR 3351 AND CHEM 3321 OR 3361; MIN GRADE C-. PREREQ OR COREQ CHEM 3341 OR 3381. EVENING EXAMS AT 7PM ON FEB 15, MAR 15, AND APR 19. | | | | | | | |
| | | | 100 | 0900AM-0950AM | MWF | F A N141 | J. MICHL | | | 120 | |
| 0 | RECITATION | R121 | 11266 | 0800AM-0850AM | T | CHEM 133 | | | | 20 | |
| | | R122 | 11267 | 0500PM-0550PM | M | EKLC M203 | | | | 20 | |
| | | R131 | 11268 | 1200PM-1250PM | T | EKLC M203 | | | | 20 | |
| | | R161 | 11269 | 0800AM-0850AM | R | CHEM 133 | | | | 20 | |
| | | R162 | 11270 | 0800AM-0850AM | R | CHEM 131 | | | | 20 | |
| | | R171 | 11271 | 1200PM-1250PM | R | EKLC M203 | | | | 20 | |
| 4 | ORGANIC CHEMISTRY 2 | 200 | 1100AM-1150AM | MWF | CHEM 142 | RC LUM | | | | 160 | |
| 0 | RECITATION | R221 | 11273 | 0800AM-0850AM | T | EKLC M203 | | | | 20 | |
| | | R231 | 11274 | 1200PM-1250PM | T | DUAN G1B25 | | | | 20 | |
| | | R232 | 11275 | 0500PM-0550PM | T | CHEM 145 | | | | 20 | |
| | | R241 | 11276 | 0800AM-0850AM | W | CHEM 133. | | | | 20 | |
| | | R251 | 11277 | 1200PM-1250PM | W | DUAN G1B39 | | | | 20 | |
| | | R252 | 11278 | 0500PM-0550PM | W | CHEM 133 | | | | 20 | |
| | | R261 | 11279 | 0800AM-0850AM | R | HLMS 104 | | | | 20 | |
| | | R262 | 11280 | 0800AM-0850AM | R | CHEM 146 | | | | 10 | |
| | | R271 | 11281 | 1200PM-1250PM | R | DUAN G1B25 | | | | 20 | |
| CHEM 3341 | 1 | LAB/ORGANIC CHEMISTRY 2 | | PREREQ CHEM 3321 OR 3361; MIN GRADE C-. COREQ CHEM 3331 OR 3371. | | | | | | | |
| | | | 111 | 11282 | 0100PM-0350PM | M | EKLC M1B27 | | | 20 | |
| | | | 121 | 11283 | 0900AM-1150AM | T | EKLC M1B27 | | | 20 | |
| | | | 131 | 11284 | 0200PM-0450PM | T | EKLC M1B27 | | | 20 | |
| | | | 132 | 11285 | 0100PM-0350PM | T | EKLC M1B25 | | | 20 | |
| | | | 133 | 11286 | 0200PM-0450PM | T | EKLC M1B72 | | | 20 | |
| | | | 151 | 11287 | 0200PM-0450PM | W | EKLC M1B25 | | | 20 | |
| | | | 161 | 11288 | 0900AM-1150AM | R | EKLC M1B27 | | | 20 | |
| | | | 191 | 11289 | 0100PM-0350PM | F | EKLC M1B25 | | | 20 | |

| | | | | | | |
|-------------|---------------------|-------|---|------------|--------------|-----|
| | L152 | 11179 | 0100PM-0450PM W | EKLC M173 | | 20 |
| | L161 | 11180 | 0800AM-1150AM R | EKLC M127 | | 20 |
| | L162 | 11181 | 0800AM-1150AM R | EKLC M173 | | 20 |
| | L171 | 11182 | 0100PM-0450PM R | EKLC M127 | | 20 |
| | L172 | 11183 | 0100PM-0450PM R | EKLC M173 | | 20 |
| | L191 | 11184 | 0100PM-0450PM F | EKLC M127 | | 20 |
| | L192 | 11185 | 0100PM-0450PM F | EKLC M173 | | 20 |
| ◆ CHEM 1131 | 5 | | GENERAL CHEMISTRY 2 PREREQ CHEM 1111 OR EQUIV WITH A GRADE OF C OR HIGHER. STUDENTS MAY NOT RECEIVE CREDIT FOR BOTH CHEM 1131 AND CHEM 1171. EVENING EXAMS AT 7:30PM ON FEB 15, MAR 22, AND APR 19. | | | |
| | | 100 | 0800AM-0850AM MWF | CHEM 140 | LR KUCK | 246 |
| 0 | LAB | L110 | 0100PM-0450PM M | EKLC M126 | | 20 |
| | | L112 | 0100PM-0450PM M | EKLC M172 | | 20 |
| | | L120 | 0800AM-1150AM T | EKLC M126 | | 18 |
| | | L122 | 0800AM-1150AM T | EKLC M172 | | 10 |
| | | L130 | 0100PM-0450PM T | EKLC M126 | | 20 |
| | | L132 | 0100PM-0450PM T | EKLC M172 | | 20 |
| | | L140 | 0330PM-0420PM T | MUEN E126 | | 20 |
| | | | 0600PM-0850PM T | EKLC M175 | | |
| 0 | LAB | L150 | 0100PM-0450PM W | EKLC M126 | | 20 |
| | | L152 | 0100PM-0450PM W | EKLC M172 | | 20 |
| | | L160 | 0800AM-1150AM R | EKLC M126 | | 20 |
| | | L162 | 0800AM-1150AM R | EKLC M172 | | 20 |
| | | L164 | 0800AM-1150AM R | EKLC M125 | | 20 |
| | | L170 | 0100PM-0450PM R | EKLC M126 | | 18 |
| | | L172 | 0100PM-0450PM R | EKLC M172 | | |
| | | L174 | 0100PM-0450PM R | EKLC M125 | | |
| 5 | GENERAL CHEMISTRY 2 | 200 | 1000AM-1050AM MWF | CHEM 140 | CR KOVAL | 367 |
| 0 | LAB | L210 | 0100PM-0450PM M | EKLC M124 | | 16 |
| | | L212 | 0100PM-0450PM M | EKLC M174 | | 15 |
| | | L214 | 0100PM-0450PM M | EKLC M175 | | 20 |
| | | L220 | 0800AM-1150AM T | EKLC M124 | | 20 |
| | | L222 | 0800AM-1150AM T | EKLC M174 | | 20 |
| | | L224 | 0800AM-1150AM T | EKLC M175 | | 20 |
| | | L230 | 0100PM-0450PM T | EKLC M124 | | 20 |
| | | L232 | 0100PM-0450PM T | EKLC M174 | | 20 |
| | | L234 | 0100PM-0450PM T | EKLC M175 | | 20 |
| | | L240 | 0330PM-0420PM T | EKLC M203 | | 20 |
| | | | 0600PM-0850PM T | EKLC M124 | | |
| | | L250 | 0100PM-0450PM W | EKLC M124 | | 16 |
| | | L252 | 0100PM-0450PM W | EKLC M174 | | 20 |
| | | L254 | 0100PM-0450PM W | EKLC M175 | | 20 |
| | | L256 | 0100PM-0450PM W | EKLC M125 | | |
| | | L260 | 0800AM-1150AM R | EKLC M124 | | 20 |
| | | L262 | 0800AM-1150AM R | EKLC M174 | | 20 |
| | | L264 | 0800AM-1150AM R | EKLC M175 | | 20 |
| | | L270 | 0100PM-0450PM R | EKLC M124 | | 20 |
| | | L272 | 0100PM-0450PM R | EKLC M174 | | 20 |
| | | L274 | 0100PM-0450PM R | EKLC M175 | | 20 |
| | | L290 | 0100PM-0450PM F | EKLC M124 | | |
| | | L292 | 0100PM-0450PM F | EKLC M174 | | |
| | | L294 | 0100PM-0450PM F | EKLC M175 | | |
| ◆ CHEM 1171 | 6 | | HONORS GENERAL CHEM 2 PREREQ CHEM 1151 WITH A GRADE OF C- OR HIGHER. STUDENTS MAY NOT RECEIVE CREDIT FOR CHEM 1131 AND CHEM 1171. EVENING EXAMS AT 7PM ON FEB 15, MAR 15, AND APR 19. | | | |
| | | 100 | 1000AM-1050AM MWF | EKLC E1B20 | M ASIRVATHAM | 35 |
| 0 | LAB | L151 | 0100PM-0350PM MW | EKLC M273 | | 15 |
| | | L261 | 0900AM-1150AM TR | EKLC M273 | | 20 |
| | | L371 | 0100PM-0350PM TR | EKLC M273 | | |

◆ Indicates an arts and sciences core course.

| | | | | | | | |
|-------------|------------|------|--|-------------------|------------|------------|-----|
| | | 211 | 11290 | 0100PM-0350PM M | EKLC M1B25 | 20 | |
| | | 221 | 11291 | 0900AM-1150AM T | EKLC M1B25 | 20 | |
| | | 251 | 11292 | 0100PM-0350PM W | EKLC M1B27 | 20 | |
| | | 261 | 11293 | 0900AM-1150AM R | EKLC M1B25 | 20 | |
| | | 271 | 11294 | 0100PM-0350PM R | EKLC M1B25 | 20 | |
| | | 272 | 11295 | 0100PM-0350PM R | EKLC M1B27 | 20 | |
| | | 273 | 11296 | 0200PM-0450PM R | EKLC M1B72 | 20 | |
| | | 291 | 11297 | 0100PM-0350PM F | EKLC M1B72 | | |
| | | 292 | 11298 | 0100PM-0350PM F | EKLC M1B72 | | |
| CHEM 3371 | 4 | | ORG CHEM 2/CHEM/BIOCHEM PREREQ CHEM 3351 OR 3311 AND CHEM 3361 OR 3321 WITH MAJORS GRADES OF C- OR HIGHER; PREREQ OR COREQ CHEM 3381 OR 3341. SIMILAR TO CHEM 3331. EVENING EXAMS AT 7PM ON FEB 15, MAR 15, AND APR 19. | | | | |
| | | 001 | 0900AM-0950AM MWF | EKLC E1B50 | TH KOCH | 46 | |
| 0 | RECITATION | R121 | 11300 | 0800AM-0850AM T | CHEM 131 | 20 | |
| | | R151 | 11301 | 1200PM-1250PM W | EKLC E1B50 | 23 | |
| CHEM 3381 | 2 | | ORGANIC CHEM 2 LAB/MAJOR PREREQ CHEM 3361 OR 3321 AND 3341 WITH GRADES OF C- OR HIGHER. PREREQ OR COREQ CHEM 3371 OR 3331. | | | | |
| | | 111 | 11302 | 0100PM-0350PM MW | EKLC M1B72 | 20 | |
| | | 261 | 11303 | 0900AM-1150AM TR | EKLC M1B72 | 20 | |
| CHEM 4021 | 3 | | INORGANIC LABORATORY PREREQ CHEM 4011. | | | | |
| | | 010 | TBA | | MC DUBOIS | 10 | |
| 0 | LAB | L011 | 11305 | 0800AM-1050AM TR | EKLC M272 | 10 | |
| ◆ CHEM 4181 | 4 | | INSTRUMENTAL ANALYSIS PREREQ CHEM 4411 OR 4511. | | | | |
| | | 010 | 1100AM-1150AM MWF | CHEM 270 | KL ROWLEN | 20 | |
| 0 | LAB | L011 | 11307 | 1200PM-0550PM T | EKLC M272 | 8 | |
| | | L012 | 11308 | 1200PM-0550PM R | EKLC M272 | 8 | |
| | | L013 | 11309 | 0100PM-0350PM MW | EKLC M272 | 8 | |
| CHEM 4191 | 3 | | ENVIRON CHEM/BIOSPHERE PREREQS CHEM 3311-3331 OR 3351-3371 OR INSTRUCTOR CONSENT; BIOCHEMISTRY OR INORGANIC CHEMISTRY STRONGLY RECOMMENDED. SAME AS CHEM 5191. | | | | |
| | | 001 | 23534 | TBA | K SCHULZ | 10 | |
| CHEM 4431 | 3 | | PHYS CHEM/BIOCHEM APPL 2 PREREQ CHEM 4411/4511, AND MATH 2400 OR APPM 2350, AND PHYS 1120 OR 2020. SAME AS CHEM 5431 AND SIMILAR TO CHEM 4531. STUDENTS MAY RECEIVE CREDIT FOR ONLY ONE OF CHEM 4431, 5431 AND 4531. | | | | |
| | | 001 | 11311 | 0930AM-1045AM TR | EKLC E1B75 | J FALKE | 28 |
| CHEM 4511 | 3 | | PHYSICAL CHEMISTRY 1 PREREQS CHEM 3311 OR 3351, MATH 2400 OR APPM 2350, AND PHYS 1110, OR INSTRUCTOR CONSENT. COREQ PHYS 1120. SIMILAR TO CHEM 4411/5411. STUDENTS MAY RECEIVE CREDIT FOR ONLY ONE OF CHEM 4411/5411 AND 4511. | | | | |
| | | 001 | 11312 | 1100AM-1150AM MWF | CLRE 207 | V VAIDA | 52 |
| CHEM 4531 | 3 | | PHYSICAL CHEMISTRY 2 PREREQS CHEM 4511 OR 4411 AND PHYS 1120 OR 2020. SIMILAR TO CHEM 4431 AND 5431. STUDENTS MAY RECEIVE CREDIT FOR ONLY ONE OF CHEM 4431, 5431 AND 4531. | | | | |
| | | 001 | 11313 | 0900AM-0950AM MWF | EKLC W165 | RT SKODJE | 30 |
| CHEM 4541 | 2 | | PHYSICAL CHEMISTRY LAB PREREQ CHEM 4411 OR 4511 OR EQUIV COURSE IN THERMODYNAMICS. | | | | |
| | | 001 | 0100PM-0150PM MWF | EKLC M203 | SM GEORGE | 30 | |
| 0 | LAB | L010 | 11315 | 0200PM-0450PM M | EKLC M224 | 10 | |
| | | L020 | 11316 | 0900AM-1150AM T | EKLC M224 | | |
| | | L030 | 11317 | 0100PM-0350PM T | EKLC M224 | 10 | |
| | | L040 | 11318 | 0900AM-1150AM R | EKLC M224 | | |
| | | L050 | 11319 | 0100PM-0350PM R | EKLC M224 | 10 | |
| CHEM 4561 | 3 | | EXPER PHYSICAL CHEMISTRY PREREQ CHEM 4411 OR 4511 OR EQUIV COURSE IN THERMODYNAMICS. PREREQ OR COREQ CHEM 4431 OR 4531. | | | | |
| | | 001 | 0100PM-0150PM MWF | EKLC M203 | SM GEORGE | 10 | |
| 0 | LAB | L059 | 11321 | 0200PM-0450PM WF | EKLC M224 | 10 | |
| CHEM 4711 | 3 | | GENERAL BIOCHEMISTRY 1 PREREQ CHEM 3331 OR 3371. SAME AS CHEM 5711. EVENING EXAMS AT 6PM ON FEB 8, MAR 8, AND APR 12. | | | | |
| | | 001 | 11322 | 1100AM-1215PM TR | EKLC E1B20 | I OTA | 94 |
| CHEM 4731 | 3 | | GENERAL BIOCHEMISTRY 2 PREREQ CHEM 4711. SAME AS CHEM 5731. EVENING EXAMS AT 6PM ON FEB 8, MAR 8, AND APR 12. | | | | |
| | | 001 | 11323 | 1000AM-1050AM MWF | F A N141 | J GOODRICH | 140 |

Sections 700-899 are controlled enrollment - see department for eligibility

Core Course Department Course Number Credits Course Title Sec. Number Call Number Time/Days Bldg/Room Instructor Max. Enrollment

| | | | | | | | | | | |
|-------------|---|--------------------------|-------|---|-------------------------|--|--|--|-----|--|
| ◆ CHEM 4761 | 4 | BIOCHEMISTRY LABORATORY | | PREREQ CHEM 4711; CHEM 4731 OR MCDB 3500 HIGHLY RECOMMENDED. | | | | | | |
| | | | 015 | 11324 0100PM-0550PM MW | EKLC M225 | | | | 18 | |
| | | | 026 | 11325 0800AM-1250PM TR | EKLC M225 | | | | | |
| | | | 037 | 11326 0100PM-0550PM TR | EKLC M225 | | | | 18 | |
| CHEM 5151 | 3 | ATMOSPHERIC CHEMISTRY | | PREREQ GRAD STANDING OR INSTRUCTOR CONSENT. SAME AS ATOC 5151. | | | | | | |
| | | | 001 | 11386 0930AM-1045AM TR | EKLC M339 MA TOLBERT | | | | 6 | |
| CHEM 5181 | 3 | CHROM/ANALYT SEPARATIONS | | PREREQ UNDERGRAD PHYS CHEM OR INSTRUCTOR CONSENT. | | | | | | |
| | | | 001 | 11369 1000AM-1050AM MWF | EKLC M203 JW BIRKS | | | | 20 | |
| CHEM 5191 | 3 | ENVIRON CHEM BIOSPHERE | | PREREQS INSTRUCTOR CONSENT; CHEM 3311/3331 OR CHEM 3351/3371; BIOCHEMISTRY OR INORGANIC CHEMISTRY STRONGLY RECOMMENDED. SAME AS CHEM 4191. | | | | | | |
| | | | 001 | 23538 TBA | K SCHULZ | | | | 5 | |
| CHEM 5321 | 3 | ADV PHYSIC ORGANIC CHEM | | 001 23277 1000AM-1050AM MWF | EKLC W165 K PETERS | | | | 20 | |
| CHEM 5431 | 3 | PHYS CHEM/BIOCHEM APPL 2 | | PREREQS CHEM 5411 AND GRAD STANDING, OR INSTRUCTOR CONSENT. SAME AS CHEM 4431, SIMILAR TO CHEM 4531. STUDENTS MAY RECEIVE CREDIT FOR ONLY ONE OF CHEM 4531, 4431, 5531. | | | | | | |
| | | | 001 | 11373 0930AM-1045AM TR | EKLC E1B75 J FALKE | | | | 3 | |
| CHEM 5531 | 3 | STATISTICAL MECHANICS | | PREREQ UNDERGRAD PHYSICAL CHEMISTRY. | | | | | | |
| | | | 001 | 11374 1000AM-1050AM MWF | CHEM 270 R PARSON | | | | 15 | |
| CHEM 5561 | 3 | METH MOLECULAR BIOPHYS | | PREREQ 1 YEAR PHYSICAL CHEMISTRY, OR QUANTUM MECHANICS AND GRADUATE STANDING, OR INSTRUCTOR CONSENT. | | | | | | |
| | | | 001 | 11375 0200PM-0315PM TR | EKLC W165 * STAFF | | | | 20 | |
| CHEM 5591 | 3 | ADVN MOLEC SPECTROSCOPY | | PREREQS TWO SEMESTERS OF PHYSICAL CHEMISTRY AND GRAD STANDING, OR INSTRUCTOR CONSENT. | | | | | | |
| | | | 001 | 11377 0900AM-0950AM MWF | CHEM 133 DM JONAS | | | | 20 | |
| CHEM 5711 | 3 | GENERAL BIOCHEMISTRY 1 | | PREREQS 1 YR ORGANIC CHEMISTRY AND GRAD STANDING. SAME AS CHEM 4711. EVENING EXAMS AT 6PM ON FEB 8, MAR 8, AND APR 12. | | | | | | |
| | | | 001 | 11378 1100AM-1215PM TR | EKLC E1B20 IOTA | | | | 5 | |
| CHEM 5731 | 3 | GENERAL BIOCHEMISTRY 2 | | PREREQS CHEM 5711 AND GRAD STANDING, OR INSTRUCTOR CONSENT. SAME AS CHEM 4731. EVENING EXAMS AT 6PM ON FEB 8, MAR 8, AND APR 12. | | | | | | |
| | | | 001 | 11379 1000AM-1050AM MWF | F A N141 J GOODRICH | | | | 10 | |
| CHEM 5781 | 5 | ADVN GEN BIOCHEMISTRY 2 | | PREREQ CHEM 5771 OR INSTRUCTOR CONSENT. | | | | | | |
| | | | 001 | 11380 0900AM-1050AM MWF | EKLC W166 X LIU RR FALL | | | | 20 | |
| CHEM 5821 | 1 | CELL SIGNALING | | 001 23278 0900AM-0950AM R | EKLC W166 | | | | 20 | |
| CHEM 6001 | 1 | SEM-INORGANIC CHEMISTRY | | PREREQ GRAD STANDING OR INSTRUCTOR CONSENT. | | | | | | |
| | | | 001 | 11382 0400PM-0450PM R | EKLC W166 | | | | 20 | |
| CHEM 6101 | 1 | SEM-ANALYTICAL CHEMISTRY | | 001 11383 0400PM-0450PM M | SEE DEPT | | | | 15 | |
| CHEM 6301 | 1 | SEM-ORGANIC CHEMISTRY | | 001 11384 0400PM-0450PM M | SEE DEPT | | | | 10 | |
| CHEM 6311 | 3 | SP TPC-SYN ORGANIC CHEM | | PREREQS CHEM 5311 AND GRAD STANDING OR INSTRUCTOR CONSENT. | | | | | | |
| | | | 001 | 11385 0900AM-0950AM MWF | CHEM 270 RL HALCOMB | | | | 18 | |
| CHEM 6731 | 3 | ADVANCED BIOCHEM | | PREREQS 1 YR BIOCHEMISTRY, GRAD STANDING AND INSTRUCTOR CONSENT. ADDL TIME MAY BE REQUIRED OUTSIDE CLASS. | | | | | | |
| | | | 001 | 11388 1000AM-1050AM MWF | SEE DEPT NG AHN | | | | 10 | |
| CHEM 6801 | 0 | DEPARTMENTAL RESRCH SEM | | 001 11389 0400PM-0550PM M-F | CHEM 142 | | | | 109 | |

Classics - Humanities 340 (303-492-6257)

INDEPENDENT STUDY COURSE WORK IS AVAILABLE. PLEASE CONSULT THE DEPARTMENT OFFICE FOR FURTHER INFORMATION. GRADUATE STUDENTS NEEDING TO REGISTER FOR MASTER'S THESIS, MASTER'S DEGREE CANDIDATE, OR DOCTORAL THESIS, PLEASE CONSULT THE DEPARTMENT FOR FURTHER INFORMATION.

I. General Classics

| | | | | | | | | | | |
|-------------|---|--------------------------|-------|-----------------------------|------------------------|--|--|--|-----|--|
| ◆ CLAS 1100 | 3 | GREEK MYTHOLOGY | | 001 22587 0900AM-0950AM MWF | HUMN 1B50 * UNASSIGNED | | | | 250 | |
| ◆ CLAS 1110 | 3 | MSTPC/GREEK LIT TRANSLAT | | 001 22588 0100PM-0150PM MWF | HUMN 1B90 S. PRINCE | | | | 50 | |
| ◆ CLAS 1120 | 3 | MSTPC/ROMAN LIT TRANSLAT | | 001 11781 0930AM-1045AM TR | HUMN 135 JB CHURCHILL | | | | 75 | |
| ◆ CLAS 1140 | 3 | ROMAN CIVILIZATION | | 001 22589 0900AM-0950AM MWF | HUMN 135 D DOLL | | | | 75 | |
| | | | | 880 1230AM-0145AM TR | LIBR N424A EC KOPFF | | | | 15 | |

VI. Art and Archaeology

| | | | | | | | | | | |
|-------------|---|---------------------------|-------|---|--------------------------|--|--|--|----|--|
| ◆ CLAS 1009 | 3 | GREEK ART/ARCHAEOLOGY | | SAME AS FINE 1009. | | | | | | |
| | | | 001 | 22609 1100AM-1215PM TR | HLMS 199 ERM DUSINBERRE | | | | 45 | |
| CLAS 4059 | 3 | CLASSICAL ART/ARCHAEOLOGY | | PREREQ ONE 3000-LEVEL ART HISTORY COURSE. SAME AS CLAS 5059 AND FINE 4059/5059. | | | | | | |
| | | | 001 | 22686 0200PM-0315PM TR | HUMN 1B70 ERM DUSINBERRE | | | | 10 | |
| CLAS 5059 | 3 | CLASSICAL ART/ARCHAEOLOGY | | PREREQ ONE 3000-LEVEL ART HISTORY COURSE. SAME AS CLAS 4059 AND FINE 4059/5059. | | | | | | |
| | | | 001 | 22687 0200PM-0315PM TR | HUMN 1B70 ERM DUSINBERRE | | | | 3 | |

Communication - Hellems 94 (303-492-7306)

TO ENSURE CLASS ENROLLMENT, STUDENTS MUST ATTEND BY THE THIRD CLASS SESSION. THOSE STUDENTS WHO DO NOT MAY BE ADMINISTRATIVELY DROPPED. INDEPENDENT STUDY WORK IS AVAILABLE AND CAN BE PURSUED BY CONSULTING THE DEPARTMENT OFFICE. GRADUATE STUDENTS NEEDING TO REGISTER FOR MASTER'S THESIS, MASTER'S DEGREE CANDIDATE, OR DOCTORAL THESIS, PLEASE CONSULT THE DEPARTMENT FOR FURTHER INFORMATION. COURSES NUMBERED 6000 AND ABOVE ARE RESTRICTED TO GRADUATE STUDENTS.

| | | | | | | | | | | |
|-------------|---|--------------------------|-------|-----------------------------|------------|--|--|--|-----|--|
| COMM 1300 | 3 | PUBLIC SPEAKING | | 001 11894 0800AM-0850AM MWF | EKLC E1B75 | | | | 20 | |
| | | | | 002 11895 0800AM-0850AM MWF | ECON 205 | | | | 20 | |
| | | | | 003 11896 1000AM-1050AM MWF | EKLC E1B75 | | | | 20 | |
| | | | | 004 11897 1100AM-1150AM MWF | EKLC E1B75 | | | | 20 | |
| | | | | 005 11898 1200PM-1250PM MWF | EKLC E1B75 | | | | 20 | |
| | | | | 007 11900 0200PM-0250PM MWF | EKLC E1B75 | | | | 20 | |
| | | | | 009 11902 0800AM-0915AM TR | EKLC E1B75 | | | | 20 | |
| | | | | 010 11903 1230PM-0145PM TR | EKLC E1B75 | | | | 20 | |
| | | | | 011 11904 0200PM-0315PM TR | EKLC E1B75 | | | | 20 | |
| | | | | 012 11905 0330PM-0445PM TR | EKLC E1B75 | | | | 20 | |
| COMM 1600 | 3 | INTERACTION SKILLS | | 001 11907 0800AM-0850AM MWF | HLMS 251 | | | | 25 | |
| | | | | 002 11908 1000AM-1050AM MWF | HLMS 251 | | | | 25 | |
| | | | | 003 11909 1200PM-1250PM MWF | HLMS 251 | | | | 25 | |
| | | | | 004 11910 0100PM-0150PM MWF | HLMS 251 | | | | 25 | |
| | | | | 005 11911 0200PM-0250PM MWF | HLMS 251 | | | | 25 | |
| | | | | 006 11912 0300PM-0350PM MWF | HLMS 251 | | | | 25 | |
| | | | | 007 11913 0800AM-0915AM TR | HLMS 251 | | | | 25 | |
| | | | | 008 11914 0200PM-0315PM TR | HLMS 251 | | | | 25 | |
| | | | | 009 11915 1230PM-0145PM TR | HLMS 251 | | | | 25 | |
| | | | | 010 11916 0330PM-0445PM TR | HLMS 251 | | | | 25 | |
| ◆ COMM 2210 | 3 | PERSPECTIVES HUMAN COMM | | 010 0900AM-0950AM MW | HUMN 150 | | | | 150 | |
| | | 0 RECITATION | | R011 11919 0800AM-0850AM F | HLMS 141 | | | | 25 | |
| | | | | R012 11920 0900AM-0950AM F | HLMS 199 | | | | 25 | |
| | | | | R013 11921 1100AM-1150AM F | ENV D 122 | | | | 25 | |
| | | | | R014 11922 1200PM-1250PM F | GUGG 205 | | | | 25 | |
| | | | | R015 11923 0100PM-0150PM F | KTCH 301 | | | | 25 | |
| | | | | R016 22294 0200PM-0250PM F | HLMS 185 | | | | 25 | |
| ◆ COMM 2400 | 3 | COMMUNICATION/SOCIETY | | 001 11924 1000AM-1050AM MWF | HUMN 150 | | | | 150 | |
| COMM 2500 | 3 | INTERPERSONAL COMM | | 001 11925 1000AM-1050AM MWF | ECON 205 | | | | 25 | |
| | | | | 002 11926 1200PM-1250PM MWF | ECON 205 | | | | 25 | |
| | | | | 003 11927 1230PM-0145PM TR | HLMS 241 | | | | 25 | |
| | | | | 004 11928 0800AM-0915AM TR | ECON 205 | | | | 25 | |
| COMM 2600 | 3 | ORGANIZATIONAL COMM | | 001 11929 0900AM-0950AM MWF | ECON 205 | | | | 25 | |
| | | | | 002 11930 1100AM-1150AM MWF | MUEN E123 | | | | 25 | |
| | | | | 003 11931 0930AM-1045AM TR | HALE 240 | | | | 25 | |
| | | | | 004 11932 0800AM-0915AM TR | HALE 240 | | | | 25 | |
| | | | | 800 1100AM-1150AM MWF | GUGG 205 | | | | 25 | |
| ◆ COMM 3100 | 3 | CURR ISSUES-COMM/SOCIETY | | RESTRICTED TO JRS/SRS. | | | | | | |
| | | | | 001 11933 0900AM-0950AM MWF | EKLC E1B75 | | | | 25 | |
| | | | | 002 11934 1100AM-1150AM MWF | ECON 205 | | | | 25 | |
| | | | | 003 11935 1100AM-1215PM TR | HLMS 251 | | | | 25 | |
| | | | | 004 11936 1230PM-0145PM TR | ECON 205 | | | | 25 | |

| | | | | | | | | |
|-------------|---|-------------------------|---|-----------|-------------------|-----------|--------------|----|
| ◆ CLAS 4040 | 3 | SEM IN CLASS ANTIQUITY | PREREQ SECOND-YEAR PROFICIENCY IN LATIN OR GREEK. | 001 22590 | 0300PM-0350PM MWF | HUMN 370 | NE LENSKI | 15 |
| ◆ CLAS 4120 | 3 | GREEK AND ROMAN TRAGEDY | SAME AS CLAS 5120. | 001 11793 | 1100AM-1150AM MWF | HUMN 1B90 | * UNASSIGNED | 40 |
| CLAS 5120 | 3 | GREEK AND ROMAN TRAGEDY | SAME AS CLAS 4120. | 001 11815 | 1100AM-1150AM MWF | HUMN 1B90 | * UNASSIGNED | 5 |
| CLAS 5800 | 3 | PHILOSOPHY OF PLATO | | 001 22801 | 0200PM-0315PM TR | HLMS 177 | GR CARONE | 5 |

II. Ancient History

| | | | | | | | | |
|-----------|---|------------------------|---|-----------|-------------------|----------|------------|----|
| CLAS 1041 | 3 | WAR SOC IN ANC GREECE | SAME AS HIST 1041. | 001 22591 | 1200PM-1250PM MWF | HLMS 201 | P HUNT | 45 |
| CLAS 4021 | 3 | ATHENS/GREEK DEMOCRACY | SAME AS CLAS 5021 AND HIST 4021. | 001 22593 | 1100AM-1150AM MWF | HUMN 125 | E SHUTRMPF | 18 |
| CLAS 5021 | 3 | ATHENS/GREEK DEMOCRACY | SAME AS CLAS 4021 AND HIST 4021. | 001 22595 | 1100AM-1150AM MWF | HUMN 125 | E SHUTRMPF | 5 |
| CLAS 7012 | 3 | SEM-EURIPIDES | PREREQ GRAD STANDING (MA OR PHD STUDENTS ONLY). | 001 11842 | 0200PM-0315PM MW | HALE 235 | JC GIBERT | 15 |

III. Greek

STUDENTS WILL NOT RECEIVE CREDIT FOR A LOWER LEVEL COURSE IN FOREIGN LANGUAGE INSTRUCTION TAKEN AFTER CREDIT HAS BEEN GIVEN FOR A HIGHER LEVEL COURSE IN THE SAME LANGUAGE SEQUENCE. FOR EXAMPLE, STUDENTS WILL NOT RECEIVE CREDIT FOR CLAS 1013 AFTER THEY HAVE TAKEN AND PASSED CLAS 1023.

| | | | | | | | | |
|-------------|---|--------------------------|---|-----------|--------------------|----------|------------|----|
| ◆ CLAS 1023 | 4 | BEGIN CLASSICAL GREEK 2 | PREREQ CLAS 1013 OR EQUIV. | 001 11775 | 1000AM-1050AM MTRF | HUMN 160 | P HUNT | 18 |
| CLAS 3123 | 3 | INTERMED CLASS GREEK 2 | PREREQS CLAS 1013, 1023, 3113, OR EQUIV. | 001 11786 | 1000AM-1050AM MWF | EDUC 134 | S. PRINCE | 20 |
| CLAS 4093 | 3 | SURVEY OF GREEK LIT | PREREQS CLAS 3113-3123 OR EQUIV. SAME AS CLAS 5093. | 001 22596 | 1200PM-1250PM MWF | HUMN 245 | JC GIBERT | 15 |
| CLAS 5093 | 3 | SURVEY OF GREEK LIT | PREREQS CLAS 3113-3123 OR EQUIV. SAME AS CLAS 4093. | 001 22597 | 1200PM-1250PM MWF | HUMN 245 | JC GIBERT | 5 |
| CLAS 6003 | 3 | RDG-GREEK HISTORIOGRAPHY | | 001 22598 | 0400PM-0515PM MW | HUMN 190 | E SHUTRMPF | 15 |

IV. Latin

STUDENTS WILL NOT RECEIVE CREDIT FOR A LOWER LEVEL COURSE IN FOREIGN LANGUAGE INSTRUCTION TAKEN AFTER CREDIT HAS BEEN GIVEN FOR A HIGHER LEVEL COURSE IN THE SAME LANGUAGE SEQUENCE. FOR EXAMPLE, STUDENTS WILL NOT RECEIVE CREDIT FOR CLAS 1014 AFTER THEY HAVE TAKEN AND PASSED CLAS 2114.

| | | | | | | | | |
|-------------|---|------------------------|---|-----------|--------------------|----------|--------------|----|
| ◆ CLAS 1014 | 4 | BEGINNING LATIN 1 | | 001 11772 | 1100AM-1150AM MTRF | HLMS 271 | * UNASSIGNED | 25 |
| ◆ CLAS 1024 | 4 | BEGINNING LATIN 2 | PREREQ CLAS 1014 OR EQUIV. | 001 11776 | 0900AM-0950AM MTRF | HUMN 190 | * UNASSIGNED | 25 |
| | | | | 002 11777 | 1000AM-1050AM MTRF | HUMN 190 | * UNASSIGNED | 25 |
| | | | | 003 11778 | 1100AM-1150AM MTRF | HUMN 190 | BA HILL | 25 |
| ◆ CLAS 2114 | 4 | INTERMEDIATE LATIN 1 | PREREQ CLAS 1024 OR EQUIV. | 001 11783 | 1200PM-1250PM MTRF | HUMN 160 | * UNASSIGNED | 18 |
| | | | | 800 | 1100AM-1150AM MTRF | HUMN 160 | R JESSUP | 15 |
| CLAS 2124 | 4 | INTERMEDIATE LATIN 2 | | 001 11784 | 0100PM-0150PM MTRF | HLMS 271 | NE LENSKI | 25 |
| CLAS 3024 | 3 | INTRODUCTION TO POETRY | | 001 22600 | 0930AM-1045AM TR | COTT 111 | A E TRAILL | 13 |
| CLAS 4014 | 3 | TOPICS IN LATIN PROSE | PREREQS CLAS 3014-3024 OR EQUIV. SAME AS CLAS 5014. | 001 22601 | 1230PM-0145PM TR | HUMN 335 | JB CHURCHILL | 15 |
| CLAS 5014 | 3 | TOPICS IN LATIN PROSE | SAME AS CLAS 4014. | 001 22602 | 1230PM-0145PM TR | HUMN 335 | JB CHURCHILL | 5 |
| CLAS 5814 | 3 | ACCELERATED LATIN 2 | PREREQ CLAS 5804. | 001 22684 | 1200PM-1250PM MWF | HUMN 370 | D DOLL | 15 |
| CLAS 7014 | 3 | SEM-ROMAN COMEDY | | 001 22606 | 0330PM-0445PM TR | HUMN 245 | A E TRAILL | 15 |

V. Honors

| | | | | | | | | |
|-------------|---|--------------------------|--|--|--|--|--|--|
| ◆ CLAS 2020 | 3 | SCI IN ANCIENT WRLD:HONR | THIS IS AN HONORS PROGRAM COURSE; SEE THE HONORS PROGRAM OFFICE, LIBR M300C. | | | | | |
|-------------|---|--------------------------|--|--|--|--|--|--|

| | | | | | | | | |
|-----------|-----|--------------------------|--|------------|-------------------|-----------|------------|-----|
| | | | | 005 11937 | 0200PM-0315PM TR | ECON 205 | | 25 |
| | | | | 006 11938 | 1230PM-0145PM TR | GUGG 2 | | 25 |
| | | | | 007 11939 | 0900AM-0950AM MWF | HLMS 251 | | 25 |
| | | | | 008 22295 | 0200PM-0250PM MWF | HLMS 191 | | 25 |
| | | | | 009 23041 | 1100AM-1150AM MWF | HLMS 251 | | 25 |
| COMM 3210 | 3 | HUMAN COMM THEORY | | 001 22300 | 1100AM-1150AM MWF | HUMN 150 | | 100 |
| COMM 3250 | 3 | EMPIRICAL RESRCH METHODS | RECOMMENDED PREREQS COMM 2310, 3210. RESTRICTED TO JRS/SRS. | | | | | |
| | | | | 001 11944 | 0200PM-0250PM MWF | ECON 205 | | 25 |
| COMM 3300 | 3 | RHETORIC FNDATIONS COMM | | 010 | 1000AM-1050AM MWF | HUMN 1880 | | 74 |
| | 0 | RECITATION | | R011 22303 | 0800AM-0850AM F | HUMN 1B90 | | 24 |
| | | | | R012 22304 | 0900AM-0950AM F | HUMN 1B70 | | 25 |
| | | | | R013 22305 | 1000AM-1050AM F | HUMN 1B70 | | 25 |
| COMM 3310 | 3 | PRIN/PAC ARGUMENTATION | | 001 22306 | 1000AM-1050AM MWF | HLMS 185 | | 24 |
| | | | | 002 22307 | 1200PM-1250PM MWF | CLRE 211 | | 24 |
| | | | | 003 22308 | 0100PM-0150PM MWF | HLMS 185 | | 24 |
| | | | | 004 22309 | 0300PM-0350PM MWF | HLMS 185 | | 24 |
| | | | | 005 22310 | 0800AM-0915AM TR | CLRE 209 | | 24 |
| | | | | 006 22311 | 1100AM-1215PM TR | CLRE 211 | | 24 |
| COMM 3360 | 3 | RHETORICAL CRITICISM | | 001 22347 | 0330PM-0445PM TR | KTCH 119 | | 25 |
| COMM 4000 | 1-3 | TPC-INTERCULTURAL COMM | | 001 23042 | 0200PM-0315PM TR | HUMN 135 | | 75 |
| COMM 4220 | 3 | SEM-FUNC-COMM THEORY | PREREQS COMM 1300, 1600, 2210. RESTRICTED TO JRS/SRS. | | | | | |
| | | SEM-FUNC-COMM THEORY | | 001 11947 | 0930AM-1045AM TR | MUEN D144 | | 25 |
| | | SEM-FUNCTIONS-CONFLICT | | 002 11948 | 0200PM-0250PM MWF | HLMS 193 | | 25 |
| | | SEM-FUNCTIONS OF COMM | | 810 | 0300PM-0530PM M | HLMS 267 | | 24 |
| COMM 4300 | 3 | SEM-RHET & CIVIC COMMUN | | 001 22552 | 0330PM-0445PM TR | HLMS 267 | | 25 |
| | | SEM-TELEVISION CRITICISM | | 002 22553 | 1100AM-1215PM TR | MUEN D144 | | 25 |
| | | SEM-RHET & ETHCS IN COMM | | 003 22554 | 1230PM-0145PM TR | MUEN D144 | | 20 |
| COMM 4400 | 3 | SEM CODE-NONVRB DIM COMM | | 001 11951 | 0930AM-1045AM TR | HLMS 185 | | 25 |
| COMM 4510 | 3 | SEM-MICRO-ANALY INTERACT | PREREQS COMM 1300, 1600, 2210. RECOMMENDED PREREQS COMM 2500, 3250. SAME AS COMM 5510. | | | | | |
| | | SEM-MICRO-ANALY INTERACT | | 001 11952 | 1100AM-1215PM TR | ECON 205 | | 25 |
| | | SEM-INTERPERSONAL COMM | | 800 | 0930AM-1045AM TR | HLMS 251 | | 25 |
| COMM 4600 | 3 | ORGANIZATIONAL COMM | | 001 22322 | 0900AM-0950AM MWF | MUEN E131 | | 25 |
| | | SEM-COMMUNC TECHNOLOGIES | | 002 11956 | 1100AM-1215PM TR | HLMS 237 | | 22 |
| COMM 4930 | 1-6 | SENIOR INTERNSHIP | | 808 | TBA | | SE JONES | 35 |
| | | | | 815 | TBA | | MH JACKSON | 35 |
| COMM 5300 | 3 | SEMINAR: RHETORIC | | 001 22555 | 1230PM-0145PM TR | MUEN D144 | | 5 |
| COMM 6200 | 3 | SEM-SELECTED TOPICS | PREREQ GRAD STANDING OR INSTRUCTOR CONSENT. | | | | | |
| | | | | 001 12027 | 0500PM-0730PM W | HLMS 259 | | 20 |
| | 1-3 | SEM-MICROETHNOGRAPHY | | 002 12028 | 0200PM-0315PM TR | CLRE 209 | | 15 |
| | | SEM-CRIT/CULTR STD TECHN | | 003 12029 | 0630PM-0900PM T | HUMN 160 | | 20 |
| COMM 6500 | 3 | ADV READINGS IN RHETORIC | | 001 22323 | 0330PM-0600PM M | GUGG 2 | | 20 |

Core Course
Department
Course Number
Credits
Course Title

Sec. Number
Call Number
Time/Days

Blgd/Room
Instructor

Max.
Enrollment

Comparative Literature - Ketchum 233 (303-492-5561)

COML 6970 3 COLLQ-AESTHETICS/POLITCS 001 11868 0300PM-0530PM W KTCH 231 D FERRIS 12

Dance - Theater C132 (303-492-7355)

INDEPENDENT STUDY COURSE WORK IS AVAILABLE. PLEASE CONSULT THE DEPARTMENT OFFICE FOR FURTHER INFORMATION. GRADUATE STUDENTS NEEDING TO REGISTER FOR MASTER'S THESIS, MASTER'S DEGREE CANDIDATE, PLEASE CONSULT THE DEPARTMENT OFFICE FOR FURTHER INFORMATION. THIS DEPARTMENT USES RESEQUENCED WAIT LISTS. (SEE "WAIT LISTS" IN THE FRONT OF THIS SCHEDULE.) SELECTED COURSES IN THIS DEPARTMENT HAVE A COURSE FEE OF \$15-35 (SUBJECT TO CHANGE) FOR SPECIALIZED SUPPLIES AND EQUIPMENT. REFER TO THE TUITION AND FEES SECTION OF THIS HANDBOOK.

I. Nonmajor Technique

| | | | | | | | | |
|-------------|--------------------------|-------|---|------------------------|--|--|--|----|
| DNCE 1000 2 | BEG. MODERN DANCE | | ACCOMPANIST FEE: \$30. | | | | | |
| | | 001 | 13118 0815AM-0945AM MW | THTR W350 | | | | 30 |
| | | 002 | 13119 1200PM-0130PM MW | CARL E012 | | | | 40 |
| | | 003 | 23069 0215PM-0345PM TR | CARL E012 | | | | 40 |
| DNCE 1020 1 | BEGIN MODRN DNCE W/EXPER | | ACCOMPANIST FEE: \$30. | | | | | |
| | | 001 | 22364 1200PM-0115PM TR | CARL E012 TR HANKIN | | | | 40 |
| DNCE 1100 1 | BEGINNING BALLET | | ACCOMPANIST FEE: \$30. | | | | | |
| | | 001 | 13121 0330PM-0430PM TR | THTR W150 | | | | 40 |
| DNCE 1120 1 | BEGIN BALLET W/EXPERINCE | | PREREQ DNCE 1100. ACCOMPANIST FEE: \$30. | | | | | |
| | | 001 | 13122 0445PM-0545PM TR | THTR W350 | | | | 30 |
| DNCE 1200 1 | BEGINNING JAZZ DANCE | | NO EXPERIENCE REQUIRED. MUSIC FEE: \$15. | | | | | |
| | | 001 | 13124 0830AM-0930AM MW | THTR W150 | | | | 40 |
| DNCE 1220 1 | BEGIN JAZZ DANCE W/EXPER | | PREREQ DNCE 1200. MUSIC FEE: \$15. | | | | | |
| | | 001 | 13125 0830AM-0930AM TR | THTR W150 | | | | 40 |
| DNCE 1900 1 | TECHNQ PRACT-FUNK | | 001 23459 0830AM-0930AM TR | CARL E012 | | | | 40 |
| DNCE 2140 1 | LOW INTERMEDIATE BALLET | | PREREQ DNCE 1120. ACCOMPANIST FEE: \$30. | | | | | |
| | | 001 | 13131 0145PM-0300PM TR | THTR W350 | | | | 30 |
| DNCE 2240 1 | INTERMEDIATE JAZZ | | PREREQS DNCE 1200 AND 1220. MUSIC FEE: \$15. | | | | | |
| | | 001 | 13132 0830AM-0945AM MW | CARL E012 | | | | 40 |
| DNCE 2510 2 | AFRICAN AMERICAN DANCE 2 | | SAME AS BLST 2410 AND DNCE 2410. ACCOMPANIST FEE: \$35. MUST BE TAKEN FOR CREDIT. | | | | | |
| | | 001 | 13133 0330PM-0500PM MW | THTR W150 O OZUZU | | | | 40 |
| | | 002 | 13134 0145PM-0315PM TR | THTR W150 O OZUZU | | | | 40 |
| DNCE 3160 1 | INTERMEDIATE BALLET | | AUDITION NOV 2, 12-1:30, THTR W150, OR ATTEND CLASS JAN 16 FOR AUDITION INFORMATION. ACCOMPANIST FEE: \$30. | | | | | |
| | | 801 | 1200PM-0130PM TR | THTR W150 H R HAIG | | | | 30 |
| DNCE 4180 1 | ADVANCED BALLET | | AUDITION NOV 1, 12-1:30, THTR W150, OR ATTEND CLASS JAN 17 FOR AUDITION INFORMATION. ACCOMPANIST FEE: \$30. | | | | | |
| | | 801 | 1200PM-0130PM MW | THTR W150 H R HAIG | | | | 30 |
| DNCE 4260 1 | ADV JAZZ DANCE TECHNIQUE | | SAME AS DNCE 5260 ATTEND FIRST CLASS TO AUDITION. MUSIC FEE: \$15. | | | | | |
| | | 801 | 1200PM-0130PM TR | THTR W350 N CRANBOURNE | | | | 20 |
| DNCE 5260 1 | ADV JAZZ DANCE TECHNIQUE | | SAME AS DNCE 4260. ATTEND FIRST CLASS TO AUDITION. MUSIC FEE: \$15. | | | | | |
| | | 801 | 1200PM-0130PM TR | THTR W350 N CRANBOURNE | | | | 20 |

II. Major Technique

ALL MAJOR TECHNIQUE COURSES ARE CONTROLLED ENROLLMENT. PLEASE SEE THE DEPARTMENT OFFICE FOR ELIGIBILITY.

| | | | | | | | | |
|-------------|--------------------------|-------|--|------------------------|--|--|--|----|
| DNCE 2021 2 | BEGINNING MOD DNCE/MAJOR | | MAJORS AND INTERESTED STUDENTS MUST ATTEND CLASS JAN 16, THTR W150. ACCOMPANIST FEE: \$30. | | | | | |
| | | 801 | 1000AM-1130AM M-F | THTR W150 M SPENCER | | | | 25 |
| DNCE 3041 2 | INTERMED MOD DNCE/MAJORS | | MAJORS AND INTERESTED STUDENTS MUST ATTEND CLASS JAN 16, THTR W150. ACCOMPANIST FEE: \$30. | | | | | |
| | | 801 | 1000AM-1130AM M-F | THTR W350 TR HANKIN | | | | 20 |
| DNCE 3601 2 | ALEXANDER TECHNIQUE | | 810 1130AM-0100PM F | THTR W325 NM DIACHENKO | | | | 12 |
| | 0 LAB | | L811 1100AM-0130PM W | THTR W325 NM DIACHENKO | | | | 6 |
| | | L812 | 0130PM-0400PM F | THTR W325 NM DIACHENKO | | | | 6 |

East Asian Languages and Civilizations

Humanities 240 (303-492-6639)

| | | | | | | | | |
|---------------|------------------------|-------|----------------------------|----------|------------|--|--|----|
| ◆ EALC 1011 4 | INTRO TRAD E ASIAN CIV | | 010 0100PM-0150PM MWF | HUMN 250 | TF KLEEMAN | | | 93 |
| | | | | | JP KEHLEN | | | |
| | 0 RECITATION | | R011 22648 0200PM-0250PM M | HUMN 190 | | | | 15 |
| | | | R012 22649 0300PM-0350PM M | CHEM 131 | | | | 15 |
| | | | R013 22650 1000AM-1050AM T | EDUC 136 | | | | 15 |
| | | | R014 22651 0330PM-0420PM T | HUMN 186 | | | | 16 |
| | | | R015 22652 1000AM-1050AM W | KTCH 119 | | | | 16 |
| | | | R016 22653 1100AM-1150AM W | HUMN 190 | | | | 16 |
| EALC 5950 1 | PERSPECTIVES ON EAL | | 001 22647 1200PM-1250PM MW | CHEM 146 | LR RODD | | | 10 |

Chinese

STUDENTS MUST ACHIEVE A GRADE OF C- OR BETTER TO PROGRESS TO THE NEXT LEVEL OF A LANGUAGE COURSE. STUDENTS WILL NOT RECEIVE CREDIT FOR A LOWER LEVEL COURSE IN FOREIGN LANGUAGE INSTRUCTION TAKEN AFTER CREDIT HAS BEEN GIVEN FOR A HIGHER LEVEL COURSE IN THE SAME LANGUAGE SEQUENCE. FOR EXAMPLE, STUDENTS WILL NOT RECEIVE CREDIT FOR CHIN 1010 AFTER THEY HAVE PASSED CHIN 2110. INDEPENDENT STUDY COURSE WORK IS AVAILABLE. PLEASE CONSULT THE DEPARTMENT OFFICE FOR FURTHER INFORMATION. SELECTED COURSES IN THIS DEPARTMENT HAVE A COURSE FEE OF \$20 (SUBJECT TO CHANGE) IN SUPPORT OF ALTEC. REFER TO THE TUITION AND FEES SECTION OF THIS HANDBOOK.

I. Chinese

| | | | | | | | | |
|---------------|--------------------------|-------|--|----------|--------------|--|--|----|
| ◆ CHIN 1020 5 | BEGINNING CHINESE 2 | | PREREQ CHIN 1010 OR EQUIV. COURSE FEE: \$20 | | | | | |
| | | 001 | 11715 0900AM-0950AM M-F | HUMN 145 | FY CHAO | | | 16 |
| | | 002 | 11716 1000AM-1050AM M-F | HUMN 145 | FY CHAO | | | 16 |
| | | 003 | 11717 1100AM-1150AM M-F | HUMN 145 | FY CHAO | | | 16 |
| CHIN 2120 5 | INTERMED CHINESE 2 | | PREREQ CHIN 2110 OR EQUIV. COURSE FEE: \$20. | | | | | |
| | | 001 | 11718 1000AM-1050AM M-F | HUMN 245 | H.L. ROBERTS | | | 15 |
| CHIN 3120 5 | ADVANCED CHINESE 2 | | PREREQ CHIN 3110 OR EQUIV. | | | | | |
| | | 001 | 11721 0900AM-0950AM M-F | HUMN 245 | H.L. ROBERTS | | | 18 |
| CHIN 4120 3 | ADV RDGS/MODRN CHINESE 2 | | PREREQ CHIN 4110 OR INSTRUCTOR CONSENT. | | | | | |
| | | 001 | 11722 1200PM-1250PM MWF | HUMN 335 | FY CHAO | | | 13 |
| CHIN 4220 4 | RDGS-CLASSICAL CHINESE | | PREREQ CHIN 4210 OR INSTRUCTOR CONSENT. | | | | | |
| | | 001 | 11723 1100AM-1150AM MTWF | HUMN 245 | J.M. FARMER | | | 18 |
| CHIN 4300 3 | OPN TPS: RDGS/CHIN LIT | | PREREQ INSTRUCTOR CONSENT. | | | | | |
| | | 801 | 0200PM-0315PM TR | HUMN 186 | MK SPRING | | | 10 |
| | | | 0500PM-0650PM M | HUMN 186 | | | | |
| CHIN 5010 3 | SINOLOGICAL METHODS | | PREREQ CHIN 4220 OR EQUIV. | | | | | |
| | | 001 | 11732 0400PM-0530PM MR | HUMN 370 | J.M. FARMER | | | 15 |
| CHIN 5150 3 | LITERARY TRANSLATION | | 001 23545 0330PM-0600PM T | HUMN 370 | HC GOLDBLATT | | | 12 |
| CHIN 5410 3 | MEDIAEVAL PROSE | | 001 22657 0400PM-0630PM W | HUMN 370 | MK SPRING | | | 20 |

II. Chinese Courses In English

| | | | | | | | | |
|-------------|--------------------------|-------|-----------------------------|----------|-------------|--|--|----|
| CHIN 2441 3 | FILM/DYNAMICS/CHIN CULT | | COURSE FEE: \$20 | | | | | |
| | | 001 | 11720 0200PM-0315PM TR | HUMN 186 | MK SPRING | | | 17 |
| | | | 0500PM-0730PM M | HUMN 186 | | | | |
| CHIN 3311 3 | TAO & WRLD IN MEDV CHINA | | 001 22656 0200PM-0250PM MWF | HUMN 370 | J.M. FARMER | | | 20 |

| | | | | | | | | | |
|-----------|---|--------------------------|---|-----|-------------------|-----------|----------|----|--|
| DNCE 4061 | 2 | ADV MOD DNCE FOR MAJORS | MAJORS AND INTERESTED STUDENTS MUST ATTEND CLASS JAN 16, THTR W150. ACCOMPANIST FEE: \$30. | | | | | | |
| | | | | 801 | 1000AM-1130AM M-F | CARL E012 | O OZUZU | 20 | |
| DNCE 5001 | 2 | MODRN DNCE/GRAD STUDENTS | MAJORS AND INTERESTED STUDENTS MUST ATTEND CLASS JAN 16, THTR W150. ACCOMPANIST FEE: \$30. RESTRICTED TO GRAD STUDENTS. | | | | | | |
| | | | | 801 | 1000AM-1130AM M-F | CARL E012 | O OZUZU | 15 | |
| DNCE 5101 | 1 | INTERMEDIATE GRAD BALLET | ACCOMPANIST FEE: \$30. RESTRICTED TO GRAD STUDENTS. | | | | | | |
| | | | | 801 | 1200PM-0130PM TR | THTR W150 | H R HAIG | 10 | |
| DNCE 6101 | 1 | ADVANCED GRAD BALLET | ACCOMPANIST FEE: \$30. RESTRICTED TO GRAD STUDENTS. | | | | | | |
| | | | | 801 | 1200PM-0130PM MW | THTR W150 | H R HAIG | 10 | |

III. Production

| | | | | | | | | | |
|-----------|---|--------------------|---|-----|-----------------------|-----------|------------|----|--|
| DNCE 2022 | 1 | DANCE PRODUCTION 2 | REQUIRES ADDITIONAL TIME OUTSIDE CLASS. | | | | | | |
| | | | | 001 | 13129 1200PM-0150PM F | THTR W150 | RJ SHANNON | 25 | |

IV. Composition

| | | | | | | | | | |
|-----------|---|--------------------------|-----------------------------|------|------------------------|-----------|------------|----|--|
| DNCE 2013 | 2 | DANCE IMPROVISATION | | 010 | 1200PM-1225PM MW | THTR W350 | TR HANKIN | 25 | |
| | 0 | LAB | | L011 | 13127 1225PM-0140PM MW | THTR W350 | TR HANKIN | 25 | |
| DNCE 3043 | 3 | INTRMED DNCE COMPOSITION | PREREQS DNCE 2021 AND 2033. | | | | | | |
| | | | | 001 | 13146 0145PM-0315PM MW | THTR W350 | NL SPANIER | 10 | |
| DNCE 6073 | 3 | CHOREOGRAPHY | | 010 | 0330PM-0515PM M | THTR W350 | NL SPANIER | 10 | |
| | 0 | LAB | | L011 | 22358 0330PM-0515PM W | THTR W350 | NL SPANIER | 10 | |

V. Education

| | | | | | | | | | |
|-----------|---|--------------------------|---|-----|------------------------|-----------|-----------|----|--|
| DNCE 4036 | 3 | METH-TEACHING OF DANCE | PREREQS DNCE 2013, 2033, 2014, AND 4015. SAME AS DNCE 5036. | | | | | | |
| | | | | 001 | 22360 0200PM-0330PM MW | CARL E012 | TR HANKIN | 15 | |
| DNCE 5036 | 3 | METH-TEACHING OF DANCE | SAME AS DNCE 4036. | | | | | | |
| | | | | 001 | 22361 0200PM-0330PM MW | CARL E012 | TR HANKIN | 15 | |
| DNCE 6016 | 2 | TEACHING LAB-MODERN DNCE | | 001 | 22359 1200PM-0200PM TR | CARL E012 | TR HANKIN | 4 | |

VI. History

| | | | | | | | | | |
|-----------|---|-----------------------|--------------------|-----|------------------------|-----------|----------|----|--|
| DNCE 4027 | 3 | DANCE IN 20TH CENTURY | SAME AS DNCE 5027. | | | | | | |
| | | | | 001 | 22362 0830AM-0945AM MW | THTR W305 | H R HAIG | 30 | |
| DNCE 5027 | 3 | DANCE IN 20TH CENTURY | SAME AS DNCE 4027. | | | | | | |
| | | | | 001 | 22363 0830AM-0945AM MW | THTR W305 | H R HAIG | 30 | |

VII. Performance

ALL PERFORMANCE COURSES ARE CONTROLLED ENROLLMENT. PLEASE SEE DEPARTMENT OFFICE FOR ELIGIBILITY.

| | | | | | | | | | |
|-----------|---|---------------------------|--|------|------------------|-----------|--------------|----|--|
| DNCE 4038 | 3 | DANCE REPERTORY | SAME AS DANCE 5038. ENROLLMENT BY AUDITION ONLY. ATTEND FIRST CLASS TO AUDITION. ADDL TIME REQUIRED OUTSIDE CLASS. | | | | | | |
| | | | | 801 | 0300PM-0445PM TR | THTR W350 | NM DIACHENKO | 20 | |
| DNCE 4128 | 1 | POINTE AND VARIATION | SAME AS DNCE 5128. ENROLLMENT BY AUDITION ONLY. ATTEND FIRST CLASS TO AUDITION. ACCOMPANIST FEE: \$30. | | | | | | |
| | | | | 801 | 0145PM-0315PM MW | THTR W150 | H R HAIG | 10 | |
| DNCE 5038 | 3 | DANCE REPERTORY | SAME AS DNCE 4038. ENROLLMENT BY AUDITION ONLY. ATTEND FIRST CLASS TO AUDITION. ADDL TIME REQUIRED OUTSIDE CLASS. | | | | | | |
| | | | | 801 | 0300PM-0445PM TR | THTR W350 | NM DIACHENKO | 20 | |
| DNCE 5128 | 1 | POINTE AND VARIATION | SAME AS DNCE 4128. ENROLLMENT BY AUDITION ONLY. ATTEND FIRST CLASS TO AUDITION. ACCOMPANIST FEE: \$30. | | | | | | |
| | | | | 801 | 0145PM-0315PM MW | THTR W150 | H R HAIG | 10 | |
| ARSC 4040 | 3 | TPC-INTERDISCIPL PERFRMNC | SAME AS ARSC 5040. AUDITION REQUIRED. ATTEND FIRST CLASS FOR INFORMATION. | | | | | | |
| | | | | 810 | 1200PM-0130PM W | MUS C125 | M THEODORE | 20 | |
| | 0 | LAB | | L811 | 0530PM-0830PM M | THTR W150 | M SPENCER | 20 | |
| ARSC 5040 | 3 | TPC-INTERDISCIPL PERFRMNC | SAME AS ARSC 4040. AUDITION REQUIRED. ATTEND FIRST CLASS FOR INFORMATION. | | | | | | |
| | | | | 810 | 1200PM-0130PM W | MUS C125 | M THEODORE | 20 | |
| | 0 | LAB | | L811 | 0530PM-0830PM M | THTR W150 | M THEODORE | 20 | |

◆ Indicates an arts and sciences core course.

Japanese

STUDENTS MUST ACHIEVE A GRADE OF C- OR BETTER TO PROGRESS TO THE NEXT LEVEL OF A LANGUAGE COURSE. STUDENTS WILL NOT RECEIVE CREDIT FOR A LOWER LEVEL COURSE IN FOREIGN LANGUAGE INSTRUCTION TAKEN AFTER CREDIT HAS BEEN GIVEN FOR A HIGHER LEVEL COURSE IN THE SAME LANGUAGE SEQUENCE. FOR EXAMPLE, STUDENTS WILL NOT RECEIVE CREDIT FOR JPNS 1010 AFTER THEY HAVE PASSED JPNS 2110. INDEPENDENT STUDY COURSE WORK IS AVAILABLE. PLEASE CONSULT THE DEPARTMENT OFFICE FOR FURTHER INFORMATION. SELECTED COURSES IN THIS DEPARTMENT HAVE A COURSE FEE OF \$20 (SUBJECT TO CHANGE) IN SUPPORT OF ALTEC. REFER TO THE TUITION AND FEES SECTION OF THIS HANDBOOK.

I. Japanese

| | | | | | | | | | |
|-------------|---|-------------------------|---|-----|-------------------------|-----------|------------|----|--|
| ◆ JPNS 1020 | 5 | BEGINNING JAPANESE 2 | PREREQ JPNS 1010. COURSE FEE: \$20 | | | | | | |
| | | | | 001 | 17786 0900AM-0950AM M-F | HUMN 186 | M MURATA | 20 | |
| | | | | 002 | 17787 1000AM-1050AM M-F | HUMN 186 | M MURATA | 20 | |
| | | | | 003 | 17788 1100AM-1150AM M-F | HUMN 186 | M MURATA | 20 | |
| | | | | 004 | 17789 1200PM-1250PM M-F | HUMN 186 | M MURATA | 20 | |
| JPNS 2120 | 5 | INTERMED JAPANESE 2 | PREREQ JPNS 2110. COURSE FEE: \$20. | | | | | | |
| | | | | 001 | 17791 0100PM-0150PM M-F | HUMN 1B45 | K SAEGUSA | 20 | |
| | | | | 002 | 17792 0200PM-0250PM M-F | HUMN 1B45 | K SAEGUSA | 20 | |
| JPNS 3120 | 3 | ADVANCED JAPANESE 2 | PREREQ JPNS 3110. | | | | | | |
| | | | | 001 | 17794 1230PM-0145PM TR | HUMN 270 | FY KLEEMAN | 20 | |
| JPNS 3210 | 2 | JPNS CONVERSTN & COMP-1 | | 001 | 22637 0900AM-0950AM MW | HUMN 335 | K SAEGUSA | 15 | |
| JPNS 4120 | 3 | ADV RDGS IN MOD JPNS 2 | PREREQ JPNS 4110. | | | | | | |
| | | | | 001 | 17798 1100AM-1150AM MWF | HALE 235 | JP KEHLEN | 15 | |
| JPNS 4320 | 3 | CLASSICAL JAPANESE 2 | PREREQ JPNS 4310. TAUGHT WITH JPNS 5160-001. | | | | | | |
| | | | | 001 | 17799 1230PM-0145PM TR | HUMN 245 | SD MILLER | 13 | |
| JPNS 5160 | 3 | ADV CLASSICAL JAPANESE | PREREQ JPNS 4310. TAUGHT WITH JPNS 4320-001.. | | | | | | |
| | | | | 001 | 17811 1230PM-0145PM TR | HUMN 245 | SD MILLER | 5 | |
| JPNS 5210 | 3 | CLASSICAL PROSE | | 001 | 22638 0300PM-0530PM W | HUMN 245 | SD MILLER | 15 | |
| JPNS 5830 | 3 | THOUGHT AND CULTURE | | 001 | 22642 0330PM-0600PM T | HUMN 160 | FY KLEEMAN | 15 | |

II. Japanese Courses In English

| | | | | | | | | | |
|-----------|---|-------------------------|--|-----|------------------------|----------|-----------|----|--|
| JPNS 3831 | 3 | EARLY MODERN LITERATURE | | 001 | 22645 0300PM-0415PM MW | HALE 240 | JP KEHLEN | 30 | |
| JPNS 5835 | 3 | TOPICS MODERN LIT | | 001 | 22641 0300PM-0530PM M | HUMN 245 | LR RODD | 20 | |

Economics - Economics 212 (303-492-6394)

THIS DEPARTMENT PRIMARILY USES RESEQUENCED WAIT LISTS. (SEE "WAIT LISTS" IN THE FRONT OF THIS SCHEDULE.) ALL RECITATIONS BEGIN THE SECOND WEEK OF CLASSES. STUDENTS MAY BE ADMINISTRATIVELY DROPPED FOR NON-ATTENDANCE OF THE FIRST THREE CLASSES. INDEPENDENT STUDY COURSE WORK IS AVAILABLE. PLEASE CONSULT THE DEPARTMENT OFFICE FOR FURTHER INFORMATION. GRADUATE STUDENTS NEEDING TO REGISTER FOR MASTER'S THESIS, MASTER'S DEGREE CANDIDATE, OR DOCTORAL THESIS, PLEASE CONSULT THE DEPARTMENT OFFICE FOR FURTHER INFORMATION. GRADUATE STANDING IS REQUIRED FOR ALL GRADUATE LEVEL COURSES. CLASS SYLLABI ARE AVAILABLE ON THE WEB AT WWW.COLORADO.EDU/ECONOMICS/. PLEASE PRINT A COPY BEFORE YOUR FIRST CLASS SESSION. ALL UNDERGRADUATE (1000-4999) COURSES HAVE A COURSE FEE OF \$2 (SUBJECT TO CHANGE).

| | | | | | | | | | |
|-------------|---|-----------------------|--|------|-------------------------|------------|------------|-----|--|
| ◆ ECON 1000 | 4 | INTRO TO ECONOMICS | | 100 | 0930AM-1045AM TR | CHEM 142 | LD SINGELL | 179 | |
| | 0 | RECITATION | | R111 | 22325 0800AM-0850AM M | HLMS 267 | | 24 | |
| | | | | R112 | 22326 0800AM-0850AM T | ECON 119 | | 26 | |
| | | | | R113 | 22327 0300PM-0350PM M | GUGG 206 | | 26 | |
| | | | | R114 | 22328 0900AM-0950AM W | EDUC 143 | | 26 | |
| | | | | R115 | 22329 0800AM-0850AM F | ECON 13 | | 26 | |
| | | | | R116 | 22330 0800AM-0850AM R | ECON 119 | | 25 | |
| | | | | R117 | 22331 1200PM-1250PM F | HALE 260 | | 26 | |
| ◆ ECON 1078 | 3 | MATH TOOLS FOR ECON 1 | | 001 | 13588 1200PM-1250PM MWF | RAMY N1B23 | | 60 | |
| | | | | 002 | 13589 1200PM-1250PM MWF | BESC 185 | | 60 | |
| | | | | 003 | 13590 1200PM-1250PM MWF | ENVD 120 | | 60 | |

Sections 700-899 are controlled enrollment - see department for eligibility

Core Course
Department
Course Number
Credits
Course Title

Sec. Number
Call Number
Time/Days

Blgd/Rm
Instructor

Max.
Enrollment

| Core Course Department Course Number Credits Course Title | Sec. Number Call Number Time/Days | Blgd/Rm Instructor | Max. Enrollment |
|---|---|-----------------------|--------------------|
| ECON 1088 3 MATH TOOLS FOR ECON 2 | PREREQ ECON 1078 OR INSTRUCTOR CONSENT. SIMILAR TO MATH 1080, 1090, 1100. | | |
| 001 13591 0200PM-0250PM MWF | HALE 230 | 48 | |
| 002 13592 0200PM-0250PM MWF | HUMN 135 | 60 | |
| 003 13593 0200PM-0250PM MWF | RAMY N1B23 | 60 | |
| 760 0200PM-0250PM MWF | HALE 230 | 12 | |
| ◆ ECON 2010 4 PRIN OF MICROECONOMICS | SIMILAR TO ECON 1000, 1001, & 2011. | | |
| 0 RECITATION | 100 1230PM-0145PM TR CHEM 140 PE GRAVES | 479 | |
| R111 13596 0800AM-0850AM M | HLMS 141 | 25 | |
| R112 13597 0800AM-0850AM W | ECON 119 | 25 | |
| R113 13598 1200PM-1250PM M | HALE 260 | 26 | |
| R114 13599 1200PM-1250PM W | HLMS 241 | 26 | |
| R115 13600 0300PM-0350PM M | EDUC 134 | 25 | |
| R116 13601 0300PM-0350PM W | EDUC 134 | 25 | |
| R117 13602 0400PM-0450PM M | GUGG 206 | 26 | |
| R118 13603 0400PM-0450PM W | ECON 205 | 26 | |
| R119 13604 0800AM-0850AM M | ECON 13 | 24 | |
| R120 13605 0800AM-0850AM W | HLMS 241 | 24 | |
| R121 13606 0200PM-0250PM M | EDUC 155 | 24 | |
| R122 13607 0200PM-0250PM W | EDUC 155 | 24 | |
| R123 13608 0800AM-0850AM T | GUGG 3 | 24 | |
| R124 13609 0800AM-0850AM R | GUGG 3 | 24 | |
| R125 13610 0330PM-0420PM T | ECON 119 | 24 | |
| R126 13611 0900AM-0950AM F | ECCR 200 | 24 | |
| R127 23033 0800AM-0850AM F | ECON 119 | 24 | |
| R128 23034 0400PM-0450PM M | GUGG 3 | 24 | |
| R129 23035 0400PM-0450PM W | MUEN E126 | 24 | |
| R130 23293 1000AM-1050AM W | KTCH 234 | 23 | |
| 4 PRIN OF MICROECONOMICS | 200 0100PM-0150PM MWF HALE 270 | 200 | |
| 0 RECITATION | R211 13613 0800AM-0850AM W HLMS 141 | 25 | |
| R212 13614 0800AM-0850AM F | MUEN E432 | 25 | |
| R213 13615 1200PM-1250PM M | DUAN G2B41 | 25 | |
| R214 13616 1200PM-1250PM W | MUEN E130 | 25 | |
| R215 13617 0800AM-0850AM M | EDUC 134 | 25 | |
| R216 13618 0300PM-0350PM W | GUGG 205 | 25 | |
| R217 13619 1100AM-1150AM W | EDUC 155 | 25 | |
| R218 13620 1100AM-1150AM M | GUGG 3 | 25 | |
| 4 PRIN OF MICROECONOMICS | 300 1000AM-1050AM MWF EDUC 220 | 108 | |
| 0 RECITATION | R311 13622 0800AM-0850AM M ECON 2 | 27 | |
| R312 13623 0800AM-0850AM W | ECON 13 | 27 | |
| R313 13624 0300PM-0350PM M | GUGG 205 | 27 | |
| R314 13625 1200PM-1250PM W | EDUC 143 | 27 | |
| 4 PRIN OF MICROECONOMICS | 400 0900AM-0950AM MWF HALE 270 | 201 | |
| 0 RECITATION | R411 13629 0200PM-0250PM M ECON 13 | 27 | |
| R412 13630 1000AM-1050AM W | EDUC 138 | 27 | |
| R413 13631 0800AM-0850AM F | ECON 2 | 27 | |
| R414 13632 0200PM-0250PM W | ECON 13 | 27 | |
| R415 13633 0800AM-0850AM M | HLMS 229 | 25 | |
| R416 13634 0800AM-0850AM W | HLMS 177 | 25 | |
| R417 13635 1200PM-1250PM W | EDUC 155 | 25 | |
| R418 13636 1200PM-1250PM M | STAD 135 | 25 | |
| 4 PRIN OF MICROECONOMICS | "RECITATION" ON INTERNET. 500 0200PM-0315PM TR HLMS 201 | 83 | |
| 0 RECITATION | R511 13638 0300PM-0350PM M HLMS 211 | 23 | |
| R512 13639 0800AM-0850AM T | EDUC 132 | 23 | |
| R513 13640 0800AM-0850AM R | EDUC 132 | 12 | |
| R514 13641 0200PM-0250PM M | CLRE 302 | 24 | |
| 4 PRIN OF MICROECONOMICS | 760 0200PM-0315PM TR HLMS 201 | 12 | |
| 0 RECITATION | R761 0800AM-0850AM R EDUC 132 | 12 | |
| ◆ ECON 2020 4 PRIN OF MACROECONOMICS | SIMILAR TO ECON 1000, 1001, & 2021. | | |
| 100 0100PM-0150PM MWF | CHEM 140 JG KAPLAN | 479 | |

Core Course
Department
Course Number
Credits
Course Title

Sec. Number
Call Number
Time/Days

Blgd/Rm
Instructor

Max.
Enrollment

| Core Course Department Course Number Credits Course Title | Sec. Number Call Number Time/Days | Blgd/Rm Instructor | Max. Enrollment |
|---|---|-----------------------|--------------------|
| ◆ ECON 3403 3 INTERNAT ECON AND POLICY | PREREQS ECON 1000 OR 2010-2020. RESTRICTED TO NONMAJORS. 001 13698 1100AM-1215PM TR HLMS 252 KE MASKUS | 120 | |
| ◆ ECON 3535 3 NATURAL RESOURCE ECON | PREREQ ECON 1000 OR 2010. RESTRICTED TO NONMAJORS. SIMILAR TO ECON 4535. 001 13699 0100PM-0150PM MWF HLMS 252 | 120 | |
| ◆ ECON 3545 3 ENVIRONMENTAL ECONOMICS | PREREQ ECON 1000 OR 2010. SIMILAR TO ECON 4545. OPEN TO NONMAJORS ONLY. 001 13700 1100AM-1150AM MWF HLMS 252 | 120 | |
| ECON 3818 4 INTRO TO STAT W/COMPUTER | PREREQS ECON 1000 OR 2010-2020, & 1078-1088 OR EQUIV. 100 0100PM-0150PM MWF HUMN 1B80 DM WALDMAN | 60 | |
| 0 RECITATION | R111 13703 0800AM-0850AM W ECON 2 | 20 | |
| R112 13704 1200PM-1250PM W | STAD 135 | 20 | |
| R113 13705 0300PM-0350PM W | CHEM 133 | 20 | |
| 4 INTRO TO STAT W/COMPUTER | 200 1100AM-1215PM TR HUMN 135 N FLORES | 60 | |
| 0 RECITATION | R211 22341 0300PM-0350PM W ECON 205 | 20 | |
| R212 22342 0100PM-0150PM M | CHEM 133 | 20 | |
| R213 22343 0800AM-0850AM T | HLMS 104 | 20 | |
| ECON 4111 3 MONEY & BANKING SYSTEMS | PREREQS ECON 1000 OR 2010-2020. PREREQ SOPH/JR/SR STANDING. 001 13708 1100AM-1150AM MWF HUMN 250 | 93 | |
| ECON 4211 3 ECONOMICS/PUBLIC SECTOR | 001 22344 1230PM-0145PM TR ECON 117 C DE BARTOLOME | 25 | |
| ECON 4339 3 ECONOMICS HONORS SEM 2 | PREREQ ECON 4309. 801 0300PM-0530PM W ECON 5 AM CARLOS | 18 | |
| ECON 4413 3 INTERNATIONAL TRADE | PREREQ ECON 3070. 001 13711 0200PM-0315PM TR ECON 119 JR MARKUSEN | 47 | |
| ECON 4423 3 INTERNATIONAL FINANCE | 001 23270 0300PM-0415PM MWF ECON 119 | 47 | |
| ◆ ECON 4514 3 ECONOMIC HISTORY-EUROPE | PREREQS ECON 1000 OR 2010-2020. 001 13714 0200PM-0250PM MWF ECON 119 | 47 | |
| ECON 4545 3 ENVIRONMENTAL ECONOMICS | PREREQS ECON 3070, 4808. SIMILAR TO ECON 3545. 001 13716 0930AM-1045AM TR ECON 119 PE GRAVES | 47 | |
| ECON 4616 3 LABOR ECONOMICS | PREREQ ECON 3070. 001 13717 0330PM-0445PM TR ECON 117 | 47 | |
| ◆ ECON 4626 3 ECON/INEQUAL/DISCRIMINAT | PREREQ ECON 3070. 001 13718 0200PM-0315PM TR ECON 117 T MCKINNISH | 47 | |
| ◆ ECON 4697 3 INDUSTRIAL ORGANIZATION/REGULATION | PREREQS ECON 1000 OR 2010-2020, AND ECON 3070. 001 23271 0100PM-0150PM MWF ECON 119 J ROBLES | 47 | |
| ECON 4774 3 ECON REFORM/DEVEL COUNTR | 001 13720 0930AM-1045AM TR ECON 2 BW POULSON | 47 | |
| ECON 4808 3 INTRO TO MATH ECONOMICS | PREREQS ECON 1000 OR 2010-2020, AND ECON 1078-1088 OR EQUIV. 001 13721 1200PM-1250PM MWF ECON 119 | 47 | |
| ECON 4818 3 INTRODUCTION/ECONOMETRIC | PREREQ ECON 3818. 001 13722 1100AM-1150AM MWF ECON 117 DM WALDMAN | 47 | |
| ECON 4838 3 MICROCOMPUTER APPS/ECON | PREREQS ECON 1088 OR MATH 1300, AND ECON 3070. 001 13723 1100AM-1215PM TR HUMN 1B45 J CANALS-CERDA | 20 | |
| ECON 4939 2-6 INTERNSHIP IN ECONOMICS | PREREQS ECON 3070-3080; JR/SR MAJOR STANDING, AND INSTRUCTOR CONSENT. ADDITIONAL TIME REQUIRED OUTSIDE CLASS. 002 13724 0900AM-0950AM MWF HUMN 1B45 FST HSIAO | 20 | |
| ◆ ECON 4999 3 ECON/ACT-APPLICATIONS | PREREQS ECON 1000 OR 2010-2020 AND JR/SR STANDING. 001 13756 0200PM-0315PM TR HLMS 237 LD SINGELL | 25 | |
| ECON/ACT-SUSTAINABL ECON | 002 13757 0100PM-0150PM MWF ECON 2 JP POWELSON | 25 | |
| ECON/ACT-GAME THEORY | 003 13758 1230PM-0145PM TR ECON 119 Y CHEN | 25 | |
| ECON/ACT-ECON IN MOVIES | 004 13759 0930AM-1045AM TR HUMN 1B70 FR GLAHE | 25 | |
| ECONOMICS IN ACTION | 005 23267 0400PM-0515PM MW MUEN E064 DE ROPER | 25 | |
| ECON 6111 3 SURVEY IN MONETARY ECON | 006 23548 0200PM-0250PM MWF EKL C M203 | 25 | |
| ECON 6211 3 PUBLIC ECONOMICS | 001 23542 0600PM-0830PM T ECON 16 S JANEBA | 18 | |
| ECON 6423 3 INT'L MONETARY ECONOMIES | 001 23541 0930AM-1015AM TR EDUC 134 C DE BARTOLOME | 18 | |
| ECON 6433 3 COMP ECON EQUILBRM ANAL | 001 13769 0100PM-0150PM MWF HUMN 370 DE ROPER | 18 | |
| ECON 6774 3 ECON REFORM/DEVELOP COUN | 001 22721 0200PM-0315PM TR HUMN 160 T F RUTHERFORD | 18 | |
| | 001 13774 1230PM-0145PM TR ECON 5 BW POULSON | 15 | |

| | | | | | |
|---------------|--------------------------|------------|---|-------------------------|-----|
| ◆ ECON 2020 0 | RECITATION | R111 13645 | 0800AM-0850AM M | ECON 119 | 24 |
| | | R112 13646 | 0800AM-0850AM W | EDUC 231 | 24 |
| | | R113 13647 | 0200PM-0250PM M | GUGG 3 | 24 |
| | | R114 13648 | 0800AM-0850AM W | EDUC 134 | 24 |
| | | R115 13649 | 0400PM-0450PM M | HLMS 181 | 24 |
| | | R116 13650 | 0400PM-0450PM W | DUAN G2B60 | 24 |
| | | R117 13651 | 0800AM-0850AM M | HLMS 177 | 24 |
| | | R118 13652 | 0900AM-0950AM W | EDUC 155 | 24 |
| | | R119 13653 | 1000AM-1050AM T | HLMS 247 | 24 |
| | | R120 13654 | 0800AM-0850AM F | EDUC 134 | 24 |
| | | R121 13655 | 0800AM-0850AM T | ECON 13 | 24 |
| | | R122 13656 | 1000AM-1050AM F | HUMN 250 | 24 |
| | | R123 13657 | 0200PM-0250PM W | EDUC 231 | 24 |
| | | R124 13658 | 0800AM-0850AM R | EDUC 134 | 24 |
| | | R125 13659 | 0300PM-0350PM M | CHEM 270 | 24 |
| | | R126 13660 | 0300PM-0350PM W | HLMS 193 | 24 |
| | | R127 23037 | 0400PM-0450PM M | ECON 13 | 24 |
| | | R128 23038 | 1200PM-1250PM T | HLMS 271 | 24 |
| | | R129 23039 | 0400PM-0450PM W | GUGG 205 | 24 |
| | | R130 23294 | 1200PM-1250PM M | STAD 112 | 23 |
| 4 | PRIN OF MACROECONOMICS | 200 | 1100AM-1215PM TR | HALE 270 | 200 |
| 0 | RECITATION | R211 13663 | 0200PM-0250PM M | CHEM 270 | 25 |
| | | R212 13664 | 0200PM-0250PM W | CHEM 270 | 25 |
| | | R213 13665 | 0800AM-0850AM T | EDUC 134 | 25 |
| | | R214 13666 | 0300PM-0350PM M | HLMS 193 | 25 |
| | | R215 13667 | 0300PM-0350PM W | EDUC 155 | 25 |
| | | R216 13668 | 0800AM-0850AM R | MUEN E432 | 25 |
| | | R217 13669 | 0800AM-0850AM W | MUEN E432 | 25 |
| | | R218 13670 | 0800AM-0850AM M | MUEN E432 | 25 |
| 4 | PRIN OF MACROECONOMICS | 300 | 1200PM-1250PM MWF | EDUC 220 | 100 |
| 0 | RECITATION | R311 13672 | 0800AM-0850AM M | HLMS 241 | 25 |
| | | R312 13673 | 0900AM-0950AM M | DUAN G2B47 | 25 |
| | | R313 13674 | 1000AM-1050AM W | HLMS 177 | 25 |
| | | R314 13675 | 0800AM-0850AM W | HLMS 229 | 25 |
| 4 | PRIN OF MACROECONOMICS | 400 | 1230PM-0145PM TR | HUMN 1B50 | 200 |
| 0 | RECITATION | R411 13679 | 0800AM-0850AM T | HLMS 241 | 25 |
| | | R412 13680 | 0800AM-0850AM R | HLMS 141 | 25 |
| | | R413 13681 | 0200PM-0250PM M | EDUC 231 | 25 |
| | | R414 13682 | 1200PM-1250PM M | CHEM 270 | 25 |
| | | R415 13683 | 1200PM-1250PM W | HALE 260 | 25 |
| | | R416 13684 | 0300PM-0350PM W | CHEM 270 | 25 |
| | | R417 13685 | 0900AM-0950AM W | CLRE 301 | 25 |
| | | R418 13686 | 0300PM-0350PM M | GUGG 3 | 25 |
| 4 | PRIN OF MACROECONOMICS | 500 | "RECITATION" ON INTERNET. | | |
| 0 | RECITATION | R511 13688 | 0200PM-0250PM MWF | EDUC 220 | 100 |
| | | R512 13689 | 0300PM-0350PM W | HLMS 211 | 25 |
| | | R513 13690 | 0800AM-0850AM M | EDUC 231 | 25 |
| | | R514 13691 | 0800AM-0850AM W | EDUC 143 | 25 |
| | | R515 13692 | 0300PM-0350PM M | EDUC 155 | 25 |
| ECON 3070 3 | INTRMED MICROECON THEORY | 001 | PREREQS ECON 1000 OR 2010, & 1078-1088, OR EQUIV. | ECON 117 | 47 |
| | | 002 | 13692 0100PM-0150PM MWF | ECON 117 | 47 |
| | | 003 | 13693 1100AM-1215PM TR | ECON 117 T F RUTHERFORD | 47 |
| | | 004 | 13694 1000AM-1050AM MWF | ECON 119 | 47 |
| | | 005 | 22339 1200PM-1250PM MWF | ECON 117 | 47 |
| | | 006 | 23549 0930AM-1045AM TR | CLRE 207 | 47 |
| ECON 3080 3 | INTRMED MACROECON THEORY | 001 | PREREQS ECON 1000 OR 2020, & 1078-1088, OR EQUIV. | HUMN 1B80 | 60 |
| | | 002 | 13695 0930AM-1045AM TR | MF IYIGUN | 60 |
| | | 003 | 13696 1230PM-0145PM TR | DUAN G125 | 47 |
| | | 004 | 13697 0100PM-0150PM MWF | BESC 185 | 60 |
| | | 005 | 23546 0200PM-0315PM TR | RAMY N1B23 | 47 |

◆ Indicates an arts and sciences core course.

| | | | | | | | |
|-------------|---------------------------|-----|---|-------------------------|--------------|-------------|----|
| ECON 6818 3 | ECONOMETRIC METHOD/APPS | 001 | PREREQ ECON 3818 OR EQUIV. | 13775 1100AM-1150AM MWF | ECON 16 | ER MOREY | 18 |
| ECON 7030 3 | MICROECONOMIC THEORY 2 | 001 | PREREQ ECON 7010. | 13865 0930AM-1045AM TR | ECON 16 | Y CHEN | 18 |
| ECON 7040 3 | MACROECONOMIC THEORY 2 | 001 | PREREQ ECON 7020. | 13866 0200PM-0315PM TR | ECON 5 | MF IYIGUN | 18 |
| ECON 7828 3 | ECONOMETRICS | 001 | PREREQ ECON 7818. | 13867 1100AM-1215PM TR | ECON 16 | RF MCNOWN | 18 |
| ECON 8219 3 | ECON RSCH MTHDS WRKSH 2 | 001 | PREREQ ECON 8209. | 13869 0200PM-0315PM TR | COTT 111 | N FLORES | 13 |
| ECON 8221 3 | PUBL ECON-TPCS PUBL EXPD | 001 | 22296 0900AM-1015AM MW | ECON 5 | E JANEBA | 20 | |
| ECON 8252 3 | SEM-URBAN REGION ECON 1 | 001 | 22345 1200PM-0115PM MW | ECON 5 | MJ GREENWOOD | 18 | |
| ECON 8333 3 | GLOBAL/DEMOCRATIZATION | 001 | 23409 0400PM-0650PM T | SEE DEPT | LA STAEHELJ | 20 | |
| ECON 8413 3 | SEM-INTRNATL TRADE THEORY | 001 | 22313 0800AM-0915AM TR | ECON 5 | KE MASKUS | 18 | |
| ECON 8433 3 | SEM-TPC/MONEY INTNL ECON | 001 | PREREQ ECON 6413, 8413, 6423 OR 8423. | 13871 1100AM-1215PM TR | ECON 5 | JR MARKUSEN | 18 |
| ECON 8545 3 | SEM-ENVIRONMENTAL ECON | 001 | PREREQS ECON 6535 AND 6808, OR ECON 7010. | 13872 0130PM-0245PM MW | ECON 5 | ER MOREY | 18 |
| ECON 8676 3 | SEM-LABOR ECONOMICS 1 | 001 | PREREQS ECON 6070 OR 7010. | 13873 1030AM-1145AM MW | ECON 5 | JS ZAX | 18 |
| ECON 8747 3 | APPLD INDUSTRIAL ORGANIZ | 001 | 22346 0300PM-0415PM MW | ECON 2 | J ROBLES | 18 | |
| ECON 8774 3 | SEM-TRANSITION ECONOMIES | 001 | 22314 1230PM-0145PM TR | ECON 5 | BW POULSON | 15 | |
| ECON 8828 3 | SEM-ECONOMETRICS 1 | 001 | PREREQ ECON 7818. | 13875 0930AM-1045AM TR | ECON 5 | RF MCNOWN | 18 |
| ECON 8555 3 | SEM-WATER RESOUR DEV MGT | 001 | 23544 0330PM-0445PM TR | MKNA 112 | KM STRZEPEK | 18 | |
| ECON 6359 3 | CALCULUS FOR ECONOMICS | 800 | THIS IS AN ECONOMICS INSTITUTE COURSE. CONTACT DOUG RUBY AT 303-938-2517 FOR ELIGIBILITY. | TBA | | | 10 |
| ECON 6369 3 | ECONOMETRICS | 800 | THIS IS AN ECONOMICS INSTITUTE COURSE. CONTACT DOUG RUBY AT 303-938-2517 FOR ELIGIBILITY. | TBA | | | 10 |
| ECON 6379 3 | ADV INTRMED MICROECON THY | 800 | THIS IS AN ECONOMICS INSTITUTE COURSE. CONTACT DOUG RUBY AT 303-938-2517 FOR ELIGIBILITY. | TBA | | | 10 |
| ECON 6389 3 | ADV INTRM MACROECON THRY | 800 | THIS IS AN ECONOMICS INSTITUTE COURSE. CONTACT DOUG RUBY AT 303-938-2517 FOR ELIGIBILITY. | TBA | | | 10 |

English

Undergraduate - Hellems 111 (303-492-6594 or 303-492-7922)

Graduate - Hellems 101 (303-492-6434)

NONATTENDANCE OF A COURSE DOES NOT GUARANTEE THAT YOU WILL BE ADMINISTRATIVELY DROPPED. THIS DEPARTMENT PRIMARILY USES RESEQUENCED WAIT LISTS FOR UPPER-DIVISION COURSES, GIVING PRIORITY TO ENGLISH MAJORS. ENROLLMENT IN ENGL 3000-LEVEL COURSES EXCLUDES FRESHMEN; ENROLLMENT IN 4000-LEVEL COURSES EXCLUDES FRESHMEN AND SOPHOMORES. INDEPENDENT STUDY COURSE WORK IS AVAILABLE. PLEASE CONSULT THE ENGL UNDERGRAD OFFICE FOR INFORMATION. GRAD STUDENTS NEEDING TO REGISTER FOR MASTER'S THESIS, DOCTORAL THESIS, OR MASTER'S DEGREE CANDIDACY, PLEASE CONSULT THE ENGLISH GRADUATE STUDIES OFFICE. THE DEPT'S HOME PAGE ON THE WORLD WIDE WEB IS [HTTP://WWW.COLORADO.EDU/ENGLISH](http://www.colorado.edu/english).

I. General Literature and Language

| | | | | | | | |
|---------------|--------------------------|-----|-------------------------|-------------------------|--------------|--------------|----|
| ◆ ENGL 1260 3 | INTRO WOMEN'S LITERATURE | 001 | SAME AS WMST 1260. | 23062 0900AM-0950AM MWF | HUMN 1B80 | * UNASSIGNED | 25 |
| | | 002 | 14444 1000AM-1050AM MWF | ECON 117 | * UNASSIGNED | 25 | |
| | | 003 | 23064 1200PM-1250PM MWF | MUEN E432 | * UNASSIGNED | 25 | |
| | | 004 | 14445 1230PM-0145PM TR | CLRE 301 | CL PRESTON | 25 | |
| | | 005 | 23066 0330PM-0445PM TR | ECON 2 | * UNASSIGNED | 25 | |

Sections 700-899 are controlled enrollment - see department for eligibility

Core Course
Department
Course Number
Credits
Course Title

Sec. Number
Call Number
Time/Days

Bldg/Rm

Instructor

Max.
Enrollment

| Core Course Department Course Number Credits Course Title | Sec. Number Call Number Time/Days | Bldg/Rm | Instructor | Max. Enrollment |
|---|---|------------|--------------|-----------------|
| ◆ ENGL 1500 3 MASTERPIECES-BRITISH LIT | SECTION 880 IS AN HONORS PROGRAM COURSE; SEE THE HONORS PROGRAM OFFICE, LIBR M400C. | | | |
| | 001 14451 1000AM-1050AM MWF | MUEN E431 | * UNASSIGNED | 35 |
| | 002 14452 1200PM-1250PM MWF | MUEN E431 | * UNASSIGNED | 35 |
| | 003 14453 1100AM-1150AM MWF | MUEN E064 | * UNASSIGNED | 35 |
| MSTRPC BRITISH LIT/HONR | 880 0200PM-0315PM TR | LIBR M498 | EA ROBERTSON | 15 |
| ◆ ENGL 1600 3 MASTERPIECES-AMERICAN LIT | 001 14454 0900AM-0950AM MWF | ECON 13 | * UNASSIGNED | 35 |
| | 002 14455 1000AM-1050AM MWF | ECON 2 | * UNASSIGNED | 35 |
| | 003 14456 1100AM-1150AM MWF | ECON 119 | * UNASSIGNED | 35 |
| | 004 14457 0100PM-0150PM MWF | MUEN E064 | * UNASSIGNED | 35 |
| | 005 14458 0300PM-0350PM MWF | EDUC 231 | * UNASSIGNED | 35 |
| | 006 14459 0800AM-0915AM TR | ECON 2 | * UNASSIGNED | 35 |
| | 007 14460 1100AM-1215PM TR | HLMS 141 | ME BICKMAN | 35 |
| ◆ ENGL 1800 3 AMER ETHNIC LITERATURES | SAME AS ETHN 1800. | | | |
| | 001 14462 0900AM-0950AM MWF | MUEN E064 | * UNASSIGNED | 25 |
| | 002 14463 1100AM-1150AM MWF | MUEN E417 | * UNASSIGNED | 25 |
| | 003 14464 0100PM-0150PM MWF | KTCH 234 | * UNASSIGNED | 25 |
| | 004 22969 1230PM-0145PM TR | HLMS 137 | HK FLEISHER | 25 |
| ENGL 2000 3 LITERARY ANALYSIS | RESTRICTED TO ENGLISH MAJORS. STUDENTS MAY NOT RECEIVE CREDIT FOR BOTH ENGL 1010 AND ENGL 2000. | | | |
| | 001 14470 0200PM-0250PM MWF | HLMS 181 | RL WIDMANN | 20 |
| | 002 14471 1100AM-1215PM TR | HLMS 259 | DA BURGER | 20 |
| | 003 23202 0330PM-0445PM TR | HLMS 193 | JAMATO | 20 |
| | 004 23206 1100AM-1150AM MWF | HLMS 259 | JN GRAHAM | 20 |
| | 005 23207 0330PM-0445PM TR | HLMS 259 | CL PRESTON | 20 |
| | 006 23555 0930AM-1045AM TR | LIBR N424B | HK FLEISHER | 20 |
| ENGL 2010 3 INTRO TO LITERARY THEORY | PREREQ ENGL MAJOR. SEC 010 REQUIRES A RECITATION. SEC 020 IS LECTURE ONLY. A CLASS SYLLABUS FOR SEC 010 WILL BE AVAILABLE BY 12/8/00 ON THE WEB AT WWW.COLORADO.EDU/ENGLISH. PLEASE PRINT A COPY BEFORE THE FIRST CLASS MEETING. | | | |
| | 010 0200PM-0250PM TR | HUMN 150 | A ADEEKO | 120 |
| 0 RECITATION | R011 14481 0900AM-0950AM F | MUEN D144 | * UNASSIGNED | 20 |
| | R012 14482 0100PM-0150PM F | LIBR N424B | * UNASSIGNED | 20 |
| | R013 14483 0200PM-0250PM F | LIBR N424B | * UNASSIGNED | 20 |
| | R014 14484 1200PM-1250PM F | HLMS 104 | * UNASSIGNED | 20 |
| | R015 22713 0100PM-0150PM F | HLMS 177 | * UNASSIGNED | 20 |
| | R016 22714 0200PM-0250PM F | EDUC 136 | * UNASSIGNED | 20 |
| 3 INTRO TO LITERARY THEORY | 020 14485 0330PM-0445PM TR | HLMS 211 | M WINOKUR | 35 |
| ◆ ENGL 3000 3 SHAKESPEARE/NONMAJORS | PREREQ SOPH STANDING. SECTION 801 IS AN ONLINE COURSE WITH CONTROLLED ENROLLMENT. STUDENTS IN THIS SECTION ARE REQUIRED TO HAVE A COMPUTER ACCT AND A KNOWLEDGE OF EMAIL. CONTACT MCKINNEY@SPOT.COLORADO.EDU FOR FURTHER INFORMATION. | | | |
| | 001 14497 0800AM-0850AM MWF | MUEN E064 | * UNASSIGNED | 35 |
| | 002 14498 0900AM-0950AM MWF | HLMS 137 | MJ PRESTON | 35 |
| | 003 14499 1000AM-1050AM MWF | MUEN E064 | * UNASSIGNED | 35 |
| | 004 14500 1200PM-1250PM MWF | MUEN E064 | * UNASSIGNED | 35 |
| | 005 14501 0100PM-0150PM MWF | ECON 205 | * UNASSIGNED | 35 |
| | 006 14502 0100PM-0150PM MWF | EDUC 143 | * UNASSIGNED | 35 |
| | 007 14503 0200PM-0250PM MWF | HLMS 141 | * UNASSIGNED | 35 |
| | 008 14504 0300PM-0350PM MWF | EDUC 143 | * UNASSIGNED | 35 |
| | 009 14505 0800AM-0915AM TR | HLMS 137 | * UNASSIGNED | 35 |
| | 010 14506 0930AM-1045AM TR | HLMS 141 | * UNASSIGNED | 35 |
| | 011 14507 1230PM-0145PM TR | HLMS 141 | * UNASSIGNED | 35 |
| | 012 14508 0200PM-0315PM TR | HLMS 137 | * UNASSIGNED | 35 |
| VIRTUAL SHAKESPEARE/NM | 801 0300PM-0430PM MW | HUMN 1B45 | RL WIDMANN | 22 |
| ◆ ENGL 3060 3 MODERN/CONTEMPORARY LIT | RESTRICTED TO SOPHS/JRS/SRS. SECTION 880 IS AN HONORS PROGRAM COURSE; SEE THE HONORS PROGRAM OFFICE, LIBR M400C. | | | |
| | 001 14514 0800AM-0850AM MWF | HLMS 137 | * UNASSIGNED | 35 |
| | 002 14515 0900AM-0950AM MWF | EDUC 231 | * UNASSIGNED | 35 |
| | 003 14516 1000AM-1050AM MWF | EDUC 231 | * UNASSIGNED | 35 |
| | 004 14517 0930AM-1045AM TR | ECON 13 | * UNASSIGNED | 35 |
| | 005 14518 1100AM-1150AM MWF | ECON 2 | * UNASSIGNED | 35 |
| | 006 14519 1200PM-1250PM MWF | ECON 2 | * UNASSIGNED | 35 |

Core Course
Department
Course Number
Credits
Course Title

Sec. Number
Call Number
Time/Days

Bldg/Rm

Instructor

Max.
Enrollment

| Core Course Department Course Number Credits Course Title | Sec. Number Call Number Time/Days | Bldg/Rm | Instructor | Max. Enrollment |
|---|--|------------|-----------------|-----------------|
| ENGL 3021 3 INTERMED POETRY WORKSHOP | ENGL 3021-4051 ARE CONTROLLED ENROLLMENT COURSES. STUDENTS WHO HAVE NOT FORMALLY BEEN ADMITTED TO THE CREATIVE WRITING PROGRAM MUST SUBMIT A MANUSCRIPT TO THE DEPT PRIOR TO REGISTRATION. STUDENTS MAY NOT TAKE 2 POETRY OR 2 FICTION WORKSHOPS IN THE DEPT DURING THE SAME SEMESTER. | | | |
| | 801 1230PM-0145PM TR | LIBR N424B | JAMATO | 20 |
| | 802 0200PM-0315PM TR | HLMS 259 | SM GOLDFARB | 20 |
| ENGL 3051 3 INTERMED FICTION WRKSHOP | 801 0300PM-0550PM W | MUEN E114 | L HOGAN | 20 |
| | 802 0200PM-0430PM M | LIBR N424B | J DESHELL | 20 |
| ENGL 4021 3 ADVANCED POETRY WORKSHOP | 801 0330PM-0445PM TR | MUEN E114 | LD CERVANTES | 20 |
| ENGL 4051 3 ADVANCED FICTION WRKSHOP | 801 1230PM-0145PM TR | EDUC 134 | SR KATZ | 20 |
| III. Backgrounds To Literature In English | | | | |
| ENGL 2612 3 INTRO WEST EUROPN LIT 2 | 001 14495 1100AM-1215PM TR | ECON 2 | BD BASSOFF | 35 |
| ENGL 3302 3 BKGRDS ENGL-AMER LIT | PREREQ SOPH STANDING. | | | |
| | 001 14542 0930AM-1045AM TR | HLMS 137 | TR LYONS | 35 |
| ENGL 3312 3 BIBLE AS LITERATURE | PREREQ SOPH STANDING. | | | |
| | 001 14543 1230PM-0145PM TR | EDUC 220 | TR LYONS | 100 |
| IV. British Literature To 1660 | | | | |
| PREREQ JR STANDING. ENGL/HUMN/THTR MAJORS ONLY. | | | | |
| ENGL 3563 3 SHAKESPEARE 1 | 001 14546 1100AM-1150AM MWF | HLMS 137 | MJ PRESTON | 35 |
| ENGL 3573 3 SHAKESPEARE 2 | 001 14548 0330PM-0445PM TR | HLMS 137 | * UNASSIGNED | 35 |
| ENGL 4533 3 RENAISSANCE ENGL 16-1700 | 001 23530 0200PM-0315PM TR | ECON 2 | * UNASSIGNED | 35 |
| ENGL 4673 3 ANGLO-SAXON LANG/LIT | 001 22716 1230PM-0145PM TR | ECON 13 | LM BELL | 35 |
| V. British Literature After 1660 | | | | |
| ENGL 4214 3 DEVELOP ENGLISH NOVEL 2 | PREREQ JR STANDING. | | | |
| | 001 22972 1100AM-1150AM MWF | EDUC 231 | SA ZEMKA | 35 |
| ENGL 4224 3 MODN BRITISH/IRISH NOVEL | RESTRICTED TO JRS/SRS. | | | |
| | 001 14566 1000AM-1050AM MWF | ECON 13 | EQ WHITE | 35 |
| ENGL 4554 3 AGE SEN/SENSIB 1740-1800 | PREREQ JR STANDING. | | | |
| | 001 22973 0100PM-0150PM MWF | HLMS 137 | HEYDT-STEVENSON | 35 |
| ENGL 4574 3 THE LATER ROMANTICS | PREREQ JR STANDING. RESTRICTED TO ENGL & HUMN MAJORS. | | | |
| | 001 23607 0930AM-1045AM TR | ECON 205 | T MORTON | 35 |
| VI. American Literature | | | | |
| ENGL 3665 3 AMERICAN LIT AFTER 1860 | RESTRICTED TO ENGL/HUMN/FILM STUDIES MAJORS. STUDENTS MAY NOT RECEIVE CREDIT FOR BOTH ENGL 3664 & ENGL 3665. PREREQ SOPH STANDING. | | | |
| | 001 22974 0600PM-0715PM TR | HLMS 237 | M WINOKUR | 35 |
| ENGL 4665 3 STDS-POST WWII US FICT | PREREQ JR STANDING. RESTRICTED TO ENGL & HUMN MAJORS. | | | |
| | 001 14573 1200PM-1250PM MWF | ECON 13 | FL ALDAMA | 35 |
| VII. Advanced Theory, Genre Studies, and Popular Culture | | | | |
| ENGL 3246 3 TPC-BLUES POETRY&CULTURE | PREREQ SOPH STANDING. | | | |
| | 001 14540 0330PM-0445PM TR | HLMS 237 | LM BELL | 35 |
| ENGL 3856 3 TPC-THE FANTASTIC | PREREQ SOPH STANDING. | | | |
| | 001 22975 1200PM-1250PM MWF | HLMS 137 | EC WHITE | 35 |
| ENGL 4016 3 LIT & PSYCHOPATHOLOGY | PREREQ JR STANDING. | | | |
| | 001 14555 1000AM-1050AM MWF | HLMS 137 | CL PROUDFIT | 35 |
| ENGL 4286 3 FOLKLORE 2-HONORS | 880 0330PM-0600PM W | LIBR N424A | CL PRESTON | 15 |
| VIII. Multicultural and Gender Studies | | | | |
| ENGL 2707 3 INTRO TO LES-BI-GAY LIT | SAME AS LGBT 2707. | | | |
| | 001 23070 0100PM-0150PM MWF | ECON 13 | SH JUHASZ | 25 |
| ENGL 2737 3 SURV/AFRO-AMERICAN LIT 2 | SAME AS BLST 2732. | | | |
| | 001 22704 1100AM-1215PM TR | HLMS 137 | A ADEEKO | 25 |

| | | | | | |
|--------------------------|-------|-------------------|-----------|--------------|----|
| 007 | 14520 | 1200PM-1250PM MWF | EDUC 231 | * UNASSIGNED | 35 |
| 008 | 14521 | 0100PM-0150PM MWF | EDUC 231 | JN GRAHAM | 35 |
| 009 | 14522 | 0200PM-0250PM MWF | HLMS 229 | * UNASSIGNED | 35 |
| 010 | 14523 | 0300PM-0350PM MWF | HLMS 137 | * UNASSIGNED | 35 |
| 011 | 14524 | 0800AM-0915AM TR | MUEN E064 | * UNASSIGNED | 35 |
| 012 | 14525 | 1100AM-1215PM TR | EDUC 231 | * UNASSIGNED | 35 |
| 013 | 14526 | 1230PM-0145PM TR | GUGG 3 | * UNASSIGNED | 35 |
| 014 | 14527 | 0330PM-0445PM TR | ECON 205 | * UNASSIGNED | 35 |
| 015 | 14528 | 0600PM-0715PM TR | HLMS 137 | * UNASSIGNED | 35 |
| MODRN & CONTEMP LIT:HNRS | 880 | 1000AM-1050AM MWF | HLMS 220 | * UNASSIGNED | 15 |

II. Undergraduate Writing

| | | | | | | |
|-------------------------|-------|--------------------------|---|--------------|-----------|----|
| ◆ ENGL 1001 | 3 | FRESHMAN WRITING SEMINAR | PREREQS FRSH OR SOPH STANDING. NOT OPEN TO BUSINESS OR ENGINEERING MAJORS. | | | |
| 001 | 14414 | 0800AM-0850AM MWF | HLMS 259 | * UNASSIGNED | 18 | |
| 002 | 14415 | 0900AM-0950AM MWF | LIBR E203 | * UNASSIGNED | 18 | |
| 003 | 14416 | 1000AM-1050AM MWF | LIBR N424B | * UNASSIGNED | 18 | |
| 004 | 14417 | 1000AM-1050AM MWF | HLMS 104 | * UNASSIGNED | 18 | |
| 005 | 14418 | 1100AM-1150AM MWF | LIBR E203 | * UNASSIGNED | 18 | |
| 006 | 14419 | 1200PM-1250PM MWF | ECON 16 | * UNASSIGNED | 18 | |
| 007 | 14420 | 1200PM-1250PM MWF | EDUC 132 | * UNASSIGNED | 18 | |
| 008 | 14421 | 0100PM-0150PM MWF | LIBR E203 | * UNASSIGNED | 18 | |
| 009 | 14422 | 0800AM-0915AM TR | HLMS 259 | * UNASSIGNED | 18 | |
| 010 | 14423 | 1230PM-0145PM TR | LIBR E203 | * UNASSIGNED | 18 | |
| ENGL 1191 | 3 | INTRO CREATIVE WRITING | ENGL 1191 MAY NOT BE TAKEN CONCURRENTLY WITH ENGL 2021 OR 2051. NOT OPEN TO GRAD STUDENTS. | | | |
| 001 | 14425 | 0800AM-0850AM MWF | LIBR N424B | * UNASSIGNED | 20 | |
| 002 | 14426 | 0900AM-0950AM MWF | LIBR N424B | * UNASSIGNED | 20 | |
| 003 | 14427 | 0900AM-0950AM MWF | MUEN E130 | * UNASSIGNED | 20 | |
| 004 | 14428 | 0900AM-0950AM MWF | EDUC 134 | * UNASSIGNED | 20 | |
| 005 | 14429 | 1000AM-1050AM MWF | LIBR E203 | * UNASSIGNED | 20 | |
| 006 | 14430 | 1000AM-1050AM MWF | HLMS 181 | * UNASSIGNED | 20 | |
| 007 | 14431 | 1000AM-1050AM MWF | HLMS 271 | * UNASSIGNED | 20 | |
| 008 | 14432 | 1100AM-1150AM MWF | EDUC 134 | * UNASSIGNED | 20 | |
| 009 | 14433 | 1100AM-1150AM MWF | HLMS 104 | * UNASSIGNED | 20 | |
| 010 | 14434 | 0800AM-0850AM MWF | HLMS 263 | * UNASSIGNED | 20 | |
| 011 | 14435 | 1200PM-1250PM MWF | LIBR E203 | * UNASSIGNED | 20 | |
| 012 | 14436 | 1200PM-1250PM MWF | EDUC 134 | * UNASSIGNED | 20 | |
| 013 | 14437 | 0100PM-0150PM MWF | EDUC 134 | * UNASSIGNED | 20 | |
| 014 | 14438 | 0100PM-0150PM MWF | HLMS 104 | * UNASSIGNED | 20 | |
| 015 | 14439 | 0200PM-0250PM MWF | EDUC 134 | * UNASSIGNED | 20 | |
| 016 | 14440 | 0200PM-0250PM MWF | HLMS 271 | * UNASSIGNED | 20 | |
| 017 | 14441 | 0800AM-0915AM TR | LIBR E203 | * UNASSIGNED | 20 | |
| 018 | 14442 | 0930AM-1045AM TR | LIBR E203 | * UNASSIGNED | 20 | |
| 019 | 14443 | 1100AM-1215PM TR | LIBR E203 | * UNASSIGNED | 20 | |
| ENGL 2021 | 3 | INTRO POETRY WORKSHOP | PREREQ COMPLETION OF ENGL 1191 WITH MIN GRADE OF B- OR TRANSF COURSE EQUIV. DUE TO THE HIGH DEMAND FOR THIS COURSE, STUDENTS WHO HAVE NOT MET THE PREREQ BY 12/29/00, WILL BE ADMINISTRATIVELY DROPPED. STUDENTS MAY NOT TAKE 2 POETRY WORKSHOPS IN THE DEPT DURING THE SAME SEMESTER. | | | |
| 001 | 14486 | 1000AM-1050AM MWF | HLMS 259 | * UNASSIGNED | 20 | |
| 002 | 14487 | 0100PM-0150PM MWF | MUEN E130 | * UNASSIGNED | 20 | |
| 003 | 14488 | 1100AM-1215PM TR | LIBR N424B | JAMATO | 20 | |
| 004 | 14489 | 0330PM-0445PM TR | HLMS 271 | * UNASSIGNED | 20 | |
| ENGL 2051 | 3 | INTRO FICTION WORKSHOP | PREREQ COMPLETION OF ENGL 1191 WITH MIN GRADE OF B- OR TRANSF COURSE EQUIV. DUE TO THE HIGH DEMAND FOR THIS COURSE, STUDENTS WHO HAVE NOT MET THE PREREQ BY 12/29/00, WILL BE ADMINISTRATIVELY DROPPED. STUDENTS MAY NOT TAKE 2 FICTION WORKSHOPS IN THE DEPT DURING THE SAME SEMESTER. | | | |
| 001 | 14490 | 0900AM-0950AM MWF | HLMS 259 | * UNASSIGNED | 20 | |
| 002 | 14491 | 0800AM-0850AM MWF | HLMS 104 | * UNASSIGNED | 20 | |
| TPC-INTRO GRAPHIC NOVEL | 003 | 14492 | 0800AM-0915AM TR | LIBR N424B | MS BAILEN | 20 |
| INTRO FICTION WORKSHOP | 004 | 14493 | 1230PM-0145PM TR | HLMS 104 | JD DORN | 20 |

◆ Indicates an arts and sciences core course.

| | | | | | |
|-------------|-------|-------------------------|--|--------------|----|
| ENGL 3217 | 3 | TPC-FILM/THEORY/GENDER | PREREQ SOPH STANDING. RESTRICTED TO SOPHS/JRS/SRS. RECOMMEND SUCCESSFUL COMPLETION OF ENGL 2010. | | |
| 001 | 14537 | 0400PM-0630PM W | HLMS 211 | A KIBBEY | 35 |
| ENGL 3267 | 3 | WOMEN WRITERS | SAME AS WMST 3267. | | |
| 001 | 23072 | 1200PM-1250PM MWF | MUEN E131 | J GARRITY | 25 |
| ENGL 3377 | 3 | | PREREQ SOPH STANDING. | | |
| 001 | 22976 | 0200PM-0250PM MWF | HLMS 137 | K RIOS | 35 |
| 002 | 23608 | 1100AM-1150AM MWF | ECON 13 | JM RIVERA | 35 |
| ◆ ENGL 3677 | 3 | JEWISH-AMERICAN FICTION | PREREQ SOPH STANDING. | | |
| 001 | 14553 | 0900AM-0950AM MWF | ECON 2 | * UNASSIGNED | 35 |

IX. Critical Studies In English

| | | | | | | | | |
|--------------------------|-------|-------------------------|---|-------------|------------------|----------|------------|----|
| ◆ ENGL 4038 | 3 | BRIT MODERNISM & EMPIRE | ENGL 4038 SECTIONS ARE CRITICAL THINKING COURSES AND ARE NOT REPEATABLE FOR CREDIT. PREREQ JR STANDING; RESTRICTED TO ENGL/HUMN MAJORS; RECOMMEND SUCCESSFUL COMPLETION OF ENGL 2010. | | | | | |
| 001 | 14557 | 1100AM-1150AM MWF | MUEN E130 | J GARRITY | 20 | | | |
| 002 | 14558 | 1200PM-1250PM MWF | LIBR N424B | CL PROUDFIT | 20 | | | |
| PSYCHOLOGICAL FICTION | 001 | 14557 | 1100AM-1150AM MWF | MUEN E130 | J GARRITY | 20 | | |
| NARRATIVE STRUCTURE | 003 | 23150 | 1230PM-0145PM TR | HLMS 259 | BF KAWIN | 20 | | |
| ETHNOGRAPHY & LITERATURE | 004 | 14559 | 0200PM-0315PM TR | HLMS 271 | CL PRESTON | 20 | | |
| THEORIES OF THE REAL | 006 | 23570 | 0100PM-0150PM MWF | HLMS 259 | JM RIVERA | 20 | | |
| ENGL 4728 | 3 | SEM-JAMES JOYCE | 001 | 22715 | 0930AM-1045AM TR | HLMS 259 | BD BASSOFF | 20 |
| SEM-CHICANO/NATV AM NAR | 002 | 23151 | 1200PM-1250PM MWF | HLMS 259 | K RIOS | 20 | | |

X. Graduate Courses

| | | | | | | | | |
|-------------------------------|---|--------------------------|-----|-------|------------------|------------|--------------|----|
| PREREQ GRAD STANDING IN ENGL. | | | | | | | | |
| ENGL 5109 | 3 | TPC-CRIT THRY/TCHING LIT | 001 | 14596 | 0200PM-0315PM TR | HLMS 104 | ME BICKMAN | 15 |
| | | | | | 1100AM-1215PM TR | | | |
| ENGL 5119 | 3 | TPC-MODERNISM | 801 | | 0330PM-0600PM R | MUEN E118 | SM GOLDFARB | 15 |
| ENGL 5129 | 3 | TPC-QUEER THEORY & LIT | 001 | 14598 | 0200PM-0430PM W | HLMS 259 | SH JUHASZ | 15 |
| ENGL 5139 | 3 | TPC-EARLIEST BRIT LIT | 001 | 23543 | 0330PM-0600PM T | ECON 16 | DA BURGER | 15 |
| ENGL 5149 | 3 | TPC-RDG VIRGINIA WOOLF | 001 | 23203 | 0200PM-0430PM M | LIBR M549 | J GARRITY | 15 |
| ENGL 5169 | 3 | TPC-GREEN ROMANTICISM | 001 | 14602 | 0200PM-0430PM R | LIBR M549 | T MORTON | 15 |
| ENGL 5179 | 3 | TPC-THE AMERICAN 1850'S | 001 | 23514 | 0200PM-0430PM T | DUAN G1B39 | MK KLAGES | 15 |
| ENGL 5189 | 3 | TPC-RE-IMAGINING METROP | 001 | 14603 | 0200PM-0430PM M | HLMS 259 | FL ALDAMA | 15 |
| ENGL 5199 | 3 | TPC-GENRE STUDY: HORROR | 001 | 14604 | 0200PM-0430PM R | LIBR N424B | KK HURLEY | 15 |
| ENGL 5239 | 3 | FICTION WORKSHOP | 801 | | 0300PM-0530PM W | ECON 16 | J DESHELL | 15 |
| ENGL 5259 | 3 | NONFICTION WORKSHOP | 801 | | 0600PM-0850PM M | HLMS 259 | * UNASSIGNED | 15 |
| ENGL 5289 | 3 | SCRIPTWRITING WORKSHOP | 801 | | 0200PM-0430PM T | LIBR N424B | SR KATZ | 15 |
| ENGL 5559 | 3 | STD-VICTORIAN SEXUALITY | 001 | 23515 | 0300PM-0530PM W | LIBR M549 | SA ZEMKA | 15 |

English As A Second Language

Hellems 290 (303-492-8456)

ESLG COURSES DO NOT COUNT TOWARD GRADUATION HOURS. PLACEMENT IN ESLG COURSES IS BY TEST OR INSTRUCTOR CONSENT.

| | | | | | | | | |
|-----------|---|-------------------------|---|-------|-------------------|----------|--|----|
| ESLG 1110 | 3 | SPOKEN ENGLISH FOR F-S | 001 | 15669 | 0800AM-0850AM MWF | HUMN 145 | | 18 |
| ESLG 1120 | 3 | ADV SPOKEN ENGLISH F-S | 001 | 15670 | 0900AM-0950AM MWF | | | 18 |
| ESLG 1210 | 3 | WRITTEN COMPOSITION F-S | 001 | 15671 | 0800AM-0915AM TR | HUMN 270 | | 18 |
| ESLG 1220 | 3 | ADV WRITTEN COMP F-S | PREREQ ESLG 1210 OR INSTRUCTOR CONSENT. | | | | | |
| | | | 001 | 15672 | 0930AM-1045AM TR | HLMS 104 | | 18 |
| ESLG 1310 | 3 | INT APPLIED ENGL STR-FS | 001 | 23507 | 0800AM-0915AM TR | HUMN 335 | | 16 |
| ESLG 1320 | 3 | ADV APPLIED ENGL STR-FS | 001 | 15674 | 0800AM-0850AM MWF | HUMN 370 | | 18 |

Sections 700-899 are controlled enrollment - see department for eligibility

Core Course
Department
Course Number
Credits
Course Title

Sec. Number
Call Number
Time/Days

Blgd/Room
Instructor

Max.
Enrollment

Environmental, Population, and Organismic Biology - Ramaley N122D (303-492-5676)

THIS DEPARTMENT USES BOTH AUTOMATIC AND RESEQUENCED WAIT LISTS. (SEE "USING WAIT LISTS" IN THE FRONT OF THIS SCHEDULE.) INDEPENDENT STUDY COURSE WORK IS AVAILABLE. PLEASE CONSULT THE DEPARTMENT OFFICE FOR FURTHER INFORMATION. GRADUATE STUDENTS NEEDING TO REGISTER FOR MASTER'S THESIS, MASTER'S DEGREE CANDIDATE, OR DOCTORAL THESIS, PLEASE CONSULT THE DEPARTMENT FOR FURTHER INFORMATION. EACH COURSE IN THIS DEPARTMENT HAS A COURSE FEE OF \$21 (SUBJECT TO CHANGE) FOR SPECIALIZED SUPPLIES AND EQUIPMENT. REFER TO THE TUITION AND FEES SECTION OF THIS HANDBOOK.

| | | | | | | | | | |
|-------------|-----|--------------------------|---|-------------------|------------|--------------|--|-----|--|
| ◆ EPOB 1040 | 3 | BIOLOGY-HUMAN APPROACH 2 | PREREQ EPOB 1030. RECOMMENDED FOR NON-SCIENCE MAJORS. EVENING EXAMS FOR ALL SECTIONS ON FEB 12 & MAR 19, 6:30PM. | | | | | | |
| | | 001 | 14866 | 1200PM-1250PM MWF | RAMY C250 | | | 200 | |
| | | 002 | 14867 | 0200PM-0250PM MWF | RAMY C250 | | | 200 | |
| ◆ EPOB 1050 | 1 | BIOL-HUMAN APPROACH LAB | RECOMMENDED FOR NON-SCIENCE MAJORS. DUE TO EXTREME DEMAND FOR THIS COURSE, STUDENTS NOT ATTENDING THE FIRST CLASS MAY BE ADMINISTRATIVELY DROPPED. USES ANIMALS AND ANIMAL TISSUES. | | | | | | |
| | | 001 | 14876 | 1000AM-1150AM T | KTCH 304 | RE HEISLER | | 18 | |
| | | 002 | 14877 | 1200PM-0150PM T | KTCH 304 | | | 13 | |
| | | 003 | 14878 | 0200PM-0350PM T | KTCH 304 | | | 18 | |
| | | 004 | 14879 | 1000AM-1150AM W | KTCH 304 | | | 13 | |
| | | 005 | 14880 | 1200PM-0150PM W | KTCH 304 | | | 18 | |
| | | 006 | 14881 | 0200PM-0350PM W | KTCH 304 | | | 18 | |
| | | 007 | 14882 | 1000AM-1150AM R | KTCH 304 | | | 18 | |
| | | 008 | 14883 | 1200PM-0150PM R | KTCH 304 | | | 18 | |
| | | 009 | 14884 | 0200PM-0350PM R | KTCH 304 | | | 8 | |
| ◆ EPOB 1220 | 3 | GENERAL BIOLOGY 2 | PREREQ EPOB 1210 OR EQUIV. RECOMMENDED FOR SCIENCE MAJORS. EVENING EXAMS FOR ALL SECTIONS ON FEB 5, MAR 5 & APR 9 FROM 6:30-8:30PM. | | | | | | |
| | | 001 | 14894 | 1100AM-1150AM MWF | MUEN E050 | J MORENO | | 340 | |
| | | 002 | 14895 | 0800AM-0915AM TR | MUEN E050 | R DIDOMENICO | | 340 | |
| | | 003 | 14896 | 0330PM-0445PM TR | RAMY C250 | R DIDOMENICO | | 200 | |
| ◆ EPOB 1240 | 1 | GENERAL BIOLOGY LAB 2 | RECOMMENDED FOR SCIENCE MAJORS. USES ANIMALS AND ANIMAL TISSUE. | | | | | | |
| | | 001 | 14903 | 1100AM-0150PM M | RAMY C147 | J BASEY | | 64 | |
| | | 002 | 14904 | 0200PM-0450PM M | RAMY C147 | | | 59 | |
| | | 003 | 14905 | 0800AM-1050AM T | RAMY C147 | | | 64 | |
| | | 004 | 14906 | 1100AM-0150PM T | RAMY C147 | | | 64 | |
| | | 005 | 14907 | 0200PM-0450PM T | RAMY C147 | | | 64 | |
| | | 006 | 14908 | 0500PM-0750PM T | RAMY C147 | | | 64 | |
| | | 007 | 14909 | 1100AM-0150PM W | RAMY C147 | | | 64 | |
| | | 008 | 14910 | 0200PM-0450PM W | RAMY C147 | | | 59 | |
| | | 009 | 14911 | 1100AM-0150PM R | RAMY C147 | | | 59 | |
| | | 010 | 14912 | 0200PM-0450PM R | RAMY C147 | | | 59 | |
| ◆ EPOB 2060 | 4 | CELL/INTEGR PHYSIOLOGY | PREREQ EPOB 2050. INTENDED FOR FRESHMAN EPOB MAJORS. | | | | | | |
| | | 010 | | 0200PM-0315PM TR | RAMY C250 | RK MONSON | | 172 | |
| 0 | LAB | L011 | 14925 | 0800AM-1050AM T | RAMY N1B24 | | | 16 | |
| | | L012 | 14926 | 0800AM-1050AM T | RAMY N1B36 | | | 16 | |
| | | L013 | 22761 | 1100AM-0150PM T | RAMY N1B24 | | | 8 | |
| | | L014 | 14928 | 1100AM-0150PM T | RAMY N1B36 | | | 8 | |
| | | L015 | 14929 | 1100AM-0150PM W | RAMY N1B24 | | | 16 | |
| | | L016 | 14930 | 1100AM-0150PM W | RAMY N1B36 | | | 16 | |
| | | L017 | 22765 | 0200PM-0450PM W | RAMY N1B24 | | | 6 | |
| | | L018 | 22766 | 0200PM-0450PM W | RAMY N1B36 | | | 6 | |
| | | L019 | 22767 | 0800AM-1050AM R | RAMY N1B24 | | | 7 | |
| | | L020 | 22769 | 0800AM-1050AM R | RAMY N1B36 | | | 16 | |
| | | L021 | 22771 | 1100AM-0150PM R | RAMY N1B24 | | | 16 | |
| | | L022 | 22772 | 1100AM-0150PM R | RAMY N1B36 | | | 16 | |
| ◆ EPOB 2080 | 4 | EVOLUTIONARY BIOLOGY | PREREQS EPOB 2050-2060 AND EPOB 2070. INTENDED FOR SOPHOMORE EPOB MAJORS. | | | | | | |
| | | 010 | | 1100AM-1150AM MWF | HUMN 1B50 | A DE QUEIROZ | | 160 | |

| | | | | | | | | | |
|-------------|-----|-------------------------|--|-------------------|------------------|-----------------|-----------|-----------|----|
| EPOB 3430 | 5 | HUMAN PHYSIOLOGY | PREREQS EPOB 1210-1240 OR EPOB 2050-2060, OR EQUIV, AND CHEM 1071, 1131 OR 1171. EPOB 3420 STRONGLY RECOMMENDED. THIS COURSE USES ANIMALS AND/OR ANIMAL TISSUES. | | | | | | |
| | | | | 100 | 0200PM-0315PM TR | BESC 180 | R LYNCH | 160 | |
| EPOB 3430 | 0 | LAB | | L101 | 15022 | 0100PM-0450PM M | RAMY N168 | M OSADJAN | 16 |
| | | | | L102 | 15023 | 0500PM-0850PM M | RAMY N168 | | 16 |
| | | | | L103 | 15024 | 0500PM-0850PM M | RAMY N176 | | 16 |
| | | | | L104 | 15025 | 0930AM-0120PM T | RAMY N168 | | 16 |
| | | | | L105 | 15026 | 0930AM-0120PM R | RAMY N168 | | 16 |
| | | | | L106 | 15027 | 0100PM-0450PM W | RAMY N168 | | 16 |
| | | | | L107 | 15028 | 0100PM-0450PM W | RAMY N176 | | 16 |
| | | | | L108 | 15029 | 0500PM-0850PM W | RAMY N168 | | 16 |
| | | | | L109 | 15030 | 0930AM-0120PM R | RAMY N168 | | 16 |
| | | | | L110 | 15031 | 0930AM-0120PM R | RAMY N176 | | 16 |
| 5 | | HUMAN PHYSIOLOGY | | 200 | 0800AM-0915AM TR | RAMY C250 | C CAREY | 144 | |
| 0 | LAB | L201 | 15036 | 0800AM-1150AM M | RAMY N168 | | | 16 | |
| | | L202 | 15037 | 0100PM-0450PM M | RAMY N176 | | | 16 | |
| | | L203 | 15038 | 0200PM-0550PM T | RAMY N168 | | | 16 | |
| | | L204 | 15039 | 0200PM-0550PM T | RAMY N176 | | | 16 | |
| | | L205 | 15040 | 0800AM-1150AM W | RAMY N168 | | | 16 | |
| | | L206 | 15041 | 0800AM-1150AM W | RAMY N176 | | | 16 | |
| | | L207 | 15042 | 0500PM-0850PM W | RAMY N176 | | | 16 | |
| | | L208 | 22762 | 0200PM-0550PM R | RAMY N168 | | | 16 | |
| | | L209 | 22763 | 0200PM-0550PM R | RAMY N176 | | | 16 | |
| EPOB 3500 | 4 | PLANT KINGDOM | PREREQS EPOB 1210, 1220, 1230, AND 1240, OR EQUIV; OR EPOB 2080 AND ONE OF THE FOLLOWING: EPOB 2050, 2060, 2070. | | | | | | |
| | | 010 | | 1230PM-0145PM TR | RAMY N1B23 | WE FRIEDMAN | | 77 | |
| 0 | LAB | L011 | 15046 | 0200PM-0450PM T | RAMY N276 | | | 13 | |
| | | L012 | 15047 | 0900AM-1150AM W | RAMY N276 | | | 13 | |
| | | L013 | 15048 | 0200PM-0450PM W | RAMY N276 | | | 12 | |
| | | L014 | 15049 | 0930AM-1220PM R | RAMY N276 | | | 13 | |
| | | L015 | 15050 | 0600PM-0850PM W | RAMY N276 | | | 13 | |
| | | L016 | 15051 | 0600PM-0850PM T | RAMY N276 | | | 13 | |
| EPOB 3520 | 4 | PLANT SYSTEMATICS | PREREQS EPOB 1210-1240 OR EPOB 2050-2060 OR EQUIV; OR EPOB 2070-2080. | | | | | | |
| | | 010 | | 0100PM-0150PM MWF | RAMY N1B23 | AM ARFT | | 65 | |
| 0 | LAB | L011 | 15053 | 0200PM-0450PM M | RAMY C231 | | | 17 | |
| | | L012 | 15054 | 0900AM-1150AM T | RAMY C231 | | | 16 | |
| | | L013 | 15055 | 0200PM-0450PM T | RAMY C231 | | | 16 | |
| | | L014 | 15056 | 0200PM-0450PM W | RAMY C231 | | | 16 | |
| EPOB 3630 | 3 | PARASITOLOGY | PREREQS EPOB 1210-1240 OR EPOB 2050-2060, OR EQUIV. THIS COURSE USES ANIMALS AND/OR ANIMAL TISSUES. | | | | | | |
| | | 010 | | 1230PM-0120PM TR | RAMY N1B76 | JH BUSHNELL | | 20 | |
| 0 | LAB | L011 | 15058 | 0130PM-0420PM TR | RAMY N1B76 | | | 20 | |
| EPOB 3650 | 3 | EMBRYOLOGY | PREREQS EPOB 1210, 1220 AND 3200; OR 2060 AND 2070; ; OR EQUIV. COREQ EPOB 3660. SIMILAR TO MCDB 4650 AND MCDB 4620. | | | | | | |
| | | 001 | 15059 | 0930AM-1045AM TR | RAMY N1B23 | KH LOPEZ | | 30 | |
| EPOB 3660 | 2 | DEVELOPMENTAL BIOL LAB | PREREQS EPOB 2060-2070, OR EPOB 3200, OR MCDB 2150; COREQ EPOB 3650 OR MCDB 4650. SAME AS MCDB 4660. SIMILAR TO MCDB 4630. THIS COURSE USES ANIMALS AND/OR ANIMAL TISSUES. THIS COURSE USES ANIMALS AND/OR ANIMAL TISSUES. | | | | | | |
| | | 002 | 15060 | 0500PM-0850PM T | MCDB A1B16 | | | 20 | |
| | | 004 | 15061 | 0100PM-0450PM W | MCDB A1B16 | | | 20 | |
| | | 006 | 15062 | 0500PM-0850PM W | MCDB A1B16 | | | 20 | |
| EPOB 3720 | 5 | COMP VERTEBRATE ANATOMY | PREREQS EPOB 1210-1240 OR EPOB 2050-2060, OR EQUIV. THIS COURSE USES ANIMALS AND/OR ANIMAL TISSUES. | | | | | | |
| | | 010 | | 1230PM-0145PM TR | RAMY C209 | | | 20 | |
| 0 | LAB | L011 | 15064 | 0200PM-0450PM TR | RAMY C209 | RE HEISLER | | 20 | |
| EPOB 3930 | 1-6 | INTERNSHIP | | 800 | TBA | | | 5 | |
| ◆ EPOB 3940 | 3 | ARGUMENT SCIENT WRITING | PREREQ JR/SR STANDING. RESTRICTED TO EPOB MAJORS THROUGH NOV 20. DUE TO HIGH DEMAND FOR THIS COURSE, STUDENTS NOT ATTENDING THE FIRST TWO CLASSES MAY BE ADMINISTRATIVELY DROPPED. | | | | | | |

| | | | | | | |
|-------------|--------------------------|--------------------------|--|------------------------|---------------------|----|
| 0 | RECITATION | R011 22692 | 0900AM-1050AM M | RAMY N1B36 | 16 | |
| | | R012 22693 | 1200PM-0150PM M | RAMY N1B75 | 16 | |
| | | R013 22694 | 0200PM-0350PM M | RAMY N1B75 | 16 | |
| | | R014 22695 | 0930AM-1120AM T | KTCH 307 | 16 | |
| | | R015 22696 | 0330PM-0520PM T | RAMY N1B75 | 16 | |
| | | R016 22697 | 0900AM-1050AM W | RAMY N1B36 | 16 | |
| | | R017 22698 | 1200PM-0150PM W | RAMY N1B75 | 16 | |
| | | R018 22699 | 0200PM-0350PM W | RAMY N1B75 | 16 | |
| | | R019 22700 | 0930AM-1120AM R | KTCH 307 | 16 | |
| | | R020 22701 | 0330PM-0520PM R | RAMY N1B75 | 16 | |
| ◆ EPOB 2660 | 5 | HNRS CELL/INT PHYSIOLOGY | PREREQ EPOB 2050 AND CONSENT OF HONORS PROGRAM. SIMILAR TO EPOB 2060, EPOB 1210. | | | |
| | | 890 | 0200PM-0315PM TR | RAMY C250 RK MONSON | 10 | |
| 0 | RECITATION | R891 | 1100AM-1150AM W | LIBR M498 C CAREY | 10 | |
| | LAB | L892 | 0200PM-0450PM W | RAMY N1B24 | 10 | |
| 5 | HNRS CELL/INT PHYSIOLOGY | 893 | 0200PM-0315PM TR | RAMY C250 RK MONSON | 10 | |
| 0 | RECITATION | R894 | 0100PM-0150PM W | LIBR M498 C CAREY | 10 | |
| | LAB | L895 | 0200PM-0450PM W | RAMY N1B36 | 10 | |
| EPOB 2680 | 5 | HONORS EVOL BIOLOGY | PREREQS EPOB 2050 AND 2060 OR EPOB 1210-1240; AND EPOB 2070. SIMILAR TO EPOB 2080. | | | |
| | | 880 | 1100AM-1150AM MWF | HUMN 1B50 A DE QUEIROZ | 10 | |
| EPOB 2680 | 0 | RECITATION | R881 | 0400PM-0450PM W | LIBR M498 B BENNETT | 10 |
| | | R882 | 0330PM-0520PM T | RAMY N1B75 | 10 | |
| 5 | HONORS EVOL BIOLOGY | 883 | 1100AM-1150AM MWF | HUMN 1B50 A DE QUEIROZ | 10 | |
| 0 | RECITATION | R884 | 0500PM-0550PM W | LIBR M498 | 10 | |
| | | R885 | 0330PM-0520PM R | RAMY N1B75 B BENNETT | 10 | |
| EPOB 3020 | 3 | PRINCIPLES OF ECOLOGY | PREREQS EPOB 1210-1220 OR EQUIV. RESTRICTED TO EPOB/ENVS MAJORS THROUGH NOV 20. | | | |
| | | 001 | 14998 0930AM-1045AM TR | RAMY C250 W BOWMAN | 204 | |
| EPOB 3200 | 4 | GENETICS | PREREQS EPOB 1210-1220 OR EQUIV. RESTRICTED TO EPOB MAJORS THROUGH NOV 20. | | | |
| | | 010 | 1230PM-0145PM TR | RAMY C250 | 180 | |
| 0 | RECITATION | R011 15002 | 0800AM-0950AM M | RAMY N1B75 | 20 | |
| | | R012 15003 | 0800AM-0950AM W | RAMY N1B75 | 20 | |
| | | R013 15004 | 0200PM-0350PM M | RAMY N183 | 20 | |
| | | R014 15005 | 0200PM-0350PM W | RAMY N183 | 20 | |
| | | R015 15006 | 0930AM-1120AM T | KTCH 305 | 20 | |
| | | R016 15007 | 0930AM-1120AM R | KTCH 305 | 20 | |
| | | R017 15008 | 0200PM-0350PM T | | 20 | |
| | | R018 15009 | 0200PM-0350PM R | RAMY N1B75 | 20 | |
| | | R019 15010 | 0400PM-0550PM T | DUAN G1B35 | 20 | |
| EPOB 3240 | 4 | ANIMAL BEHAVIOR | PREREQS EPOB 1210-1240 OR EPOB 2050 & 2060 OR EQUIV. | | | |
| | | 010 | 0930AM-1045AM TR | EKLC E1B20 MD BREED | 109 | |
| 0 | LAB | L011 22707 | 0300PM-0450PM M | KTCH 305 | 20 | |
| | | L012 22708 | 0300PM-0450PM M | RAMY N1B36 | 20 | |
| | | L013 22709 | 0330PM-0520PM T | KTCH 305 | 20 | |
| | | L014 22710 | 0330PM-0520PM T | RAMY N1B36 | 20 | |
| | | L015 22711 | 0200PM-0350PM W | KTCH 305 | 20 | |
| | | L016 22712 | 0200PM-0350PM W | RAMY N1B76 | 20 | |
| EPOB 3400 | 4 | MICROBIOLOGY | PREREQS EPOB 1210, 1220, 1230 & 1240 OR EPOB 2050-2060 OR EQUIV. | | | |
| | | 010 | 0930AM-1045AM TR | HUMN 150 S SCHMIDT | 109 | |
| 0 | LAB | L011 15013 | 0800AM-0950AM MW | RAMY N268 | 13 | |
| | | L012 15014 | 1000AM-1150AM MW | RAMY N268 | 14 | |
| | | L013 15015 | 1200PM-0150PM MW | RAMY N268 | 13 | |
| | | L014 15016 | 0200PM-0350PM MW | RAMY N268 | 13 | |
| | | L015 15017 | 1100AM-1250PM TR | RAMY N268 | 14 | |
| | | L016 15018 | 0100PM-0250PM TR | RAMY N268 | 14 | |
| | | L017 15019 | 0300PM-0450PM TR | RAMY N268 | 14 | |
| | | L018 15020 | 0400PM-0550PM MW | RAMY N268 | 13 | |

◆ Indicates an arts and sciences core course.

| | | | | | | |
|-------------|-----|---------------------------|---|------------|----------------|----|
| | | 001 15154 | 1000AM-1050AM MWF | KTCH 308 | JH CARPENTER | 20 |
| | | 002 15155 | 1100AM-1150AM MWF | KTCH 308 | JH CARPENTER | 20 |
| | | 003 15156 | 0930AM-1045AM TR | KTCH 308 | M KREST | 20 |
| | | 004 15157 | 1230PM-0145PM TR | KTCH 308 | M KREST | 20 |
| | | 005 15158 | 0900AM-0950AM MWF | KTCH 308 | | 20 |
| EPOB 4010 | 2 | TCHG BIO-GENETICS | 800 | TBA | | 15 |
| | | TCHG BIO-GENERAL BIOLOGY | 801 | TBA | J BBASEY | 15 |
| | | TCHG BIO-MICROBIOLOGY | 802 | TBA | S SCHMIDT | 15 |
| | | TCHG BIO-HUMAN PHYSIOLOGY | 803 | TBA | M OSADJAN | 15 |
| | | TCHG BIO-PLANT KINGDOM | 804 | TBA | WE FRIEDMAN | 15 |
| | | TCHG BIO-HUMAN APPROACH | 805 | TBA | RE HEISLER | 15 |
| | | TCHG BIO-PLANT SYSTEMAT | 806 | TBA | | 15 |
| | | TCHG BIO-COMP ANATOMY | 807 | TBA | RE HEISLER | 15 |
| EPOB 4030 | 3 | LIMNOLOGY | PREREQS EPOB 2050-2060 OR EPOB 3020. SAME AS EPOB 5030. | | | |
| | | 001 | 15169 0900AM-0950AM MWF | RAMY N1B23 | WM LEWIS | 68 |
| EPOB 4040 | 3 | CONSERVATION BIOLOGY | PREREQS EPOB 2050-2060, OR EPOB 3020. SAME AS EPOB 5040 AND ENVS 4040. | | | |
| | | 001 | 22719 0330PM-0445PM TR | RAMY N1B23 | CE BOCK | 35 |
| EPOB 4165 | 3 | LANDSCAPE ECOLOGY | PREREQS EPOB 2050-2060, OR EPOB 3020, OR EQUIV. SAME AS EPOB 5165. | | | |
| | | 001 | 22703 0930AM-1045AM TR | HUMN 125 | CA WESSMAN | 35 |
| EPOB 4170 | 3 | ECOSYSTEM ECOLOGY | PREREQ EPOB 2050-2060 OR EPOB 3020. SAME AS EPOB 5170. | | | |
| | | 001 | 15171 0800AM-0915AM TR | HUMN 135 | AR TOWNSEND | 50 |
| ◆ EPOB 4180 | 3 | ECOL PERSP GLOBAL CHANGE | PREREQ MIN 14 HOURS EPOB COURSEWORK, INCLUDING EPOB 3020 OR 2070. RESTRICTED TO STUDENTS WITH 60-180 PREDICTED CUM HRS. DUE TO HIGH DEMAND FOR THIS COURSE, STUDENTS NOT ATTENDING THE FIRST TWO CLASSES MAY BE ADMINISTRATIVELY DROPPED. | | | |
| | | 001 | 15172 0930AM-1045AM TR | MUEN D439 | H NICHOLS | 25 |
| | | 002 | 15173 0200PM-0315PM TR | MUEN D439 | H NICHOLS | 25 |
| EPOB 4410 | 4 | BIOMETRY | PREREQS EPOB 1210-1240, OR EPOB 2050-2060, OR EQUIV. SAME AS EPOB 5410. | | | |
| | | 010 | 0200PM-0250PM MWF | HUMN 125 | M GRANT | 10 |
| 0 | LAB | L011 15175 | 1230PM-0315PM T | MUEN E311 | | 10 |
| EPOB 4630 | 3 | FIELD BIOLOGY | PREREQS EPOB 2050-2060 OR EPOB 3020. RESTRICTED TO EPOB/ENVS MAJORS THRU NOV 20. | | | |
| | | 010 | 0200PM-0350PM M | HUMN 1B90 | ER STONE | 42 |
| 0 | LAB | L011 15179 | 0100PM-0450PM T | KTCH 307 | | 14 |
| | | L012 15180 | 0100PM-0450PM W | KTCH 307 | | 14 |
| | | L013 15181 | 0100PM-0450PM R | KTCH 307 | | 14 |
| EPOB 4720 | 3 | BIO OF HUMAN REPRODUCT | PREREQS EPOB 1210-1240 OR 2050-2060 & 3420, 3430, 3700 OR 3720. | | | |
| | | 001 | 23460 0330PM-0445PM TR | HUMN 135 | HB AUSTIN | 70 |
| EPOB 4750 | 3 | ORNITHOLOGY | PREREQ EPOB 2050-2060 OR EPOB 3020. SAME AS EPOB 5750. THIS COURSE USES ANIMALS AND/OR ANIMAL TISSUES. | | | |
| | | 010 | 0800AM-0915AM TR | RAMY N183 | A CRUZ | 20 |
| 0 | LAB | L011 15185 | 0930AM-1215PM T | RAMY N1B76 | | 10 |
| | | L012 15186 | 0930AM-1215PM R | RAMY N1B76 | | 10 |
| ◆ EPOB 4800 | 3 | | PREREQ MINIMUM 14 HRS EPOB COURSEWORK. SAME AS EPOB 5800. RESTRICTED TO STUDENTS WITH 60-180 PRED CUM HRS. SEC 005 (PLANT MORPH) HAS COREQ EPOB 4860-001. | | | |
| | | 001 | 15187 0930AM-1045AM TR | RAMY N1B31 | B DEMMIG-ADAMS | 20 |
| | | 002 | 15188 1230PM-0145PM TR | MUEN D439 | AC BEKOFF | 20 |
| | | 003 | 15189 0200PM-0315PM TR | RAMY N183 | A CRUZ | 20 |
| | | 004 | 15190 0330PM-0445PM TR | RAMY N183 | D STOCK | 20 |
| | | 005 | 15191 0900AM-0950AM MWF | RAMY N183 | P DIGGLE | 20 |
| | | 006 | 15192 0200PM-0315PM TR | RAMY N1B31 | YB LINHART | 20 |
| EPOB 4820 | 3 | SCI HON THESIS WRITING | THIS IS AN HONORS PROGRAM COURSE; SEE LIBR M400C. | | | |
| | | 880 | 0200PM-0315PM TR | KTCH 308 | JH CARPENTER | 12 |
| EPOB 4860 | 1 | CRIT THINK IN BIOL-LAB | COREQ EPOB 4800-005 (PLANT MORPH). | | | |
| | | 001 | 15239 0100PM-0330PM F | RAMY C231 | P DIGGLE | 15 |
| EPOB 5030 | 3 | LIMNOLOGY | SAME AS EPOB 4030. | | | |
| | | 001 | 15283 0900AM-0950AM MWF | RAMY N1B23 | WM LEWIS | 7 |
| EPOB 5040 | 3 | CONSERVATION BIOLOGY | SAME AS EPOB 4040. | | | |
| | | 001 | 22720 0330PM-0445PM TR | RAMY N1B23 | CE BOCK | 7 |

Sections 700-899 are controlled enrollment - see department for eligibility

| Core Course Department | Course Number | Credits | Course Title | Sec. Number | Call Number | Time/Days | Blgd/Room | Instructor | Max Enrollment |
|---------------------------|---------------|--------------------------|---|-------------|-------------|-------------------|------------|-------------------------|-------------------|
| EPOB 5165 | 3 | LANDSCAPE ECOLOGY | SAME AS EPOB 4165. | 001 | 22702 | 0930AM-1045AM TR | HUMN 125 | CA WESSMAN | 5 |
| EPOB 5170 | 3 | ECOSYSTEM ECOLOGY | SAME AS EPOB 4170. | 001 | 15285 | 0800AM-0915AM TR | HUMN 135 | ART TOWNSEND | 10 |
| EPOB 5320 | 3 | EVOLUTIONARY BIOLOGY | PREREQ GRAD STANDING. | 001 | 15286 | 0930AM-1045AM TR | RAMY N183 | YB LINHART A MARTIN | 24 |
| EPOB 5410 | 4 | BIOMETRY | SAME AS EPOB 4410. | 010 | | 0200PM-0250PM MWF | HUMN 125 | M GRANT | 20 |
| | 0 | LAB | | L011 | 15289 | 0330PM-0615PM T | MUEN E311 | | 20 |
| EPOB 5750 | 3 | ORNITHOLOGY | SAME AS EPOB 4750. THIS COURSE USES ANIMALS AND ANIMAL TISSUES. | 010 | | 0800AM-0915AM TR | RAMY N183 | A CRUZ | 4 |
| | 0 | LAB | | L011 | 15295 | 0930AM-1215PM T | RAMY N1B76 | | 2 |
| | | | | L012 | 15296 | 0930AM-1215PM R | RAMY N1B76 | | 2 |
| EPOB 5800 | 3 | CT-ANTIOXIDANTS & HEALTH | SAME AS EPOB 4800. | 001 | 15297 | 0930AM-1045AM TR | RAMY N1B31 | B DEMMIG-ADAMS | 5 |
| | | CT-ISLAND BIOLOGY | | 003 | 15299 | 0200PM-0315PM TR | RAMY N183 | A CRUZ | 5 |
| | | CT-PLANT MORPHOLOGY | | 005 | 22943 | 0900AM-0950AM MWF | RAMY N183 | P DIGGLE | 5 |
| | | CT-EVOLUTION IN ACTION | | 006 | 22958 | 0200PM-0315PM TR | RAMY N1B31 | YB LINHART | 5 |
| EPOB 5820 | 3 | GRADUATE WRITING SEM | PREREQS GRADUATE STANDING AND BASIC PROFICIENCY IN ENGLISH AS A WRITTEN LANGUAGE. | 001 | 15300 | 0100PM-0250PM M | KTCH 308 | M KREST | 10 |
| | | | | | | 0100PM-0150PM W | KTCH 308 | | |
| EPOB 5860 | 1 | CRIT THINK IN BIOL-LAB | SAME AS EPOB 4860. COREQ EPOB 5800-005 (PLANT MORPH). | 001 | 23026 | 0100PM-0330PM F | RAMY C231 | P DIGGLE | 5 |
| EPOB 6000 | 2 | SEM-INTRO/BIOLOGICAL RES | | 001 | 15350 | 0400PM-0515PM MF | RAMY N1B23 | D BOWERS | 25 |
| EPOB 6100 | 2 | SEM-ALPINE/SUBALPINE ECO | SAME AS EPOB 7100. | 001 | 15352 | TBA | | T SEASTEDT S SCHMIDT | 15 |
| | | SEM-TROPICAL ECOLOGY | | 002 | 22685 | 1230PM-0220PM T | RAMY N1B75 | MD BREED | 15 |
| EPOB 6300 | 2 | SEM-PHYSIOL HARSH ENVIRN | | 001 | 15354 | TBA | | TT GLEESON | 15 |

Environmental Studies Program

Benson Earth Sciences 246A (303-492-5676)

| | | | | | | | | | |
|-------------|---|---------------------------|---|-----|-------|-------------------|------------|------------|----|
| ENVS 3003 | 3 | RACE, CLASS/POLLUTION POL | RESTRICTED TO JR/SR ENVS OR ETHN MAJORS. SAME AS ETHN 3003 | 001 | 22904 | 1100AM-1215PM TR | KTCH 234 | A ANDERSON | 25 |
| ◆ ENVS 3020 | 3 | ADV WRITING IN ENVS | PREREQ JR/SR STANDING. RESTRICTED TO ENVS MAJORS. DUE TO HIGH DEMAND, YOU MUST ATTEND FIRST TWO CLASSES OR BE ADMINISTRATIVELY DROPPED. | 001 | 14850 | 0930AM-1045AM TR | MUEN E114 | D MILLER | 18 |
| | | | | 002 | 14851 | 1100AM-1215PM TR | MUEN E114 | D MILLER | 18 |
| | | | | 003 | 22780 | 0200PM-0315PM TR | CHEM 133 | D MILLER | 18 |
| ENVS 3520 | 3 | ENVIR ISSUES/GEOSCIENCES | SAME AS GEOL 3520. | 001 | 14852 | 0900AM-0950AM MWF | BESC 185 | JWC WHITE | 75 |
| ENVS 3930 | 3 | INTERNSHIP | | 801 | | 0700PM-0930PM M | BESC 185 | JWC WHITE | 24 |
| | | | | 802 | | 0700PM-0930PM M | BESC 185 | JWC WHITE | 24 |
| ENVS 4040 | 3 | CONSERVATION BIOLOGY | PREREQ EPOB 3020. SAME AS EPOB 4040/5040. | 001 | 23443 | 0330PM-0445PM TR | RAMY N1B23 | CE BOCK | 35 |
| ENVS 4100 | 3 | TPC-THE WAR/ENVIRONMENT | PREREQ JR/SR STANDING. ENVS MAJOR. | 001 | 14855 | 0200PM-0315PM TR | MUEN E064 | A ANDERSON | 30 |
| ENVS 4110 | 3 | TPC-THE NUCLEAR AGE | PREREQ JR/SR STANDING. ENVS MAJOR. | 001 | 14856 | 1100AM-1215PM TR | ECON 13 | JS SELBIN | 40 |
| ENVS 4201 | 3 | BIOMETEOROLOGY | PREREQ GEOG 1001. SAME AS GEOG 4201. | 001 | 23288 | 0200PM-0315PM TR | MUEN D144 | P BLANKEN | 20 |
| ENVS 4990 | 3 | SENIOR THESIS | PREREQ 3.3-3.5 GPA. | 801 | | TBA | | | 20 |

American Indian Studies

| | | | | | | | | | |
|-------------|---|------------------------|-------------------------|-----|-------|------------------|----------|--------------|-----|
| ◆ AIST 2000 | 3 | PRECONTACT NATIVE AMER | | 001 | 23474 | 0330PM-0445PM TR | ECCR 265 | | 100 |
| ◆ AIST 3210 | 3 | AMERICAN INDIAN WOMEN | | 001 | 10105 | 0330PM-0445PM TR | ECON 13 | MC CHURCHILL | 10 |
| ◆ AIST 4565 | 3 | N AMER INDIAN ACCULTUR | SAME AS ANTH 4560/5560. | 001 | 23253 | 0200PM-0315PM TR | HALE 260 | DE WALKER | 20 |

Asian American Studies

| | | | | | | | | | |
|-------------|---|--------------------------|---|-----|-------|-------------------|------------|----------------|----|
| ◆ AAST 2210 | 3 | JAPANESE-AMER EXPERIENCE | RECOMMENDED PREREQ AAST 1015. | 001 | 23476 | 0200PM-0250PM MWF | MUEN E118 | LR HIRABAYASHI | 30 |
| AAST 2752 | 3 | SURVEY OF ASIAN AMER LIT | SAME AS ENGL 2757. | 001 | 10000 | 0200PM-0315PM TR | HALE 235 | | 15 |
| ◆ AAST 3013 | 3 | ASIAN/PACIFIC AM COMMUN | | 001 | 23475 | 1100AM-1215PM TR | RAMY N1B23 | | 40 |
| ◆ AAST 3671 | 3 | IMMIGRANT WOMEN IN ECON | PREREQ JR/SR STANDING OR INSTRUCTOR CONSENT. SAME AS WMST 3670, ETHN 3670, AND CHST 3670. | 001 | 10002 | 0300PM-0415PM MW | HLMS 141 | LS PARK | 6 |
| ◆ AAST 3900 | 3 | ASIAN AMERICAN WOMEN | PREREQ WMST 2000 OR 2600 OR AAST 2000 OR ETHN 1015. SAME AS WMST 3900, AMST 3900. | 001 | 23257 | 1100AM-1215PM TR | KTCH 301 | M HASE | 10 |

Chicano/a Studies

| | | | | | | | | | |
|-------------|---|---------------------------|--|-----|-------|-------------------|-----------|-------------|----|
| ◆ CHST 1015 | 3 | INTRO CHICANO STUDIES | | 001 | 11755 | 0100PM-0150PM MWF | GUGG 206 | KM ORONA | 35 |
| CHST 3023 | 3 | SOC CHICANO/MEX AMERICAN | SAME AS SOCY 3022. | 001 | 11756 | 0330PM-0445PM TR | HUMN 145 | | 15 |
| CHST 3100 | 3 | TPC-RACE POST-COL HIST | | 001 | 11758 | 1000AM-1050AM MWF | CLRE 104 | KM ORONA | 35 |
| | | TPC-GENERLNL STD/FEMINISM | | 002 | 11759 | 0930AM-1045AM TR | CLRE 104 | E FACIO | 35 |
| ◆ CHST 3670 | 3 | IMMIGRANT WOMEN IN ECON | SAME AS ETHN 3670, WMST 3670, AAST 3671. | 001 | 11760 | 0300PM-0415PM MW | HLMS 141 | LS PARK | 3 |
| ◆ CHST 4133 | 3 | LATINOS/U.S. POLIT SYSTM | PREREQ CHST 1015, 2537, ETHN 2000 OR PSCI 1101. SAME AS PSCI 4131. | 001 | 11766 | 1200PM-1250PM MWF | HUMN 125 | JF MARICHAL | 5 |
| | | | | 002 | 23223 | 0200PM-0250PM MWF | MUEN E131 | JF MARICHAL | 5 |

Film Studies

Macky 118 (303-492-7574)

THIS DEPARTMENT FOLLOWS THE GENERAL REGISTRATION AND ENROLLMENT GUIDELINES LOCATED UNDER THE HEADING "COLLEGE OF ARTS AND SCIENCES," ABOVE. STUDENTS ENROLLED AND WAIT LISTED MAY BE ADMINISTRATIVELY DROPPED AFTER FAILING TO ATTEND THE FIRST TWO CLASSES. ALL SCREENINGS WILL MEET THE FIRST WEEK OF CLASSES. INEXPENSIVE RENTAL EQUIPMENT FOR ALL PRODUCTION COURSES IS AVAILABLE THROUGH THE DEPARTMENT. INDEPENDENT STUDY COURSE WORK IS AVAILABLE. PLEASE CONSULT THE DEPARTMENT OFFICE FOR FURTHER INFORMATION. ADMISSION TO ANY CLASS AFTER THE THIRD MEETING IS CONTINGENT UPON PROFESSOR'S PERMISSION. STUDENTS WHO MISS MORE THAN THE EQUIVALENT OF ONE AND ONE-HALF WEEKS MAY BE EXCLUDED.

I. Production

| | | | | | | | | | |
|--|---|--------------------------|---|-----|-------|-------------------|-----------|--------------|----|
| ALL PRODUCTION COURSES HAVE A COURSE FEE CALCULATED AT \$50/CREDIT HOUR. | | | | | | | | | |
| FILM 2000 | 3 | BEGINNING FILMMAKING | PREREQ FILM 1502. RESTRICTED TO FILM MAJORS. | 001 | 15712 | 1100AM-1250PM MWF | HUMN 1B70 | J GLUCKSTERN | 20 |
| | | | | 002 | 15713 | 0300PM-0550PM MW | HUMN 1B70 | P BRUCK | 20 |
| FILM 2600 | 3 | INTERMED FILMMAKING 16MM | PREREQS FILM 1502, 2000. RESTRICTED TO FILM MAJORS. | 001 | 15717 | 0100PM-0250PM MW | HUMN 1B70 | P BRUCK | 15 |
| | | | | 002 | 15718 | 0300PM-0450PM MW | HUMN 186 | JT ARONSON | 15 |
| FILM 3010 | 3 | TPC-ANIMATION | | 001 | 15726 | 0830AM-1050AM MW | CEDU 140 | S STEERS | 15 |
| FILM 3600 | 3 | DIGITAL POST PRODUCTION | PREREQS FILM 1502, 2000, 2600. RESTRICTED TO FILM MAJORS. | 001 | 15729 | 1100AM-1250PM MW | HUMN 1B35 | R WILTSE | 15 |
| | | | | 002 | 15730 | 0100PM-0250PM MW | HUMN 1B35 | R WILTSE | 15 |

Ethnic Studies

Ketchum 30 (303-492-8852)

THIS DEPARTMENT FOLLOWS THE GENERAL REGISTRATION AND ENROLLMENT GUIDELINES LOCATED UNDER THE HEADING "COLLEGE OF ARTS AND SCIENCES." ABOVE. INDEPENDENT STUDY COURSE WORK IS AVAILABLE. PLEASE CONSULT THE DEPARTMENT OFFICE FOR FURTHER INFORMATION. SELECT COURSES IN THIS DEPARTMENT HAVE A COURSE FEE OF \$35 (SUBJECT TO CHANGE) FOR SPECIALIZED SUPPLIES AND EQUIPMENT. REFER TO THE TUITION AND FEES SECTION OF THIS HANDBOOK.

| | | | | | | | | |
|-------------|-----|---------------------------|---|------------------|--------------|-------------|--|----|
| ◆ ETHN 1015 | 3 | US RACE/ETHNIC RELATIONS | SAME AS SOCY 1015. | | | | | |
| | 001 | 15676 | 1000AM-1050AM MWF | CLRE 211 | | | | 5 |
| | 002 | 15677 | 0300PM-0350PM MWF | KTCH 118 | | | | 4 |
| | 003 | 15678 | 0400PM-0450PM MWF | KTCH 118 | | | | 4 |
| | 004 | 15679 | 1100AM-1215PM TR | EDUC 134 | MM ZAMUDIO | | | 5 |
| | 005 | 15680 | 0400PM-0450PM MWF | MUEN E113 | | | | 10 |
| ◆ ETHN 1800 | 3 | AMER ETHNIC LITERATURES | SAME AS ENGL 1800. | | | | | |
| | 001 | 15681 | 0900AM-0950AM MWF | MUEN E064 | * UNASSIGNED | | | 10 |
| | 002 | 15682 | 1100AM-1150AM MWF | MUEN E417 | * UNASSIGNED | | | 10 |
| | 003 | 15683 | 0100PM-0150PM MWF | KTCH 234 | * UNASSIGNED | | | 10 |
| | 004 | 22970 | 1230PM-0145PM TR | HLMS 137 | HK FLEISHER | | | 10 |
| ETHN 2000 | 3 | INTRO TO ETHNIC STUDIES | 001 15685 | 1230PM-0145PM TR | EKLC E1B50 | | | 40 |
| ETHN 3003 | 3 | RACE, CLASS/POLLUTION POL | SAME AS ENVS 3003. | | | | | |
| | 001 | 22905 | 1100AM-1215PM TR | KTCH 234 | A ANDERSON | | | 5 |
| ETHN 3100 | 3 | TPC-AMERICAN HOLOCAUST | 001 15688 | 0300PM-0530PM W | CHEM 131 | W CHURCHILL | | 15 |
| | 002 | 23276 | 1100AM-1215PM TR | CLRE 104 | WM KING | | | 35 |
| | | | | | DE WALKER | | | |
| ◆ ETHN 3670 | 3 | IMMIGRANT WOMEN IN ECON | PREREQ JR/SR STANDING OR INSTRUCTOR CONSENT. SAME AS WMST 3670, CHST 3670, AND AAST 3671. | | | | | |
| | 001 | 15690 | 0300PM-0415PM MW | HLMS 141 | LS PARK | | | 20 |
| ETHN 4950 | 3 | SENIOR SEMINAR IN ETHN | PREREQS ETHN 4510 AND JR/SR STANDING. | | | | | |
| | 801 | | 0300PM-0530PM W | MUEN E118 | | | | 20 |
| ETHN 4960 | 3 | HONORS THESIS 1 | 800 TBA | | E HU-DEHART | | | 10 |

Afro-American Studies

| | | | | | | | | |
|-------------|-----|---------------------------|---|-----------------|------------|--|--|-----|
| ◆ BLST 2200 | 3 | CNTM BLACK PROTEST MOVMT | MEETS WITH HIST 2437-001. | | | | | |
| | 010 | | 1200PM-1250PM MW | CHEM 142 | E LOVE | | | 129 |
| | 0 | RECITATION | R011 11080 | 1200PM-1250PM F | CHEM 270 | | | 30 |
| | | | R012 11081 | 0100PM-0150PM M | HUNT 109 | | | 30 |
| | | | R013 11082 | 0100PM-0150PM W | HUMN 190 | | | 30 |
| | | | R014 11083 | 0200PM-0250PM F | ECON 13 | | | 29 |
| | | | R015 11084 | 0300PM-0350PM M | EKLC E1B75 | | | 30 |
| | | | R016 11085 | 0300PM-0350PM W | CLRE 211 | | | 30 |
| | | | R017 11086 | 1200PM-1250PM F | STAD 135 | | | 30 |
| BLST 2410 | 2 | AFRICAN AMERICAN DANCE 2 | SAME AS DNCE 2410. | | | | | |
| | 002 | 11088 | 0145PM-0315PM TR | THTR W150 | O OZUZU | | | 40 |
| ◆ BLST 2016 | 3 | HIST BLACK EXPERIENCE 2 | PREREQ BLST 2015 RECOMMENDED. | | | | | |
| | 001 | 11078 | 0930AM-1045AM TR | EKLC E1B50 | | | | 42 |
| BLST 2410 | 2 | AFRICAN AMERICAN DANCE 2 | SAME AS DNCE 2510. ACCOMPANIST FEE: \$35. | | | | | |
| | 001 | 11087 | 0330PM-0500PM MW | THTR W150 | O OZUZU | | | 40 |
| BLST 2732 | 3 | SURV AFRO-AMER LIT 2 | SAME AS ENGL 2737. | | | | | |
| | 001 | 22705 | 1100AM-1215PM TR | HLMS 137 | A ADEEKO | | | 10 |
| BLST 3020 | 3 | TPC-AFROAMERICAN HISTORY | MEETS WITH HIST 3018-802. | | | | | |
| | 001 | 11089 | 0330PM-0445PM TR | KTCH 120 | RE HARDING | | | 10 |
| ◆ BLST 3023 | 3 | AFRI AM FAM/U.S. SOCIETY | PREREQ ETHN 1015, SOCY 1015, ETHN 2000 OR BLST 2000. SAME AS SOCY 3023. | | | | | |
| | 001 | 23473 | 1100AM-1150AM MWF | STAD 112 | J DODSON | | | 40 |
| BLST 4650 | 3 | TPC-RELG/AFRICA DIASPORA | PREREQ JR/SR STANDING. | | | | | |
| | 001 | 11096 | 0300PM-0530PM M | MUEN D439 | J DODSON | | | 25 |
| ◆ BLST 4670 | 3 | SIXTIES: CRIT BLACK VIEWS | PREREQ JR/SR STANDING. | | | | | |
| | 001 | 11097 | 1230PM-0145PM TR | CHEM 133 | RE HARDING | | | 20 |

◆ Indicates an arts and sciences core course.

| | | | | | | | | |
|-----------|-----|-------------------------|---|-----|------------------|-----------|------------|----|
| FILM 3930 | 1-6 | FILM STUDIES INTERNSHIP | PREREQS FILM 2600, 6 HRS FILM ELECTIVES, & INSTRUCTOR CONSENT. COREQ FILM 3600. | | | | | |
| | | | | 801 | TBA | P BRUCK | | 12 |
| FILM 4500 | 3 | ADVANCED FILMMAKING | PREREQS FILM 2000, 2600, 3600, & INSTRUCTOR CONSENT. CALL DEPT FOR DETAILS, 492-7574. | | | | | |
| | | | | 801 | 0100PM-0450PM F | HUMN 190 | PS SOLOMON | 12 |
| | | | | 802 | 0730PM-0930PM MW | HUMN 1B70 | JT ARONSON | 12 |

II. History

ALL CRITICAL STUDIES COURSES HAVE A COURSE FEE OF \$50.

| | | | | | | | | | |
|-----------|---|----------------|--|-----|-------|------------------|----------|----------|-----|
| FILM 3061 | 4 | FILM HISTORY 2 | PREREQS FILM 1502 & 3051, OR INSTRUCTOR CONSENT. | | | | | | |
| | | | | 001 | 15728 | 0330PM-0650PM TR | F A N141 | M BARLOW | 100 |

III. Genre and Movements

ALL CRITICAL STUDIES COURSES HAVE A COURSE FEE OF \$50.

| | | | | | | | | |
|-----------|---|--------------------------|-----------|------------------|-----------|------------|--|-----|
| FILM 1502 | 3 | INTRO FILM STUDIES | 001 15711 | 1100AM-1215PM TR | HUMN 150 | L DAHLGREN | | 150 |
| | | | | | HUMN 1B50 | | | |
| FILM 3002 | 3 | MAJ MVMT-60'S TO PRESENT | 002 15720 | 0300PM-0530PM WF | F A N141 | S BRAKHAGE | | 40 |
| | | MAJ MVMT-IMAGES SUBURBIA | 004 22354 | 0330PM-0650PM TR | HUMN 1B50 | PS SOLOMON | | 35 |
| | | MAJ MVMT-AVANT GARDE CIN | 005 23419 | 0730PM-1000PM WF | F A N141 | S BRAKHAGE | | 35 |
| | | MJ MVT-REV TO REAGAN 70S | 801 | 0700PM-1015PM TR | MUEN E131 | M BARLOW | | 15 |

IV. Topics

ALL CRITICAL STUDIES COURSES HAVE A COURSE FEE OF \$50.

| | | | | | | | | |
|-----------|---|--------------------------|-----------|------------------|------------|-----------------|--|----|
| FILM 3003 | 3 | MAJ DIR-BUNUEL/ALMODOVAR | 001 15725 | 0200PM-0315PM TR | MUEN E131 | E ACEVEDO-MUNOZ | | 35 |
| | | | | | HUMN 1B50 | | | |
| | | MAJOR FILM DIRECTORS | 002 22349 | 0200PM-0315PM TR | HUMN 250 | ME KEANE | | 35 |
| | | | 004 22351 | 1230PM-0145PM TR | MUEN E131 | S GANGULY | | 35 |
| | | | | | RAMY N1B23 | | | |

V. Intensive and Small

ALL CRITICAL STUDIES COURSES HAVE A COURSE FEE OF \$50.

| | | | | | | | | | |
|-------------|---|---------------------------|--|-----------------|-----------|------------------|-----------|-----------------|----|
| ◆ FILM 4004 | 3 | FILM THEORY | PREREQ FILM 3051. RESTRICTED TO SR FILM/FMST MAJORS. NOTE: EVENING SCREENING TIME. | | | | | | |
| | | | | 001 | 15766 | 1100AM-1215PM TR | MUEN E131 | E ACEVEDO-MUNOZ | 20 |
| | | | | | | 0700PM-1000PM T | HUMN 1B50 | | |
| | | | | | | 0700PM-1000PM T | HUMN 1B50 | | |
| FILM 4005 | 3 | TPC-SCRNWRITNG-SHORT FORM | RESTRICTED TO FILM MAJORS. | | | | | | |
| | | | | 801 | | 0500PM-0650PM MW | HUMN 145 | JT ARONSON | 25 |
| FILM 4020 | 3 | ADVNCED RESEARCH SEMINAR | 001 22352 | 0300PM-0550PM M | MUEN E131 | ME KEANE | | 15 | |
| | | | | | | | HUMN 1B50 | | |

Sections 700-899 are controlled enrollment - see department for eligibility

Fine Arts - Fine Arts N196A (303-492-3580)

THIS DEPARTMENT FOLLOWS THE GENERAL REGISTRATION AND ENROLLMENT GUIDELINES LOCATED UNDER THE HEADING "COLLEGE OF ARTS AND SCIENCES," ABOVE. THIS DEPARTMENT PRIMARILY USES RESEQUENCED WAIT LISTS FOR UNDERGRADUATE COURSES, AND AUTOMATIC WAIT LISTS FOR GRADUATE COURSES. (SEE "WAIT LISTS" IN THE FRONT OF THIS SCHEDULE.) STUDENTS MAY BE ADMINISTRATIVELY DROPPED FOR NON-ATTENDANCE OF THE FIRST TWO CLASSES. ALL LABS WILL MEET THE FIRST WEEK OF CLASSES. INDEPENDENT STUDY COURSE WORK IS AVAILABLE. PLEASE CONSULT THE DEPARTMENT OFFICE FOR FURTHER INFORMATION. GRADUATE STUDENTS NEEDING TO REGISTER FOR MASTER'S THESIS, MASTER'S DEGREE CANDIDATE, OR DOCTORAL THESIS, PLEASE CONSULT THE THE DEPARTMENT FOR FURTHER INFORMATION. GRADUATE-LEVEL COURSES ARE NOT OPEN TO UNDERGRADUATE STUDENTS WITHOUT INSTRUCTOR'S CONSENT. EACH COURSE IN THIS DEPARTMENT HAS A COURSE FEE CALCULATED AT \$15/CREDIT HOUR WITH AN ADDITIONAL FEE OF \$5 FOR EACH STUDIO COURSE. PLEASE REFER TO THE TUITION AND FEES SECTION OF THIS HANDBOOK.

I. Electronic Media

| | | | | | | | | | |
|-----------|---|------------------------|-----|---|------------------|----------|------------|----|--|
| FINE 1020 | 3 | INTRODUCTION TO ART 2 | 001 | 15779 | 0200PM-0430PM MW | F A C153 | SE ELLIOTT | 25 | |
| FINE 2120 | 3 | COMPUTER IMAGING 1 | 002 | 15812 | 0930AM-1200PM TR | F A N275 | | 18 | |
| FINE 4120 | 3 | COMPUTER IMAGING 2 | 001 | SAME AS FINE 5120. | | | | | |
| | | | | 15902 | 0900AM-1130AM MW | F A N275 | RK KOONS | 12 | |
| FINE 4240 | 3 | BEGIN VIDEO PRODUCTION | 001 | PREREQ 2000-LEVEL STUDIO OR FILM COURSE. SAME AS FINE 5240. | | | | | |
| | | | | 15908 | 0900AM-1130AM MW | F A C175 | MB BAUER | 6 | |
| FINE 5120 | 3 | COMPUTER IMAGING 2 | 001 | PREREQ FAMILIARITY WITH COMPUTER BASICS. SAME AS FINE 4120. | | | | | |
| | | | | 15984 | 0900AM-1130AM MW | F A N275 | RK KOONS | 6 | |
| FINE 5240 | 3 | BEGIN VIDEO PRODUCTION | 001 | PREREQ 2000-LEVEL STUDIO OR FILM COURSE. SAME AS FINE 4240. | | | | | |
| | | | | 15991 | 0900AM-1130AM MW | F A C175 | MB BAUER | 4 | |

II. Photography

| | | | | | | | | | |
|-----------|---|--------------------------|------|--|------------------|------------------|-----------|-------------|----|
| FINE 1171 | 3 | PHOTOGRAPHY 1 | | RESTRICTED TO FINE ARTS MAJORS WITH FEWER THAN 57 PREDICTED CUM HOURS. | | | | | |
| | | | | 010 | 0800AM-1030AM MW | F A C1B70 | | 20 | |
| | 0 | LAB | L011 | 15781 | 0900AM-1030AM MW | F A N106 | | 20 | |
| | 3 | PHOTOGRAPHY 1 | 020 | 0800AM-1030AM TR F A C1B70 | | | | | 20 |
| | 0 | LAB | L021 | 15783 | 0900AM-1030AM TR | F A N106 | | 20 | |
| | 3 | PHOTOGRAPHY 1 | 030 | 1100AM-0130PM TR F A C1B70 | | | | | 20 |
| | 0 | LAB | L031 | 15785 | 1200PM-0130PM TR | F A N106 | | 20 | |
| | 3 | PHOTOGRAPHY 1 | 040 | 1100AM-0130PM MW F A C1B70 | | | | | 20 |
| | 0 | LAB | L041 | 15787 | 1200PM-0130PM MW | F A N106 | | 20 | |
| FINE 2191 | 3 | PHOTOGRAPHY 2 | | PREREQ FINE 1171. TAUGHT WITH FINE 3191. | | | | | |
| | | | | 001 | 15814 | 0930AM-1200PM TR | F A C1B53 | K IWAMASA | 10 |
| | | | | 002 | 15815 | 0900AM-1130AM MW | F A C1B53 | AV CHONG | 10 |
| FINE 3191 | 3 | PHOTOGRAPHY 3 | | PREREQ FINE 2191 OR EQUIV. TAUGHT WITH FINE 2191. | | | | | |
| | | | | 001 | 15828 | 0930AM-1200PM TR | F A C1B53 | K IWAMASA | 5 |
| | | | | 002 | 15829 | 0900AM-1130AM MW | F A C1B53 | AV CHONG | 5 |
| FINE 4161 | 3 | PHOTOGRAPHY 4 | | PREREQ FINE 3191. | | | | | |
| | | | | 001 | 15905 | 0330PM-0445PM TR | F A C1B70 | MW WALKER | 20 |
| FINE 4171 | 3 | TPC-DIGITAL/SILVR PHOTOG | 001 | PREREQ FINE 3191 OR EQUIV. TAUGHT WITH FINE 5171. | | | | | |
| | | NEW DIR-ALT PHOTO PROCES | 002 | 22925 | 1230PM-0300PM TR | F A N275 | K IWAMASA | 10 | |
| | | | 002 | 22927 | 0500PM-0615PM TR | F A N298 | MW WALKER | 10 | |
| | | | | | 0500PM-0615PM TR | F A N275 | | | |
| FINE 5161 | 3 | GRAD PHOTOGRAPHY SEM | | TAUGHT WITH FINE 5181. | | | | | |
| | | | | 001 | 15987 | 0100PM-0330PM F | F A N187 | AJ SWEETMAN | 10 |
| FINE 5171 | 3 | TPC-DIGITAL/SILVER PHOTO | | TAUGHT WITH FINE 4171. | | | | | |
| | | | | 001 | 22926 | 1230PM-0300PM TR | F A N275 | K IWAMASA | 5 |
| | | | | 002 | 22928 | 0500PM-0615PM TR | F A N298 | MW WALKER | 5 |
| | | | | | 0500PM-0615PM TR | F A N275 | | | |
| FINE 5181 | 3 | GRADUATE PHOTOGRAPHY | | TAUGHT WITH FINE 5161. | | | | | |
| | | | | 001 | 15988 | 0100PM-0330PM F | F A N187 | AJ SWEETMAN | 10 |

III. Painting/Drawing

| | | | | | | | | |
|-----------|---|-----------|-----|-------|------------------|------------------|----------|----|
| FINE 1012 | 3 | DRAWING 1 | 001 | 15774 | 0900AM-1130AM MW | F A N298 | | 25 |
| | | | | 002 | 15775 | 0100PM-0330PM MW | F A N298 | 25 |
| | | | | 003 | 15776 | 0930AM-1200PM TR | F A N298 | 25 |

Best Student Prices in the State of Colorado

Best Selection of Art and Drafting Supplies in Boulder!

ART HARDWARE

1135 Broadway, Boulder
303.444.3063 (ACROSS FROM C.U.)

FRANKENTHALER SAMPLE

| | | | | | | | | | |
|-----------|---|-----------------------|--|---|-------|-----------------|----------|-------------|----|
| FINE 5075 | 3 | GRADUATE CERAMICS | | REQUIRES ADDITIONAL TIME OUTSIDE OF CLASS | | | | | |
| | | | | 001 | 15975 | TBA | | JM MITCHELL | 10 |
| FINE 5095 | 3 | GRAD CERAMICS SEMINAR | | TAUGHT WITH FINE 4095. | | | | | |
| | | | | 001 | 15976 | 0500PM-0730PM W | F A N187 | JE QUINN | 5 |

VII. Seminars and Special Topics

| | | | | | | | | | |
|-------------|-----|--------------------------|--|---|------------------|------------------|-----------------|-----------|----|
| ◆ FINE 3007 | 3 | WRITING-THE VISUAL ARTS | | PREREQ JR/SR STANDING. | | | | | |
| | | | | 001 | 15821 | 1230PM-0145PM TR | F A N187 | JH HUSSIE | 20 |
| | | | | 002 | 15822 | 0930AM-1045AM TR | F A N187 | JH HUSSIE | 20 |
| | | | | 003 | 15823 | 0300PM-0530PM T | F A C1B53 | JH HUSSIE | 20 |
| FINE 3097 | 3 | TPC-NEW FORMS | | PREREQ JR STANDING. | | | | | |
| | | | | 800 | 0200PM-0430PM MW | F A N275 | | | 18 |
| FINE 3937 | 1-6 | FINE ARTS INTERNSHIP | | REQUIRES ADDITIONAL TIME OUTSIDE OF CLASS | | | | | |
| | | | | 801 | 0500PM-0650PM M | F A N185 | A RDRIGUZWAKLIN | | 10 |
| FINE 4097 | 3 | TPC-PRNTMKNG/MIXED MEDIA | | SAME AS FINE 5097. SEC 004 REQUIRES FAMILIARITY WITH COMPUTER BASICS. | | | | | |
| | | | | 001 | 22959 | 0930AM-1200PM TR | F A C174 | CC CLINE | 10 |
| | | | | 002 | 23211 | 0200PM-0430PM M | F A N185 | M AMERIKA | 15 |
| | | | | 003 | 23414 | 0200PM-0430PM MW | F A C1B70 | AV CHONG | 4 |
| | | | | 004 | | | | | |
| | | | | 004 | 23457 | 0430PM-0700PM MW | F A N275 | M AMERIKA | 12 |
| FINE 4117 | 3 | BFA SEMINAR | | PREREQ BFA CANDIDATE/SR STANDING. | | | | | |
| | | | | 001 | 15899 | 0330PM-0600PM T | F A N185 | JW KUNKEL | 20 |
| FINE 4137 | 3 | CURATORIAL SEMINAR | | SAME AS FINE 5137. | | | | | |
| | | | | 801 | TBA | | | SK KRANE | 5 |
| FINE 5097 | 3 | | | SAME AS FINE 4097. SEC 004 REQUIRES FAMILIARITY WITH COMPUTER BASICS. | | | | | |
| | | | | 001 | 22960 | 0930AM-1200PM TR | F A C174 | CC CLINE | 5 |

| | | | | | | | | | |
|-----------|---|-------------------------|-------|--|------------------|----------|------------|----|--|
| FINE 1212 | 3 | PAINTING 1 | | RESTRICTED TO STUDENTS WITH FEWER THAN 57 PREDICTED CUM HOURS. | | | | | |
| | | | 001 | 15788 | 0900AM-1130AM MW | F A N103 | | 25 | |
| | | | 002 | 15789 | 0400PM-0630PM MW | F A N103 | | 25 | |
| | | | 003 | 15790 | 1230PM-0300PM TR | F A N103 | | 25 | |
| | | | 004 | 22950 | 0930AM-1200PM TR | F A N103 | | 25 | |
| FINE 2002 | 3 | DRAWING 2 | | PREREQ FINE 1012. | | | | | |
| | | | 001 | 15808 | 1230PM-0300PM TR | F A N298 | KW WITT | 25 | |
| FINE 2202 | 3 | PAINTING 2 | | PREREQ FINE 1212. | | | | | |
| | | | 001 | 15817 | 0930AM-1200PM TR | F A C103 | K MILLER | 20 | |
| | | | 002 | 22951 | 0100PM-0330PM MW | F A C103 | CS FORSMAN | 20 | |
| FINE 3002 | 3 | DRAWING 3 | | 22952 | 0930AM-1200PM TR | F A C153 | CL REHM | 20 | |
| FINE 3202 | 3 | PAINTING 3 | | PREREQ FINE 2202. | | | | | |
| | | | 001 | 15830 | 1230PM-0300PM TR | F A C103 | JW KUNKEL | 20 | |
| | | | 002 | 15831 | 0100PM-0330PM MW | F A N103 | RK KOONS | 20 | |
| FINE 3702 | 3 | TPC-PRINCIPLES OF COLOR | | 22953 | 0900AM-1130AM MW | F A C153 | JA JOHNSON | 20 | |
| FINE 4002 | 3 | DRAWING 4 | | PREREQ FINE 3002. | | | | | |
| | | | 001 | 22954 | 1230PM-0300PM TR | F A C153 | RK KOONS | 25 | |
| FINE 4202 | 3 | PAINTING 4 | | PREREQ FINE 3202. | | | | | |
| | | | 001 | 15906 | 0900AM-1130AM MW | F A C139 | CS FORSMAN | 20 | |
| FINE 5202 | 3 | GRADUATE PAINTING | | 15989 | 0100PM-0330PM MW | F A C275 | JA JOHNSON | 15 | |

IV. Printmaking

| | | | | | | | | | |
|-----------|---|--------------------------|-------|--|------------------|-----------|----------|----|--|
| FINE 1003 | 3 | PRINTMAKING SURVEY | | 15773 | 0900AM-1130AM MW | F A C174 | | 15 | |
| FINE 2403 | 3 | BEGIN INTAGLIO/RELIEF | | TAUGHT WITH FINE 3403/4403/5403. | | | | | |
| | | | 001 | 15818 | 0100PM-0330PM MW | F A C174 | | 8 | |
| FINE 2413 | 3 | BEGINNING LITHOGRAPHY | | TAUGHT WITH FINE 3413/4413/5413. | | | | | |
| | | | 001 | 15819 | 1230PM-0300PM TR | F A C1B90 | CC CLINE | 8 | |
| FINE 3403 | 3 | INTERMED INTAGLIO/RELIEF | | TAUGHT WITH FINE 2403/4403/5403. | | | | | |
| | | | 001 | 15832 | 0100PM-0330PM MW | F A C174 | | 3 | |
| FINE 3413 | 3 | INTERMEDIATE LITHOGRAPHY | | TAUGHT WITH FINE 2413/4413/5413. | | | | | |
| | | | 001 | 15833 | 1230PM-0300PM TR | F A C1B90 | CC CLINE | 3 | |
| FINE 4403 | 3 | ADVANCED INTAGLIO/RELIEF | | PREREQ FINE 3403. TAUGHT WITH FINE 2403/3403/5403. | | | | | |
| | | | 001 | 15912 | 0100PM-0330PM MW | F A C174 | | 3 | |
| FINE 4413 | 3 | ADVANCED LITHOGRAPHY | | PREREQ FINE 3413. TAUGHT WITH FINE 2413/3413/5413. | | | | | |
| | | | 001 | 15913 | 1230PM-0300PM TR | F A C1B90 | CC CLINE | 3 | |
| FINE 5403 | 3 | GRADUATE INTAGLIO/RELIEF | | TAUGHT WITH FINE 2403/3403/4403. | | | | | |
| | | | 001 | 15995 | 0100PM-0330PM MW | F A C174 | | 2 | |
| FINE 5413 | 3 | GRADUATE LITHOGRAPHY | | TAUGHT WITH FINE 2413/3413/4413. | | | | | |
| | | | 001 | 15996 | 1230PM-0300PM TR | F A C1B90 | CC CLINE | 2 | |

V. Sculpture

| | | | | | | | | | |
|-----------|---|-------------------------|-------|----------------------------|------------------|------------------|-----------|----------|----|
| FINE 1514 | 3 | BASIC SCULPTURE | | 001 | 15804 | 0900AM-1130AM MW | F A C102 | 20 | |
| | | | | 002 | 15805 | 0930AM-1200PM TR | F A C102 | 20 | |
| | | | | 003 | 15806 | 1230PM-0300PM TR | F A C102 | 20 | |
| FINE 2524 | 3 | VISUAL THINKING/3D FORM | | 001 | 22955 | 0930AM-1200PM TR | F A C1B02 | A ROSATO | 20 |
| FINE 3514 | 3 | EXPERIMENTS/SCULPTURE 2 | | 001 | 15835 | 0100PM-0330PM MW | F A C140 | G ROOTS | 15 |
| | | | | | | 0100PM-0330PM MW | F A N274 | | |
| FINE 4504 | 3 | ADVANCED SCULPTURE | | PREREQ FINE 3504 AND 3514. | | | | | |
| | | | 001 | 15917 | 0900AM-1130AM MW | F A C140 | G ROOTS | 15 | |
| | | | | | 0900AM-1130AM MW | F A N274 | | | |
| FINE 5504 | 3 | GRADUATE SCULPTURE | | 001 | 16000 | 1230PM-0300PM TR | F A C160 | A ROSATO | 10 |

VI. Ceramics

| | | | | | | | | | |
|-----------|---|--------------------------|-------|-----------------------------|-----------------|------------------|-----------|-------------|----|
| FINE 2085 | 3 | FIRST YEAR HANDBUILDING | | 001 | 15809 | 0930AM-1200PM TR | F A C1B30 | KW WITT | 20 |
| FINE 2095 | 3 | FIRST YEAR WHEELTHROWING | | 001 | 15810 | 0900AM-1130AM MW | F A C1B30 | | 20 |
| FINE 3085 | 3 | INTERMEDIATE CERAMICS | | PREREQS FINE 2085 AND 2095. | | | | | |
| | | | | 001 | 15824 | 1230PM-0300PM TR | F A C1B30 | JM MITCHELL | 20 |
| FINE 4085 | 3 | ADVANCED CERAMICS | | 001 | 15893 | 1230PM-0300PM TR | F A C1B55 | JE QUINN | 15 |
| FINE 4095 | 3 | CERAMICS SEMINAR | | TAUGHT WITH FINE 5095. | | | | | |
| | | | 001 | 15894 | 0500PM-0730PM W | F A N187 | JE QUINN | 10 | |

| | | | | | | | |
|--------------------------|-------|--------------------|-------|--------------------|-----------|---------------|----|
| TPC-HISTS INTERNET ART | | 002 | 23227 | 0200PM-0430PM M | F A N185 | M AMERIKA | 5 |
| TPC-MURAL PHOTOGRAPHY | | 003 | 23417 | 0200PM-0430PM MW | F A C1B70 | AV CHONG | 8 |
| TPC-DIGITAL NARRATIVE | | 004 | 23458 | 0430PM-0700PM MW | F A N275 | M AMERIKA | 6 |
| TPC-PROF PREP GRAD STDNT | | 005 | 23533 | 0100PM-0350PM R | F A C1B53 | HS CHAMBERLIN | 15 |
| FINE 5137 | 3 | CURATORIAL SEMINAR | | SAME AS FINE 4137. | | | |
| | | | 801 | TBA | | SK KRANE | 5 |

VIII. Visiting Artist Program

| | | | | | | | | | |
|-----------|---|--------------------------|-------|---|-----------------|-----------|----------|----|--|
| FINE 4118 | 3 | VISITING ARTIST PROGRAM | | PREREQ PORTFOLIO REVIEW AND SR STANDING. SAME AS FINE 5118. | | | | | |
| | | | 801 | 0700PM-1000PM T | F A N141 | K MILLER | 5 | | |
| | | | | 0400PM-0530PM R | F A C1B53 | | | | |
| FINE 5118 | 3 | GRAD VISITING ARTIST PRG | | SAME AS FINE 4118. | | | | | |
| | | | 001 | 15982 | 0700PM-1000PM T | F A N141 | K MILLER | 15 | |
| | | | | | 0400PM-0530PM R | F A C1B53 | | | |

IX. Art History

| | | | | | | | | | |
|-------------|---|---------------------------|-------|---|------------------|------------------|----------------|-------------|----|
| ◆ FINE 1009 | 3 | GREEK ART/ARCHAEOLOGY | | SAME AS CLAS 1009. | | | | | |
| | | | 001 | 22610 | 1100AM-1215PM TR | HLMS 199 | ERM DUSINBERRE | 50 | |
| ◆ FINE 1409 | 3 | HISTORY OF WORLD ART 2 | | NOT OPEN TO STUDENTS WHO HAVE TAKEN FINE 1209. SIMILAR TO FINE 1209. | | | | | |
| | | | 100 | 1100AM-1150AM MW | MATH 100 | B COLEMAN | 300 | | |
| 0 | | RECITATION | | R101 | 15792 | 0800AM-0850AM M | F A N185 | 25 | |
| | | | | R102 | 15793 | 0800AM-0850AM T | F A N185 | 25 | |
| | | | | R103 | 15794 | 0800AM-0850AM R | F A N185 | 25 | |
| | | | | R104 | 15795 | 0100PM-0150PM W | F A N185 | 25 | |
| | | | | R105 | 15796 | 1000AM-1050AM F | F A N185 | 25 | |
| | | | | R106 | 15797 | 1200PM-1250PM M | F A N185 | 25 | |
| | | | | R107 | 15798 | 1200PM-1250PM W | F A N185 | 25 | |
| | | | | R108 | 15799 | 1200PM-1250PM F | F A N185 | 25 | |
| | | | | R109 | 15800 | 0100PM-0150PM M | F A N185 | 25 | |
| | | | | R110 | 15801 | 0900AM-0950AM F | F A N185 | 25 | |
| | | | | R111 | 15802 | 0800AM-0850AM W | F A N185 | 25 | |
| | | | | R112 | 15803 | 0800AM-0850AM F | F A N185 | 25 | |
| ◆ FINE 3509 | 3 | AMERICAN ART | | PREREQS FINE 1309 & 1409. SAME AS AMST 3509. | | | | | |
| | | | 001 | 15834 | 0900AM-1015AM MW | F A N185 | B COLEMAN | 20 | |
| | | | 002 | 23477 | 0400PM-0515PM MW | HUMN 250 | B COLEMAN | 50 | |
| FINE 3719 | 3 | HISTORY OF MEDIA ARTS | | 001 | 22929 | 0400PM-0630PM W | F A N185 | AJ SWEETMAN | 25 |
| FINE 3929 | 3 | TPC-FUNG/SACRED MEDV ART | | 001 | 23229 | 1030AM-1145AM MW | F A N185 | K AMBROSE | 25 |
| FINE 4059 | 3 | CLASSICAL ART/ARCHAEOLOGY | | PREREQ ONE 3000-LEVEL ART HISTORY COURSE. SAME AS FINE 5059 & CLAS 4059/5059. | | | | | |
| | | | 001 | 23431 | 0200PM-0315PM TR | HUMN 1B70 | ERM DUSINBERRE | 10 | |
| FINE 4449 | 3 | ARTS OF INDIA/SE ASIA | | PREREQ ONE 3000-LEVEL ART HISTORY COURSE. SAME AS FINE 5449. | | | | | |
| | | | 001 | 22936 | 1100AM-1215PM TR | F A N185 | RM BERNIER | 20 | |
| FINE 4529 | 3 | AMERICAN ART 1945-1970 | | 001 | 23492 | 1230PM-0145PM TR | F A N185 | EL DOSS | 20 |
| FINE 4929 | 3 | | | SAME AS FINE 5929. | | | | | |
| | | | 001 | 15970 | 0930AM-1045AM TR | F A N185 | A ALHADEFF | 24 | |
| | | | 002 | 15971 | 0500PM-0730PM R | F A N185 | MA ADDISON | 25 | |
| | | | 003 | 23093 | 0100PM-0215PM MW | F A N187 | K AMBROSE | 20 | |
| FINE 5059 | 3 | CLASSICAL ART/ARCHAEOLOGY | | PREREQ ONE 3000-LEVEL ART HISTORY COURSE. SAME AS FINE 4059 & CLAS 4059/5059. | | | | | |
| | | | 001 | 23432 | 0200PM-0315PM TR | HUMN 1B70 | ERM DUSINBERRE | 2 | |
| FINE 5449 | 3 | ARTS OF INDIA/SE ASIA | | SAME AS FINE 4449. | | | | | |
| | | | 001 | 22937 | 1100AM-1215PM TR | F A N185 | RM BERNIER | 5 | |
| FINE 5529 | 3 | AMERICAN ART 1945-1970 | | 001 | 23493 | 1230PM-0145PM TR | F A N185 | EL DOSS | 5 |
| FINE 5929 | 3 | TPC-VISITING SCHOLAR | | 001 | 22942 | 0330PM-0600PM R | F A N187 | A ALHADEFF | 15 |
| FINE 6939 | 3 | TPC-OUTSIDER ART | | 001 | 22949 | 0330PM-0600PM T | F A N187 | EL DOSS | 15 |
| | | | 002 | 23092 | 0430PM-0700PM M | F A N187 | K AMBROSE | 20 | |

Core Course Department Course Number Credits Course Title
 Sec. Number Call Number Time/Days Bldg/Room Instructor Max. Enrollment

French - Humanities 340 (303-492-7226)

STUDENTS WHO EARNED LESS THAN A C- IN THE PREREQUISITE COURSE WILL BE ADMINISTRATIVELY DROPPED. ANY STUDENT WITH THREE UNEXCUSED ABSENCES DURING THE SCHEDULE ADJUSTMENT PERIOD MAY BE ADMINISTRATIVELY DROPPED. IT IS THE STUDENT'S RESPONSIBILITY TO DROP ALL COURSES. STUDENTS WILL NOT RECEIVE CREDIT FOR A LOWER LEVEL COURSE IN FOREIGN LANGUAGE INSTRUCTION TAKEN AFTER CREDIT HAS BEEN GIVEN FOR A HIGHER LEVEL COURSE IN THE SAME LANGUAGE SEQUENCE. FOR EXAMPLE, STUDENTS WILL NOT RECEIVE CREDIT FOR FREN 1010 AFTER THEY HAVE PASSED FREN 1020. GRADUATE STUDENTS NEEDING TO REGISTER FOR MASTER'S THESIS, MASTER'S DEGREE CANDIDATE, OR DOCTORAL THESIS, PLEASE CONSULT THE GRADUATE ADVISER. SELECTED COURSES IN THIS DEPARTMENT HAVE A COURSE FEE OF \$20 (SUBJECT TO CHANGE) IN SUPPORT OF ALTEC. REFER TO THE TUITION AND FEES SECTION OF THIS HANDBOOK.

| | | | | | | | |
|-------------|---|--------------------------|---|------------------|-------------------|----------|----|
| ◆ FREN 1010 | 5 | BEGINNING FRENCH 1 | SIMILAR TO FREN 1050. STUDENTS MAY NOT RECEIVE CREDIT FOR FREN 1010 OR 1020 AND 1050 EXCEPT UNDER SPECIAL CIRCUMSTANCES WITH DEPT CONSENT. COURSE FEE: \$20. | 001 16173 | 0800AM-0850AM M-F | GUGG 2 | 22 |
| | | | | 002 16174 | 0900AM-0950AM M-F | CHEM 145 | 22 |
| | | | | 003 16175 | 1000AM-1050AM M-F | CHEM 145 | 22 |
| | | | | 004 16176 | 1100AM-1150AM M-F | CHEM 145 | 22 |
| | | | | 005 16177 | 1200PM-1250PM M-F | CHEM 145 | 22 |
| | | | | 006 16178 | 0100PM-0150PM M-F | CHEM 145 | 22 |
| | | | | 007 16179 | 0200PM-0250PM M-F | CHEM 145 | 22 |
| ◆ FREN 1020 | 5 | BEGINNING FRENCH 2 | PREREQ SUCCESSFUL COMPLETION OF ONE SEMESTER COLLEGE-LEVEL FRENCH OR ONE YEAR HIGH SCHOOL FRENCH. SIMILAR TO FREN 1050. COURSE FEE: \$20. | 001 16180 | 0800AM-0850AM M-F | HUMN 180 | 22 |
| | | | | 002 16181 | 1000AM-1050AM M-F | HUMN 180 | 22 |
| | | | | 003 16182 | 1100AM-1150AM M-F | HUMN 180 | 22 |
| | | | | 004 16183 | 1200PM-1250PM M-F | HUMN 180 | 22 |
| | | | | 005 16184 | 0100PM-0150PM M-F | HUMN 180 | 22 |
| | | | | 006 16185 | 0200PM-0250PM M-F | HUMN 180 | 22 |
| ◆ FREN 1050 | 5 | BEGINNING FRENCH REVIEW | SIMILAR TO FREN 1010 & 1020. STUDENTS WITH CREDIT FOR EITHER 1010 OR 1020 WILL NOT RECEIVE CREDIT FOR 1050. COURSE FEE: \$20. | 001 16186 | 0900AM-0950AM M-F | HUMN 180 | 22 |
| | | | | 002 16187 | 1200PM-1250PM M-F | HUMN 145 | 22 |
| ◆ FREN 1800 | 3 | FRENCH LIT/TRANSLATION | 001 23080 | 1230PM-0145PM TR | MUEN E118 | W MOTTE | 25 |
| ◆ FREN 2110 | 3 | 2ND YR FREN:GRMMR/READ 1 | PREREQ SUCCESSFUL COMPLETION OF TWO SEMESTERS OF COLLEGE-LEVEL FRENCH OR EQUIV. COURSE FEE: \$20. SECTIONS 001-005: TRACK A - REVIEW OF GRAMMAR WITH EMPHASIS ON CULTURAL READINGS. | 001 16189 | 0800AM-0850AM MWF | HUMN 270 | 20 |
| | | | | 002 16190 | 0900AM-0950AM MWF | HUMN 270 | 20 |
| | | | | 003 16191 | 1000AM-1050AM MWF | HUMN 270 | 20 |
| | | | | 004 16192 | 1100AM-1150AM MWF | HUMN 270 | 20 |
| | | | | 005 16193 | 1200PM-1250PM MWF | HUMN 270 | 20 |
| | | | | 006 16194 | 0100PM-0150PM MWF | HUMN 270 | 20 |
| | | | | 007 16195 | 0200PM-0250PM MWF | HUMN 270 | 20 |
| | | | | 008 16196 | 0800AM-0850AM MWF | HUMN 190 | 20 |
| | | | | 009 16197 | 0300PM-0350PM MWF | HLMS 181 | 20 |
| FREN 2120 | 3 | 2ND YR FREN:GRMMR/READ 2 | PREREQ FREN 2110 OR EQUIV. COURSE FEE: \$20. | 001 16198 | 0900AM-0950AM MWF | HLMS 220 | 16 |
| | | | | 002 16199 | 1000AM-1050AM MWF | HLMS 193 | 22 |
| | | | | 003 16200 | 1100AM-1150AM MWF | HLMS 193 | 22 |
| | | | | 004 16201 | 1200PM-1250PM MWF | HLMS 193 | 22 |
| | | | | 005 16202 | 0100PM-0150PM MWF | HLMS 193 | 22 |
| FREN 2500 | 3 | CONVERSATION IN FRENCH | PREREQ FREN 2120 OR EQUIV. | 001 16203 | 1000AM-1050AM MWF | HUMN 370 | 16 |
| | | | | 002 16204 | 0100PM-0150PM MWF | HUMN 160 | 16 |
| FREN 3010 | 3 | FR PHONETICS/PRONUN | PREREQ FREN 2120 OR EQUIV. COURSE FEE: \$20. | 001 16205 | 0930AM-1045AM TR | HUMN 270 | 20 |
| | | | | 002 16206 | 1100AM-1215PM TR | CHEM 133 | 20 |
| | | | | 003 16207 | 0900AM-0950AM MWF | HLMS 271 | 20 |
| | | | | 004 16208 | 1000AM-1050AM MWF | CHEM 133 | 20 |

Core Course Department Course Number Credits Course Title
 Sec. Number Call Number Time/Days Bldg/Room Instructor Max. Enrollment

| | | | | | | | |
|-----------|---|-------------------------|-----------|-----------------|----------|-------------|----|
| GEOG 5930 | 3 | ADVANCED INTERNSHIP | 801 | 0500PM-0650PM R | GUGG 206 | WE RIEBSAME | 35 |
| | | | 802 | 0500PM-0650PM R | GUGG 206 | WE RIEBSAME | 35 |
| GEOG 6180 | 3 | SEM/GEOGRAPHIC PROBLEMS | 001 16470 | TBA | | J HUFF | 15 |

II. Physical Geography

| | | | | | | | |
|--------------|---|---------------------------|--|------------|-------------------------|---------------------------------------|-----|
| ◆ GEOG 1001 | 4 | ENVIR SYS 1-CLIMATE/VEG | LABS WILL BEGIN THE WEEK OF JAN 22. COURSE FEE: \$20. | 010 | 1100AM-1215PM TR | MUEN E050 | 200 |
| 0 LAB | | | | L011 16288 | 1200PM-0150PM M | GUGG 3 | 25 |
| | | | | L012 16289 | 0200PM-0350PM W | GUGG 3 | 25 |
| | | | | L013 16290 | 0200PM-0350PM F | GUGG 3 | 25 |
| | | | | L014 16291 | 0800AM-0950AM W | GUGG 3 | 25 |
| | | | | L015 16292 | 1200PM-0150PM F | GUGG 3 | 25 |
| | | | | L016 16293 | 0930AM-1120AM R | GUGG 3 | 25 |
| | | | | L017 16294 | 1000AM-1150AM W | GUGG 3 | 25 |
| | | | | L018 16295 | 1000AM-1150AM F | GUGG 3 | 25 |
| ◆ GEOG 1011 | 4 | ENV SYS 2:LANDSCPS & WATR | LABS WILL BEGIN THE WEEK OF JAN 22. COURSE FEE: \$20. | 010 | 0200PM-0315PM TR | F A N141 M WILLIAMS | 150 |
| 0 LAB | | | | L012 16297 | 1200PM-0150PM W | GUGG 3 | 30 |
| | | | | L013 16298 | 0330PM-0520PM T | GUGG 3 | 30 |
| | | | | L014 16299 | 0400PM-0550PM W | GUGG 3 | 30 |
| | | | | L015 16300 | 0800AM-0950AM F | GUGG 3 | 30 |
| | | | | L016 16301 | 0330PM-0520PM R | GUGG 3 | 30 |
| ◆ GEOG 3301 | 3 | ANLY/CLIMATE & WEATHER OB | PREREQS ATOC 1050/1060 OR 3600 OR GEOG 1001; STATISTICS COURSE. SAME AS ATOC 3300. COURSE FEE: \$20. | 001 | 16368 0200PM-0250PM MWF | HUMN 335 TN CHASE | 13 |
| ◆ GEOG 3511 | 4 | INTRO TO HYDROLOGY | PREREQ JR/SR STANDING & GEOG OR ENVS MAJOR. RESTRICTED TO JR/SR GEOG/ENVS MAJORS. COURSE FEE: \$20. | 010 | 0900AM-0950AM MWF | HUMN 125 TN CAINE | 32 |
| 0 RECITATION | | | | R011 16372 | 0200PM-0350PM F | GUGG 2 | 32 |
| ◆ GEOG 3601 | 3 | PRINCIPLES OF CLIMATE | PREREQ ONE SEMESTER CALCULUS OR INSTRUCTOR CONSENT. SAME AS ATOC 3600/ENVS 3600. | 001 | 22998 1100AM-1215PM TR | HLMS 104 P BLANKEN | 10 |
| GEOG 4201 | 3 | BIOMETEOROLOGY | SAME AS ENVS 4201. | 001 | 23287 0200PM-0315PM TR | MUEN D144 P BLANKEN | 20 |
| GEOG 4251 | 4 | FLUVIAL GEOMORPHOLOGY | SAME AS GEOG 5251 | 010 | 1100AM-1215PM TR | GUGG 201E JC PITLICK | 20 |
| 0 LAB | | | | L011 16412 | 1230PM-0250PM T | GUGG 201E | 20 |
| GEOG 4331 | 3 | MOUNTAIN CLIMATOLOGY | PREREQS GEOG 1001, ATOC 1050 OR 1060. SAME AS GEOG 5331. | 001 | 16413 0200PM-0315PM TR | GUGG 206 RG BARRY | 24 |
| GEOG 5161 | 3 | RESEARCH DESIGN IN GEOG | RESTRICTED TO GEOG GRAD STUDENTS. SEC 001 IS HUMAN GEOG; SEC 002 IS PHYSICAL GEOG. CONSULT YOUR ADVISOR FOR THE CORRECT SECTION. | 001 | 16434 0900AM-1150AM M | GUGG 201E LA STAEHELI | 20 |
| | | | | | 0300PM-0450PM F | GUGG 205 | |
| | | | | 002 | 16435 0330PM-0620PM M | GUGG 201E TT VEBLN | 20 |
| | | | | | 0300PM-0450PM F | GUGG 205 | |
| GEOG 5251 | 4 | FLUVIAL GEOMORPHOLOGY | RESTRICTED TO GRADUATE STUDENTS. SAME AS GEOG 4251 | 010 | 1100AM-1215PM TR | GUGG 201E JC PITLICK | 20 |
| 0 LAB | | | | L011 16437 | 1230PM-0250PM T | GUGG 201E | 20 |
| GEOG 5331 | 3 | MOUNTAIN CLIMATOLOGY | SAME AS GEOG 4331. RESTRICTED TO GRADUATE STUDENTS. | 001 | 16438 0200PM-0315PM TR | GUGG 206 RG BARRY | 6 |
| GEOG 6211 | 1 | READING IN CLIMATOLOGY | RESTRICTED TO GRADUATE STUDENTS. | 001 | 16471 1200PM-1250PM F | SEE DEPT RG BARRY K STEFFEN P BLANKEN | 15 |
| GEOG 6241 | 1 | HYDROLOGY/GEOMORPHOLOGY | SAME AS GEOL 6241 RESTRICTED TO GRADUATE STUDENTS | 001 | 16472 TBA | TN CAINE JC PITLICK | 15 |

| | | | | | | | | | | |
|-------------|---|--------------------------|-------|---|---------------|-----|----------------------|--|--|----|
| FREN 3050 | 3 | FRENCH COMPOSITION 1 | | PREREQ FREN 2120 OR EQUIV. | | | | | | |
| | | | 001 | 16209 | 1000AM-1050AM | MWF | HUMN 125 | | | 25 |
| | | | 002 | 16210 | 1100AM-1150AM | MWF | MUEN D144 | | | 25 |
| FREN 3060 | 3 | FRENCH COMPOSITION 2 | | PREREQ FREN 3050 OR EQUIV. | | | | | | |
| | | | 001 | 16211 | 1100AM-1150AM | MWF | HLMS 245 | | | 23 |
| | | | 002 | 16212 | 0200PM-0250PM | MWF | CLRE 208 | | | 25 |
| ◆ FREN 3100 | 3 | CRIT RDG/WRIT/FREN LIT | | PREREQ FREN 3050 OR CONCURRENT ENROLLMENT IN FRENCH 3060. | | | | | | |
| | | | 001 | 16213 | 0200PM-0315PM | TR | EKLC M203 G FISCH | | | 25 |
| ◆ FREN 3110 | 3 | MAIN CURRENTS FREN LIT 1 | | PREREQ OR COREQ FREN 3100. | | | | | | |
| | | | 001 | 16214 | 1230PM-0145PM | TR | HUMN 190 SJ JUNOD | | | 25 |
| ◆ FREN 3120 | 3 | MAIN CURRENTS FREN LIT 2 | | PREREQ FREN 3100 (MAY BE TAKEN CONCURRENTLY). | | | | | | |
| | | | 001 | 16215 | 1100AM-1215PM | TR | HUMN 1B70 PA BRAND | | | 25 |
| FREN 3500 | 3 | CURR EVNT/CNVRSTN & COMP | | PREREQ FREN 3060 OR EQUIV. | | | | | | |
| | | | 001 | 16217 | 1000AM-1050AM | MWF | EDUC 136 | | | 20 |
| FREN 4010 | 3 | ADVANCED COMPOSITION | | PREREQ FREN 3060 OR EQUIV. | | | | | | |
| | | | 001 | 16218 | 0200PM-0250PM | MWF | HUMN 245 | | | 20 |
| FREN 4050 | 3 | BUSINESS FRENCH 2 | | PREREQ FREN 3600 OR INSTRUCTOR CONSENT. | | | | | | |
| | | | 001 | 16219 | 1000AM-1050AM | MWF | GUGG 206 | | | 20 |
| FREN 4100 | 3 | TRANSLATION | | | | | | | | |
| | | | 001 | 23082 | 0200PM-0315PM | TR | HUMN 335 | | | 16 |
| FREN 4110 | 3 | TPC-FREN COMIC TRADITION | | | | | | | | |
| | | | 001 | 23083 | 1230PM-0145PM | TR | HUMN 1B70 AC COWELL | | | 25 |
| FREN 4120 | 3 | TPC-SWISS FRANCOFON LIT | | PREREQS FREN 3100, 3110, AND 3120 OR INSTRUCTOR CONSENT. | | | | | | |
| | | | 001 | 23610 | 1100AM-1215PM | TR | DUAN G1B27 SJ JUNOD | | | 23 |
| FREN 4960 | 6 | H/S STUDENT TEACHING | | REQUIRES ADDITIONAL TIME OUTSIDE CLASS. | | | | | | |
| | | | 800 | | 0400PM-0650PM | W | HUMN 180 | | | 20 |
| FREN 5110 | 3 | TPC-FREN NOVEL/THE 1990S | | | | | | | | |
| | | | 001 | 23084 | 0330PM-0600PM | R | HUMN 335 W.MOTTE | | | 15 |
| FREN 5320 | 3 | 17TH CENT FRENCH PROSE | | | | | | | | |
| | | | 001 | 23086 | 0300PM-0530PM | W | HUMN 335 C S BRAIDER | | | 15 |
| FREN 5350 | 3 | FRENCH ENLIGHTENMENT | | | | | | | | |
| | | | 001 | 23085 | 0330PM-0600PM | T | HUMN 335 G FISCH | | | 15 |

Geography - Guggenheim 110 (303-492-2631)

STUDENTS MAY BE ADMINISTRATIVELY DROPPED AFTER FAILING TO ATTEND THE FIRST TWO CLASSES. IT IS YOUR RESPONSIBILITY TO KNOW WHICH CLASSES YOU ARE REGISTERED FOR AND TO KNOW WHETHER YOU HAVE ROLLED INTO CLASSES FROM WAIT LISTS. INDEPENDENT STUDY COURSE WORK IS AVAILABLE. PLEASE CONSULT THE DEPARTMENT OFFICE FOR FURTHER INFORMATION. GRADUATE STUDENTS NEEDING TO REGISTER FOR MASTER'S THESIS, MASTER'S DEGREE CANDIDATE, OR DOCTORAL THESIS, PLEASE CONSULT THE DEPARTMENT OFFICE FOR FURTHER INFORMATION. THIS DEPARTMENT PRIMARILY USES RESEQUENCED WAIT LISTS. (SEE "WAIT LISTS" IN THE FRONT OF THIS SCHEDULE.) SELECTED COURSES IN THIS DEPARTMENT HAVE A COURSE FEE OF \$20-45 (SUBJECT TO CHANGE) FOR SPECIALIZED SUPPLIES AND EQUIPMENT. REFER TO THE TUITION AND FEES SECTION OF THIS HANDBOOK.

I. General

ALL 800 SECTIONS OF "GENERAL" GEOGRAPHY ARE CONTROLLED ENROLLMENT. PLEASE CONSULT THE DEPARTMENT OFFICE FOR ELIGIBILITY.

| | | | | | | | | | | |
|-------------|---|-------------------------|-------|---|---------------|----|-------------------------|--|--|----|
| GEOG 3930 | 3 | INTERNSHIP | | NOTE: STUDENT MUST APPLY AND BE ACCEPTED THE SEMESTER PRIOR TO ENROLLMENT. SPONSORS ARE LIMITED TO DEPT LIST. REQUIRES ADDITIONAL TIME OUTSIDE CLASS. | | | | | | |
| | | | 801 | | 0500PM-0650PM | R | GUGG 206 WE RIEBSAME | | | 35 |
| | | | 802 | | 0500PM-0650PM | R | GUGG 206 WE RIEBSAME | | | 35 |
| GEOG 4120 | 4 | SEM-GEOG INFO SYS 2 | | PREREQ INSTRUCTOR CONSENT. MAY NOT BE TAKEN CONCURRENTLY WITH GEOG 4103. COURSE FEE: \$45. MEETS WITH GEOG 5100-010. | | | | | | |
| | | | 010 | | 0200PM-0315PM | TR | GUGG 205 BP BUTTENFIELD | | | 40 |
| | 0 | LAB | L011 | 23323 | 0400PM-0650PM | M | GUGG 6 | | | 20 |
| | | | L012 | 23324 | 0400PM-0650PM | R | GUGG 6 | | | 20 |
| ◆ GEOG 4430 | 3 | SEM-WORLD WATER | | | | | | | | |
| | | | 002 | 16415 | 0300PM-0550PM | W | GUGG 2 JL WESCOAT | | | 25 |
| GEOG 4990 | 3 | SENIOR THESIS | | | | | | | | |
| | | | 801 | | TBA | | G GAILE | | | 20 |
| GEOG 5100 | 3 | | | GEOG 5100-010 MEETS WITH GEOG 4120-010. | | | | | | |
| | | TPC-ECONOMY AND SOCIETY | 001 | | 0100PM-0350PM | W | GUGG 201E EC DUNN | | | 20 |
| | 4 | TPC-GEOG INFO SYS 2 | 010 | | 0200PM-0315PM | TR | GUGG 205 BP BUTTENFIELD | | | 20 |
| | 0 | LAB | L011 | 23325 | 0400PM-0650PM | M | GUGG 6 | | | 10 |
| | | | L012 | 23326 | 0400PM-0650PM | R | GUGG 6 | | | 10 |

III. Human and Cultural Geography

GEOG 1982, 1992, 2002, OR 2412 MEETS THE MAPS SOCIAL SCIENCE GEOGRAPHY REQUIREMENT IN THE COLLEGE OF ARTS & SCIENCES.

| | | | | | | | | | | |
|-----------|--------------------------|--------------------------|-------|--|---------------|----|----------------------|--|--|-----|
| GEOG 1982 | 3 | WORLD REGIONAL GEOGRAPHY | | NOTE: RECITATIONS WILL BEGIN ON JAN 16. | | | | | | |
| | | | 100 | | 1100AM-1150AM | MW | MCD B A2B70 TS OAKES | | | 240 |
| 0 | RECITATION | R101 | 16303 | | 0100PM-0150PM | F | ECCR 137 | | | 23 |
| | | R102 | 16304 | | 1200PM-1250PM | W | GUGG 205 | | | 23 |
| | | R103 | 16305 | | 0200PM-0250PM | F | EKLC E1B50 | | | 25 |
| | | R104 | 16306 | | 0200PM-0250PM | F | HUMN 1B70 | | | 23 |
| | | R105 | 16307 | | 0800AM-0850AM | R | GUGG 206 | | | 25 |
| | | R106 | 16308 | | 1200PM-1250PM | M | GUGG 205 | | | 24 |
| | | R107 | 16309 | | 0100PM-0150PM | W | STAD 135 | | | 25 |
| | | R108 | 16310 | | 1000AM-1050AM | R | HLMS 181 | | | 24 |
| | | R109 | 16311 | | 0900AM-0950AM | T | GUGG 3 | | | 23 |
| | | R110 | 16312 | | 0200PM-0250PM | W | GUGG 2 | | | 25 |
| 3 | WORLD REGIONAL GEOGRAPHY | 200 | | | 0100PM-0150PM | MW | RAMY C250 | | | 192 |
| 0 | RECITATION | R201 | 16314 | | 0200PM-0250PM | W | HLMS 267 | | | 24 |
| | | R202 | 16315 | | 0200PM-0250PM | F | HUMN 1B90 | | | 24 |
| | | R203 | 16316 | | 0200PM-0250PM | W | EKLC E1B50 | | | 24 |
| | | R204 | 16317 | | 0200PM-0250PM | F | MCD B A2B70 | | | 24 |
| | | R205 | 16318 | | 0900AM-0950AM | R | MUEN E130 | | | 24 |
| | | R206 | 16319 | | 0800AM-0850AM | T | MUEN E123 | | | 24 |
| | | R207 | 16320 | | 0800AM-0850AM | R | HLMS 211 | | | 24 |
| | | R208 | 16321 | | 0300PM-0350PM | F | KTCH 120 | | | 24 |
| | | R209 | 16322 | | 0300PM-0350PM | F | GUGG 206 | | | 24 |
| | | R210 | 16323 | | 0800AM-0850AM | F | GUGG 205 | | | 24 |
| 3 | WORLD REGIONAL GEOGRAPHY | 300 | | | 1200PM-1250PM | MW | HUMN 1B50 | | | 240 |
| 0 | RECITATION | R301 | 16325 | | 1200PM-1250PM | F | DUAN G2B41 | | | 24 |
| | | R302 | 16326 | | 1100AM-1150AM | T | GUGG 3 | | | 24 |
| | | R303 | 16327 | | 0900AM-0950AM | W | GUGG 206 | | | 24 |
| | | R304 | 16328 | | 0100PM-0150PM | T | HLMS 185 | | | 24 |
| | | R305 | 16329 | | 0900AM-0950AM | F | GUGG 206 | | | 24 |
| | | R306 | 16330 | | 1000AM-1050AM | W | KTCH 120 | | | 24 |
| | | R307 | 16331 | | 0200PM-0250PM | W | MUEN E130 | | | 24 |
| | | R308 | 16332 | | 0100PM-0150PM | W | HLMS 271 | | | 24 |
| | | R309 | 16333 | | 1000AM-1050AM | R | EDUC 138 | | | 24 |
| | | R310 | 16334 | | 1200PM-1250PM | R | EDUC 143 | | | 24 |
| GEOG 1992 | 3 | HUMAN GEOGRAPHIES | | NOTE: RECITATIONS WILL BEGIN JANUARY 16. | | | | | | |
| | | | 100 | | 0900AM-0950AM | MW | RAMY C250 DC CLARK | | | 192 |
| 0 | RECITATION | R101 | 16339 | | 1200PM-1250PM | F | HUMN 1B90 | | | 24 |
| | | R102 | 16340 | | 0100PM-0150PM | T | MUEN E123 | | | 24 |
| | | R103 | 16341 | | 1200PM-1250PM | W | HUMN 1B90 | | | 24 |
| | | R104 | 16342 | | 0100PM-0150PM | W | CHEM 131 | | | 24 |
| | | R105 | 16343 | | 0300PM-0350PM | W | GUGG 206 | | | 24 |
| | | R106 | 16344 | | 0300PM-0350PM | F | EKLC E1B75 | | | 24 |
| | | R107 | 16345 | | 0800AM-0850AM | T | GUGG 206 | | | 24 |
| | | R108 | 16346 | | 1000AM-1050AM | F | ENVD 122 | | | 24 |
| | | R109 | 16347 | | 1000AM-1050AM | F | HLMS 199 | | | 24 |
| | | R110 | 16348 | | 0800AM-0850AM | R | EKLC E1B50 | | | 24 |
| 3 | HUMAN GEOGRAPHIES | 200 | | | 0200PM-0250PM | MW | CHEM 142 | | | 179 |
| 0 | RECITATION | R201 | 16350 | | 1100AM-1150AM | W | EDUC 143 | | | 23 |
| | | R202 | 16351 | | 0200PM-0250PM | F | HLMS 199 | | | 22 |
| | | R203 | 16352 | | 0300PM-0350PM | W | EKLC E1B75 | | | 23 |
| | | R204 | 16353 | | 0400PM-0450PM | W | GUGG 206 | | | 22 |
| | | R205 | 16354 | | 0900AM-0950AM | F | DUAN G2B47 | | | 22 |
| | | R206 | 16355 | | 0800AM-0850AM | R | STAD 140 | | | 23 |
| | | R207 | 16356 | | 0800AM-0850AM | W | GUGG 205 | | | 22 |

Core Course Department Course Number Credits Course Title
 Sec. Number Call Number Time/Days Bldg/Room Instructor Max. Enrollment

| | | | | | | | | | | |
|-------------|---|--------------------------|------|-------|--|----------------------|--|--|--|----|
| GEOG 1992 | 0 | RECITATION | R208 | 16357 | 0800AM-0850AM F | RAMY N1B23 | | | | |
| GEOG 3612 | 3 | GEOG OF AMERICAN CITIES | 001 | 22944 | 1100AM-1215PM TR | CLRE 209 J HUFF | | | | 35 |
| ◆ GEOG 3672 | 3 | GENDER & GLOBAL ECONOMY | | | PREREQS RECOMMENDED GEOG 1982, 1992, 2002, 2412, WMST 2000, OR WMST 2050. SAME AS WMST 3672. | | | | | |
| | | | 001 | 16373 | 0400PM-0515PM MW | CLRE 207 | | | | 50 |
| GEOG 3812 | 3 | MEX/CNTRL AMER & CARRIBN | 001 | 22945 | 0200PM-0315PM TR | GUGG 2 AJ BEBBINGTON | | | | 50 |
| GEOG 4712 | 3 | POLITICAL GEOGRAPHY | 010 | | 1000AM-1050AM MW | HLMS 211 | | | | 56 |
| | 0 | RECITATION | R011 | 16418 | 1000AM-1050AM F | MKNA 204 | | | | 18 |
| | | | R012 | 16419 | 1200PM-1250PM M | HUMN 1B90 | | | | 19 |
| | | | R013 | 16420 | 0200PM-0250PM M | GUGG 2 | | | | 19 |
| GEOG 4732 | 3 | POPULATION GEOGRAPHY | | | SAME AS GEOG 5732. | | | | | |
| ◆ GEOG 4742 | 3 | ENV/PEOPLE-TRANSF EUROPE | 001 | 16421 | 0900AM-0950AM MWF | HUMN 160 A ROGERS | | | | 17 |
| GEOG 4822 | 3 | ENVI/MT/DEV IN CHINA | 001 | 16422 | 0930AM-1045AM TR | HUMN 370 EC DUNN | | | | 20 |
| | | | | | RECOMMENDED PREREQS GEOG 1982, 1992 AND HIST 160B. | | | | | |
| | | | 001 | 16424 | 0900AM-0950AM MWF | GUGG 2 TS OAKES | | | | 25 |
| GEOG 5332 | 3 | GLOBAL/DEMOCRATIZATION | 001 | | RESTRICTED TO GRADUATE STUDENTS. | | | | | |
| | | | | 23407 | 0400PM-0650PM T | SEE DEPT LA STAEHLI | | | | 20 |
| GEOG 5732 | 3 | POPULATION GEOGRAPHY | | | SAME AS GEOG 4732. RESTRICTED TO GRADUATE STUDENTS. | | | | | |
| | | | 001 | 16439 | 0900AM-0950AM MWF | HUMN 160 A ROGERS | | | | 3 |
| GEOG 5762 | 3 | SUS DEV:THEORY & ISSUES | | | RESTRICTED TO GRADUATE STUDENTS | | | | | |
| | | | 001 | 22946 | 0500PM-0750PM R | GUGG 201E G GAILLE | | | | 25 |

IV. Techniques (Skills)

DUE TO HIGH DEMAND FOR TECHNIQUES COURSES, YOU MUST ATTEND THE FIRST TWO CLASSES OR YOU WILL BE ADMINISTRATIVELY DROPPED. WAIT LISTS ARE SEQUENCED WITH PRIORITY TO SENIOR MAJORS.

| | | | | | | | | | | |
|-----------|---|--------------------------|------|-------|---|-------------------------|--|--|--|----|
| GEOG 3053 | 4 | CARTOGRAPHY 1 | | | PREREQ JR/SR STANDING AND ENVS OR GEOG MAJOR. COURSE FEE: \$45. | | | | | |
| | | | 010 | | 0800AM-0915AM TR | ECON 117 | | | | 30 |
| | 0 | LAB | L011 | 16364 | 0100PM-0350PM M | GUGG 6 | | | | 15 |
| | | | L012 | 16365 | 0100PM-0350PM R | GUGG 6 | | | | 15 |
| GEOG 4043 | 4 | CARTOGRAPHY 2/COMPUT MAP | 010 | | 0900AM-0950AM MWF | GUGG 205 K FOOTE | | | | 30 |
| | 0 | LAB | L011 | 23331 | 0100PM-0350PM T | GUGG 6 | | | | 15 |
| | | | L012 | 23332 | 0100PM-0350PM W | GUGG 6 | | | | 15 |
| GEOG 4093 | 4 | REMOTE SENSING-ENVIRON | | | SAME AS GEOG 5093 AND GEOL 4093/5093. COURSE FEE: \$25. NOTE: CLASS MEETS IN GUGG BLDG FIRST SESSION ONLY. SEE GEOG DEPT FOR CORRECT LOCATION. | | | | | |
| | | | 010 | | 0930AM-1045AM TR | GUGG 101 K STEFFEN | | | | 15 |
| | 0 | LAB | L011 | 16406 | 1100AM-1250PM R | SEE DEPT | | | | 10 |
| GEOG 4103 | 4 | INTRO GEOG INFO SCIENCE | | | PREREQ GEOG 3053. SAME AS GEOG 5103. STUDENTS WHO DO NOT MEET THE PREREQUISITE WILL BE DROPPED BEFORE THE FIRST DAY OF CLASS. MAY NOT BE TAKEN CONCURRENTLY WITH GEOG 3053. RESTRICTED TO JR/SR GEOG & ENVS MAJORS. COURSE FEE: \$45. | | | | | |
| | | | 010 | | 1100AM-1215PM TR | GUGG 205 BP BUTTENFIELD | | | | 26 |
| | 0 | LAB | L011 | 16408 | 0400PM-0650PM W | GUGG 6 | | | | 13 |
| | | | L012 | 16409 | 0400PM-0650PM T | GUGG 6 | | | | 13 |
| GEOG 5093 | 4 | REMOTE SENSING-ENVIRON | | | SAME AS GEOG 4093 AND GEOL 4093/5093. RESTRICTED TO GRAD STUDENTS. COURSE FEE: \$25. | | | | | |
| | | | 010 | | 0930AM-1045AM TR | GUGG 101 K STEFFEN | | | | 3 |
| | 0 | LAB | L011 | 16428 | 1100AM-1250PM R | SEE DEPT | | | | 5 |
| GEOG 5103 | 4 | INTRO GEOG INFO SCIENCE | | | PREREQ INSTRUCTOR CONSENT. SAME AS GEOG 4103. RESTRICTED TO GRAD STUDENTS. COURSE FEE: \$45. | | | | | |
| | | | 010 | | 1100AM-1215PM TR | GUGG 205 BP BUTTENFIELD | | | | 14 |
| | 0 | LAB | L011 | 16431 | 0400PM-0650PM W | GUGG 6 | | | | 7 |
| | | | L012 | 16432 | 0400PM-0650PM T | GUGG 6 | | | | 7 |
| GEOG 5113 | 3 | SEM-GEOG INFO SYSTEMS | | | RESTRICTED TO GRAD STUDENTS. COURSE FEE \$45. | | | | | |
| | | | 010 | 16433 | 1100AM-1150AM MWF | HUMN 335 K FOOTE | | | | 15 |

Core Course Department Course Number Credits Course Title
 Sec. Number Call Number Time/Days Bldg/Room Instructor Max. Enrollment

| | | | | | | | | | | |
|-------------|-----|--------------------------|------|-------|--|-----------------------|--|--|--|-----|
| ◆ GEOL 3040 | 3 | GLOB CHG/RCT GEOL RECORD | | | PREREQS ANY TWO-COURSE SEQUENCE OF NATURAL SCIENCE CORE COURSES. | | | | | |
| | | | 001 | 16615 | 1100AM-1215PM TR | BESC 185 JT ANDREWS | | | | 75 |
| GEOL 3050 | 2 | COMPUTER ASSTD GEOL TECH | | | PREREQ TWO SEMESTERS OF 1000-LEVEL GEOLOGY. A GEOL LAB IS STRONGLY RECOMMENDED. | | | | | |
| | | | 001 | 16616 | 1100AM-1245PM TR | BESC 385 H LAUSTSEN | | | | 10 |
| ◆ GEOL 3070 | 3 | INTRO TO OCEANOGRAPHY | | | PREREQ ANY TWO-COURSE SEQUENCE OF NATURAL SCIENCE COURSES. | | | | | |
| | | | 001 | 16617 | 0330PM-0445PM TR | BESC 180 E EVANOFF | | | | 169 |
| GEOL 3300 | 3 | EXTRATERRESTRIAL LIFE | | | PREREQ ONE-YEAR SEQUENCE IN A PHYSICAL SCIENCE. SAME AS ASTR 3300. | | | | | |
| | | | 001 | 23054 | 0100PM-0150PM MWF | DUAN G125 LW ESPOSITO | | | | 36 |
| GEOL 3320 | 3 | INTRO TO GEOCHEMISTRY | | | PREREQ CHEM 1111 AND MATH 1300. | | | | | |
| | | | 001 | 16618 | 1100AM-1150AM MWF | BESC 185 GL FARMER | | | | 75 |
| | | | | | | KL NAGY | | | | |
| GEOL 3430 | 4 | SEDIMNTOLGY/STRATIGRPHY | | | PREREQS ANY 1000-LEVEL SEQUENCE IN GEOL OR EQUIV. | | | | | |
| | | | 010 | | 1000AM-1050AM MWF | BESC 145 MJ KRAUS | | | | 44 |
| | 0 | LAB | L011 | 16620 | 0200PM-0450PM T | BESC 265 | | | | 22 |
| | | | L012 | 16621 | 0200PM-0450PM W | BESC 265 | | | | 22 |
| ◆ GEOL 3500 | 3 | MINRL RES/WRLD AFF/ENVIR | | | PREREQ GEOL 1010 OR 1060. | | | | | |
| | | | 001 | 16622 | 1100AM-1215PM TR | BESC 225 WW ATKINSON | | | | 24 |
| ◆ GEOL 3520 | 3 | ENVIR ISSUES/GEOSCIENCES | | | PREREQ ANY TWO-COURSE SEQUENCE IN ANY NATURAL SCIENCE. SAME AS ENVS 3520. | | | | | |
| | | | 001 | 16623 | 0900AM-0950AM MWF | BESC 185 JWC WHITE | | | | 75 |
| GEOL 3930 | 1-6 | INTERNSHIP | | | PREREQ JR STANDING AND COMPLETION OF AT LEAST 2 COURSES FOR GEOLOGY MAJORS WITH A "B" OR BETTER. | | | | | |
| | | | | | | | | | | 30 |
| GEOL 4060 | 4 | OCEANOGRAPHY | | | PREREQ 1 SEMESTER CHEMISTRY, PHYSICS, OR GEOLOGY. SAME AS GEOL 5060. | | | | | |
| | | | 010 | | 0200PM-0250PM M | BESC 265 J SYVITSKI | | | | 18 |
| | | | | | 0200PM-0350PM F | BESC 265 | | | | |
| | 0 | LAB | L011 | 16626 | 0400PM-0550PM F | BESC 265 | | | | 18 |
| ◆ GEOL 4080 | 3 | CT-SOC PRBLMS/EARTH SCI | | | PREREQS 1 YEAR CALCULUS AND 1 YEAR NATURAL SCIENCE (PHYSICS, CHEMISTRY, BIOLOGY) OR EQUIV, OR INSTRUCTOR CONSENT. | | | | | |
| | | | 001 | 16627 | 1100AM-1215PM TR | BESC 265 | | | | 24 |
| GEOL 4093 | 4 | REMOTE SENSING-ENVIRON | | | SAME AS GEOG 5093 AND GEOG 4093/5093. COURSE FEE: \$25. NOTE: CLASS MEETS IN GUGG BLDG FIRST SESSION ONLY. SEE GEOG DEPT FOR CORRECT LOCATION. | | | | | |
| | | | 010 | | 0930AM-1045AM TR | GUGG 101 K STEFFEN | | | | 15 |
| | 0 | LAB | L011 | 16629 | 1100AM-1250PM R | SEE DEPT | | | | 10 |
| GEOL 4130 | 3 | PRINCIPLES OF GEOPHYSICS | | | PREREQS MATH 1300 AND PHYS 1110, IN ADDITION TO ANY 1000-LEVEL SEQUENCE IN GEOL; GEOL 3120 RECOMMENDED. | | | | | |
| | | | 001 | 16631 | 1100AM-1215PM TR | BESC 355 RG BILHAM | | | | 24 |
| GEOL 4200 | 3 | ADVANCED MINERALOGY | | | PREREQ GEOL 3010. SAME AS GEOL 5200. | | | | | |
| | | | 001 | 23348 | 1230PM-0145PM TR | BESC 455 JR SMYTH | | | | 10 |
| GEOL 4480 | 4 | PALEO HIGHER VERTEBRATES | | | PREREQS GEOL 3410, 1 YEAR BIOLOGY COURSEWORK, 1 YEAR GEOLOGY COURSEWORK, OR INSTRUCTOR CONSENT. SAME AS GEOL 5480. | | | | | |
| | | | 010 | | 1000AM-1050AM MWF | HUNT 109 P ROBINSON | | | | 15 |
| | 0 | LAB | L011 | 23358 | 1230PM-0450PM W | HUNT 109 P ROBINSON | | | | 15 |
| GEOL 4540 | 4 | PETROLEUM GEOLOGY | | | PREREQS COURSEWORK IN STRUCTURE, STRATIGRAPHY, SEDIMENTOLOGY, DEPOSITS, ENVIRONMENT, PHYSICS, AND CHEMISTRY. SAME AS GEOL 5540. | | | | | |
| | | | 010 | | 0100PM-0350PM M | BESC 355 P WEIMER | | | | 10 |
| | 0 | LAB | L011 | 23378 | 0100PM-0250PM F | BESC 355 P WEIMER | | | | 10 |
| | | | 010 | | 0200PM-0250PM R | BESC 385 H LAUSTSEN | | | | 12 |
| | 0 | LAB | L011 | 23452 | 0300PM-0450PM R | BESC 385 H LAUSTSEN | | | | 12 |
| GEOL 4712 | 2 | STRUCTURAL FLD GEOLOGY | | | PREREQS GEOL 2700, 3120. ADDITIONAL \$21 TRANSPORTATION FEE | | | | | |
| | | | 001 | 23364 | 1230PM-0145PM TR | BESC 225 K MUELLER | | | | 10 |
| | | | | | 0200PM-0600PM TR | OFF SITE | | | | |
| GEOL 4719 | 2 | FIELD MAP MINERAL DEPOST | | | PREREQ GEOL 2700. RECOMMENDED PREREQS: GEOL 3010, 4250. ADDITIONAL \$21 TRANSPORTATION FEE. SEE INSTRUCTOR FOR OFF-SITE SCHEDULE. | | | | | |
| | | | 001 | 16634 | 1200PM-1250PM MF | BESC 455 WW ATKINSON | | | | 10 |

Geological Sciences

Benson Earth Sciences 285 (303-492-8141)

THIS DEPARTMENT PRIMARILY USES AUTOMATIC WAIT LISTS. (SEE "WAIT LISTS" IN THE FRONT OF THIS SCHEDULE.) GRADUATE STANDING IS REQUIRED FOR ALL GRADUATE LEVEL COURSES. INDEPENDENT STUDY COURSE WORK IS AVAILABLE. PLEASE CONSULT THE DEPARTMENT OFFICE FOR FURTHER INFORMATION. GRADUATE STUDENTS NEEDING TO REGISTER FOR MASTER'S THESIS, MASTER'S DEGREE CANDIDATE, OR DOCTORAL THESIS, PLEASE CONSULT THE DEPARTMENT OFFICE FOR FURTHER INFORMATION. GEOLOGY COLLOQUIUM MEETS EVERY WEDNESDAY, 4:00 - 5:30 P.M. IN BESC180. EACH COURSE IN THIS DEPARTMENT HAS A COURSE FEE OF \$21 (SUBJECT TO CHANGE) FOR SPECIALIZED SUPPLIES AND EQUIPMENT. FIELD COURSES, AS NOTED, HAVE AN ADDITIONAL \$21 COURSE FEE FOR TRANSPORTATION. REFER TO THE TUITION AND FEES SECTION OF THIS HANDBOOK.

| | | | | | | | | |
|-----------|-----------|------------------------|---|---|-------------------|------------|-------------|-----|
| ◆ | GEOL 1010 | 3 | INTRO TO GEOLOGY 1 | 001 16583 | 0100PM-0150PM MWF | BESC 180 | HA SPETZLER | 169 |
| | | | | 002 16584 | 0900AM-0950AM MWF | BESC 180 | RG BILHAM | 169 |
| | | | | 003 16585 | 1100AM-1215PM TR | BESC 180 | JR SMYTH | 169 |
| ◆ | GEOL 1020 | 3 | INTRO TO GEOLOGY 2 | PREREQ GEOL 1010. SEC 880 IS AN HONORS PROGRAM COURSE; SEE OFFICE- LIBR M400C. | | | | |
| | | | | 001 16586 | 0930AM-1045AM TR | BESC 180 | AP LESTER | 169 |
| | | | | 002 16587 | 1000AM-1050AM MWF | BESC 180 | P WEIMER | 169 |
| | | | | 003 16588 | 1100AM-1150AM MWF | RAMY C250 | SJ MOJZSIS | 169 |
| | | | INTRO TO GEOL 2:HONORS | 880 | 0900AM-0950AM MWF | BESC 155 | K MUELLER | 15 |
| ◆ | GEOL 1070 | 3 | GLOB CHG 2-ERTH/SCI PERS | PREREQ GEOL 1060. | | | | |
| | | | | 001 16590 | 1200PM-1250PM MWF | BESC 180 | JWC WHITE | 169 |
| ◆ | GEOL 1080 | 1 | INTRO TO GEOLOGY 1 LAB | RECOMMENDED PREREQ COMPLETION OR CONCURRENT REGISTRATION IN A 1000-LEVEL GEOLOGY COURSE. LAB MEETS FIRST WEEK OF CLASS. ADDITIONAL \$21 TRANSPORTATION FEE. | | | | |
| | | | | 001 16593 | 0200PM-0450PM R | BESC 155 | | 23 |
| | | | 1 | 002 16594 | 1100AM-0150PM M | BESC 145 | | 23 |
| | | | | 003 16595 | 0200PM-0450PM M | BESC 155 | | 23 |
| | | | | 004 16596 | 1100AM-0150PM W | BESC 155 | | 23 |
| | | | | 005 16597 | 1100AM-0150PM F | BESC 155 | | 23 |
| | | | | 006 16598 | 0200PM-0450PM T | BESC 155 | | 23 |
| | | | | 007 16599 | 1100AM-0150PM M | BESC 155 | | 23 |
| | | | | 008 16600 | 0200PM-0450PM W | BESC 155 | | 23 |
| | | | | 009 16601 | 1100AM-0150PM T | BESC 155 | | 23 |
| | | | | 010 16602 | 0200PM-0450PM T | BESC 145 | | 23 |
| | | | | 011 16603 | 0200PM-0450PM M | BESC 145 | | 23 |
| | | | | 012 16604 | 1100AM-0150PM W | BESC 145 | | 23 |
| | | | | 013 16605 | 1100AM-0150PM T | BESC 145 | | 23 |
| | | | | 014 16606 | 1100AM-0150PM R | BESC 145 | | 23 |
| ◆ | GEOL 1110 | 1 | GLOBAL CHANGE LABORATORY | COREQ GEOL 1060 OR 1070. | | | | |
| | | | | 001 16607 | 0200PM-0450PM R | BESC 145 | | 23 |
| | | | | 002 16608 | 1100AM-0150PM R | BESC 155 | | 23 |
| | | | | 003 16609 | 0200PM-0450PM W | BESC 145 | | 23 |
| ◆ | GEOL 1600 | 4 | ORDER, CHAOS, COMPLEXITY | SAME AS PHYS 1600. | | | | |
| | | | | 010 23509 | 0800AM-0850AM MWF | DUAN G125 | JB RUNDLE | 72 |
| | | | | 011 23510 | 1000AM-1050AM W | DUAN G2B41 | | 24 |
| | | | | 012 23511 | 0100PM-0150PM R | DUAN G2B47 | | 24 |
| | | | | 013 23512 | 1000AM-1050AM M | DUAN G2B41 | | 24 |
| GEOL 2700 | 2 | INTRO TO FIELD GEOLOGY | PREREQS GEOL 1010-1020 OR GEOL 1060-1070 OR GEOG 1001-1011. ADDITIONAL \$21 TRANSPORTATION FEE. | | | | | |
| | | | | 001 16611 | 1200PM-0150PM MW | BESC 225 | DA BUDD | 19 |
| | | | | | 0200PM-0550PM MW | OFF SITE | | |
| GEOL 3020 | 3 | PETROLOGY | PREREQ GEOL 3010. | | | | | |
| | | | | 100 | 0930AM-1045AM TR | BESC 145 | CR STERN | 24 |
| | 0 | LAB | | L101 16613 | 0200PM-0445PM T | BESC 455 | | 12 |
| | | | | L102 16614 | 0200PM-0445PM W | BESC 455 | | 12 |

◆ Indicates an arts and sciences core course.

| | | | | | | | | |
|-----------|---|--------------------------|--|------------|--|-----------|-------------|----|
| | | | | | 0100PM-0550PM MF | OFF SITE | | |
| GEOL 4960 | 1 | WRITING IN GEOSCIENCES | | 001 16678 | 1200PM-1250PM W | BESC 265 | H LAUSTSEN | 24 |
| | | | | | PREREQ 15 HOURS UPPER-DIVISION GEOL COURSEWORK | | | |
| GEOL 5060 | 4 | OCEANOGRAPHY | | | SAME AS GEOL 4060. | | | |
| | | | | 010 | 0200PM-0250PM M | BESC 265 | J SYVITSKI | 6 |
| | | | | | 0200PM-0350PM F | BESC 265 | | |
| | 0 | LAB | | L011 16683 | 0400PM-0550PM F | BESC 265 | | 6 |
| GEOL 5093 | 4 | REMOTE SENSING-ENVIRON | | | SAME AS GEOL 4083 AND GEOG 4093/5093. COURSE FEE: \$25. NOTE: CLASS MEETS IN GUGG BLDG FIRST SESSION ONLY. SEE GEOG DEPT FOR CORRECT LOCATION. | | | |
| | | | | 010 | 0930AM-1045AM TR | GUGG 101 | K STEFFEN | 3 |
| | 0 | LAB | | L011 16685 | 1100AM-1250PM R | SEE DEPT | | 5 |
| GEOL 5200 | 3 | ADVANCED MINERALOGY | | | SAME AS GEOL 4200. | | | |
| | | | | 001 23349 | 1230PM-0145PM TR | BESC 455 | JR SMYTH | 10 |
| GEOL 5240 | 4 | REMOTE SENS/IMAGE ANALY | | | PREREQ GEOL 4093/5093 OR GEOG 4093/5093. | | | |
| | | | | 010 | 1100AM-1150AM MWF | SEE DEPT | AFH GOETZ | 20 |
| | 0 | LAB | | L011 23421 | 1200PM-0150PM F | SEE DEPT | AFH GOETZ | 20 |
| GEOL 5280 | 3 | PRIN AQUEOUS GEOCHEM | | | PREREQ 1 YEAR COLLEGE-LEVEL CHEM COURSEWORK. | | | |
| | | | | 001 23372 | 0200PM-0315PM TR | BESC 355 | KL NAGY | 15 |
| GEOL 5480 | 4 | PALEO HIGHER VERTEBRATES | | | SAME AS GEOL 4480. | | | |
| | | | | 010 | 1000AM-1050AM MWF | HUNT 109 | P ROBINSON | 15 |
| | 0 | LAB | | L011 23361 | 1230PM-0450PM W | HUNT 109 | P ROBINSON | 15 |
| GEOL 5540 | 4 | PETROLEUM GEOLOGY | | | SAME AS GEOLOGY 4540. | | | |
| | | | | 010 | 0100PM-0350PM M | BESC 355 | P WEIMER | 10 |
| GEOL 5540 | 0 | LAB | | L011 23377 | 0100PM-0250PM F | BESC 355 | P WEIMER | 10 |
| GEOL 5700 | 2 | TPC-TECTONICS & CLIMATE | | 001 23422 | TBA | | P MOLNAR | 15 |
| GEOL 5712 | 2 | STRUCTURAL FLD GEOL | | | ADDITIONAL \$21 TRANSPORTATION FEE. | | | |
| | | | | 001 23365 | 1230PM-0145PM TR | BESC 225 | K MUELLER | 5 |
| | | | | | 0200PM-0600PM TR | OFF SITE | | |
| GEOL 5719 | 2 | FIELD MAP MINERAL DEPOST | | | ADDITIONAL \$21 TRANSPORTATION FEE. SEE INSTRUCTOR FOR OFF-SITE SCHEDULE. | | | |
| | | | | 001 16691 | 1200PM-1250PM MF | BESC 455 | WW ATKINSON | 5 |
| | | | | | 0100PM-0550PM MF | OFF SITE | | |
| GEOL 5830 | 3 | TPC-ASTROBIOLOGY | | | PREREQ GRAD STANDING IN PHYSICAL SCIENCES OR INSTRUCTOR CONSENT. SAME AS ATOC 5830 AND ASTR 5830. | | | |
| | | | | 001 23140 | 0930AM-1045AM TR | BESC 155 | BM JAKOSKY | 10 |
| GEOL 5835 | 1 | SEM IN PLANETARY SCIENCE | | | PREREQ GRAD STANDING OR INSTRUCTOR CONSENT. SAME AS ASTR 5835 AND ATOC 5835. | | | |
| | | | | 001 23438 | 0400PM-0515PM T | DUAN D142 | F BAGENAL | 10 |
| GEOL 6241 | 1 | HYDROLOGY/GEOMORPHOLOGY | | | SAME AS GEOG 6241. | | | |
| | | | | 001 16758 | | | TN CAINE | 15 |
| | | | | | | | JC PITLICK | |

Sections 700-899 are controlled enrollment - see department for eligibility

Core Course
Department
Course Number
Credits
Course Title

Sec. Number
Call Number
Time/Days

Bldg/Rm
Instructor
Max. Enrollment

German - McKenna 129 (303-492-7404)

COURSES ARE ALSO AVAILABLE IN NORWEGIAN, SCANDINAVIAN, AND SWEDISH. PLEASE SEE THESE LISTINGS IN THE SCHEDULE OF COURSES. ANY STUDENT WITH THREE UNEXCUSED ABSENCES DURING THE SCHEDULE ADJUSTMENT PERIOD MAY BE ADMINISTRATIVELY DROPPED. IT IS THE STUDENT'S RESPONSIBILITY TO DROP ALL COURSES. STUDENTS WILL NOT RECEIVE CREDIT FOR A LOWER LEVEL COURSE IN FOREIGN LANGUAGE INSTRUCTION TAKEN AFTER CREDIT HAS BEEN GIVEN FOR A HIGHER LEVEL COURSE IN THE SAME LANGUAGE SEQUENCE. FOR EXAMPLE, STUDENTS WILL NOT RECEIVE CREDIT FOR GRMN 1010 AFTER THEY HAVE PASSED GRMN 2010. INDEPENDENT STUDY COURSE WORK IS AVAILABLE. PLEASE CONSULT THE DEPARTMENT OFFICE FOR FURTHER INFORMATION. SELECTED COURSES IN THIS DEPARTMENT HAVE A COURSE FEE OF \$20 (SUBJECT TO CHANGE) IN SUPPORT OF ALTEC. REFER TO THE TUITION AND FEES SECTION OF THIS HANDBOOK.

I. German

| Core Course | Department | Course Number | Credits | Course Title | Sec. Number | Call Number | Time/Days | Bldg/Rm | Instructor | Max. Enrollment |
|-------------|------------|--------------------------|---------|---|-------------|-------------|-----------|------------------------|------------|-----------------|
| ◆ GRMN 1010 | 4 | BEGINNING GERMAN 1 | | COURSE FEE: \$20. | | | | | | |
| | | 001 | 16873 | 1000AM-1050AM MTRF | | | | KTCH 118 | | 27 |
| | | 002 | 16874 | 1100AM-1150AM MTRF | | | | KTCH 118 | | 23 |
| | | 003 | 16875 | 0100PM-0150PM MTRF | | | | KTCH 118 | | 27 |
| | | 004 | 16876 | 0200PM-0250PM MTRF | | | | KTCH 118 | | 27 |
| | | 005 | 16877 | 0700PM-0900PM MW | | | | HLMS 191 | | 23 |
| | | 006 | 16878 | 1200PM-1250PM MTRF | | | | KTCH 118 | | 18 |
| | | 007 | 16879 | 0800AM-0850AM MTRF | | | | KTCH 120 | | 18 |
| ◆ GRMN 1020 | 4 | BEGINNING GERMAN 2 | | PREREQ GRMN 1010; MIN GRADE C. COURSE FEE: \$20. | | | | | | |
| | | 001 | 16880 | 0900AM-0950AM MTRF | | | | KTCH 120 | | 23 |
| | | 002 | 16881 | 1000AM-1050AM MTRF | | | | KTCH 120 | | 23 |
| | | 003 | 16882 | 1100AM-1150AM MTRF | | | | KTCH 120 | | 23 |
| | | 004 | 16883 | 0100PM-0150PM MTRF | | | | KTCH 120 | | 30 |
| | | 005 | 16884 | 0200PM-0250PM MTRF | | | | KTCH 120 | | 18 |
| | | 006 | 16885 | 0700PM-0900PM MW | | | | MKNA 112 | | 23 |
| | | 007 | 16886 | 0800AM-0850AM MTRF | | | | KTCH 119 | | |
| ◆ GRMN 2010 | 4 | INTERMEDIATE GERMAN 1 | | PREREQ GRMN 1020; MIN GRADE C. COURSE FEE: \$20. | | | | | | |
| | | 001 | 16895 | 1000AM-1050AM MTRF | | | | KTCH 119 | | 23 |
| | | 002 | 16896 | 1100AM-1150AM MTRF | | | | KTCH 119 | | 23 |
| | | 003 | 16897 | 1200PM-1250PM MTRF | | | | KTCH 119 | | 23 |
| | | 004 | 16898 | 0100PM-0150PM MTRF | | | | KTCH 119 | | 23 |
| GRMN 2020 | 4 | INTERMEDIATE GERMAN 2 | | PREREQ GRMN 2010; MIN GRADE C. COURSE FEE: \$20. | | | | | | |
| | | 001 | 16899 | 0900AM-0950AM MTRF | | | | KTCH 119 | | 23 |
| | | 002 | 16900 | 1200PM-1250PM MTRF | | | | KTCH 120 | | 23 |
| GRMN 3010 | 3 | ADV CONVERSAT & GRAMMAR | | PREREQ 4 SEMESTERS COLLEGE GRMN OR EQUIV. OPEN TO FRESHMEN WITH INSTRUCTOR CONSENT. | | | | | | |
| | | 001 | 16910 | 0200PM-0250PM MWF | | | | RAMY N1B31 IS SIXBERRY | | 26 |
| GRMN 3020 | 3 | PROFESSIONAL GERMAN | | PREREQ GRMN 3010 OR EQUIV. OR INSTRUCTOR CONSENT. | | | | | | |
| | | 001 | 16911 | 1200PM-1250PM MWF | | | | HALE 240 K EINBECK | | 25 |
| GRMN 3110 | 3 | GRMN LIT 1910-PRESENT | | | | | | CLRE 302 A DEL CARO | | 35 |
| GRMN 3930 | 1-6 | INTERNSHIP | | | | | | A DEL CARO K EINBECK | | 20 |
| GRMN 4010 | 3 | ADV GRAMM/STYL & CONVRST | | PREREQ GRMN 3020 OR INSTRUCTOR CONSENT. | | | | | | |
| | | 001 | 16922 | 1200PM-1250PM MWF | | | | CHEM 131 IS SIXBERRY | | 20 |
| GRMN 4030 | 3 | BUSINESS GERMAN | | | | | | HALE 240 K EINBECK | | 25 |
| GRMN 4460 | 6 | HIGH SCHOOL GRMN TEACH | | | | | | BA LEWIS | | 5 |
| ◆ GRMN 4550 | 3 | SEM-INTELL/ACAD GRMN CUL | | | | | | CLRE 209 R BLOCK | | 15 |
| GRMN 5010 | 3 | BIBLIOGRAPHY/METHOD/RSCH | | | | | | HALE 235 A SCHMIESING | | 12 |
| GRMN 5220 | 3 | SEM: TPCS/AGE OF GOETHE | | | | | | HALE 235 R BLOCK | | 15 |

II. German Courses Taught in English

| | | | | | | | | | | |
|-------------|---|--------------------------|------------|--------------------|--|--|--|------------------------|--|-----|
| ◆ GRMN 2501 | 3 | 20TH C GRMN SHORT STORY | | | | | | HLMS 141 | | 51 |
| ◆ GRMN 2502 | 3 | REPRESENTG THE HOLOCAUST | | | | | | EDUC 220 A DEL CARO | | 100 |
| | | 0 | RECITATION | | | | | HUMN 190 A DEL CARO | | 25 |
| | | | | | | | | HUMN 1B70 | | 25 |
| | | | | | | | | EKLC E1B50 | | 25 |
| | | | | | | | | HUMN 1B70 | | 25 |
| ◆ GRMN 3505 | 3 | THE ENLIGHTENMENT | | SAME AS HUMN 3505. | | | | MUEN E064 A SCHMIESING | | 25 |

IV. Europe: Specific Countries

| | | | | | | | | | | |
|-------------|---|--------------------------|--|--|--|--|--|----------|------------|----|
| ◆ HIST 1113 | 3 | HIST-ENGLAND TO 1660 | | | | | | HLMS 211 | RD SMITH | 94 |
| ◆ HIST 2113 | 3 | EARLY MODERN ENGLAND | | | | | | HLMS 201 | | 49 |
| ◆ HIST 2543 | 3 | MEDIEVAL NATIONS | | | | | | HLMS 211 | N LOZOVSKY | 55 |
| ◆ HIST 3113 | 3 | MEDV/EARLY MOD ENGL HIST | | | | | | KTCH 234 | RD SMITH | 18 |

V. Europe: Topical

| | | | | | | | | | | |
|-------------|---|--------------------------|--|--|--|--|--|---------------------|-------------|----|
| ◆ HIST 3414 | 3 | SEM/EUROPEAN INTELL HIST | | | | | | DUAN G1B25 DL GROSS | | 18 |
| HIST 4064 | 3 | SPANISH HISTORY 711-1700 | | | | | | HLMS 211 | A DYER | 45 |
| HIST 5014 | 3 | LAW/LEGAL HIST E MOD EUR | | | | | | HLMS 104 | A DYER | 18 |
| HIST 7424 | 3 | RSCH METH/EARLY MOD EUR | | | | | | LIBR M549 | MK MCINTOSH | 18 |

VI. United States: Chronological Periods

| | | | | | | | | | | |
|-------------|---|--------------------------|--|--|--|--|--|--|-------------|-----|
| ◆ HIST 1015 | 3 | HIST OF US TO 1865 | | | | | | HUMN 250 F ANDERSON | | 93 |
| | | | | | | | | HUMN 1B90 | | 50 |
| | | | | | | | | HLMS 201 | | 94 |
| | | | | | | | | HUMN 1B80 | JD DENTON | 74 |
| | | | | | | | | CLRE 208 | | 33 |
| ◆ HIST 1025 | 3 | HIST OF US SINCE 1865 | | | | | | SEC 010 REQUIRES A RECITATION; SECS 020-050 ARE LECTURE ONLY. | | |
| | | | | | | | | CHEM 140 PJ DELORIA | | 300 |
| | | | | | | | | HLMS 211 | | 30 |
| | | | | | | | | HLMS 267 | | 30 |
| | | | | | | | | HLMS 211 | | 30 |
| | | | | | | | | STAD 112 | | 30 |
| | | | | | | | | HUMN 150 | | 30 |
| | | | | | | | | ECCR 245 | | 30 |
| | | | | | | | | HLMS 241 | | 30 |
| | | | | | | | | HLMS 237 | | 30 |
| | | | | | | | | DUAN G2B41 | | 25 |
| | | | | | | | | HLMS 252 | | 135 |
| | | | | | | | | HUMN 135 | | 78 |
| | | | | | | | | HLMS 255 | | 33 |
| | | | | | | | | HLMS 237 | | 33 |
| ◆ HIST 1045 | 3 | HONORS-US SINCE 1865 | | | | | | SECTION 880 IS AN HONORS PROGRAM COURSE; SEE OFFICE- LIBR M400C. | | |
| | | | | | | | | HLMS 104 | JD DENTON | 15 |
| ◆ HIST 2215 | 3 | THE AMERICAN REVOLUTION | | | | | | EKLC E1B20 R HELM | | 94 |
| ◆ HIST 3115 | 3 | SEMINAR/EARLY AM HIST | | | | | | HLMS 104 | GL MAIN | 18 |
| HIST 4125 | 3 | BRIT COLONL AM 1580-1756 | | | | | | GUGG 2 | VD ANDERSON | 36 |
| ◆ HIST 4315 | 3 | CIVIL WAR/RECONSTRUCTION | | | | | | F A N141 | R MANN | 94 |

VII. United States: Topical Courses I

| | | | | | | | | | | |
|-------------|---|--------------------------|--|--|--|--|--|--------------------------------------|-----------------|-----|
| ◆ HIST 2166 | 3 | THE VIETNAM WARS | | | | | | HLMS 252 | | 135 |
| ◆ HIST 2616 | 3 | WOMEN'S HISTORY | | | | | | HALE 230 | | 65 |
| ◆ HIST 3016 | 3 | SEM-HIST GENDER & SCI | | | | | | HUMN 335 | SD JONES | 16 |
| ◆ HIST 3516 | 3 | AMERICAN CULT & REFORM | | | | | | HLMS 220 | JD DENTON | 18 |
| HIST 4146 | 3 | MILITARY HISTORY | | | | | | HUMN 250 | DN SPIRES | 93 |
| ◆ HIST 4326 | 3 | HEALTH & DISEASE IN U.S. | | | | | | RECOMMENDED PREREQS HIST 1015, 1025. | | |
| | | | | | | | | HLMS 211 | SD JONES | 49 |
| HIST 4726 | 3 | U.S. IMMIGRATION HISTORY | | | | | | HUMN 370 | GUERIN-GONZALES | 20 |
| HIST 5106 | 3 | GRAD COLLOQ IN US HIST | | | | | | MUEN E114 | R MANN | 18 |
| HIST 7156 | 3 | SEM-AMER DIPL HIST | | | | | | | TW ZEILER | 18 |

VIII. United States: Topical Courses II

| | | | | | | | | | | |
|-------------|---|------------------------|--|--|--|--|--|---------------------------|--------|-----|
| ◆ HIST 2117 | 3 | HISTORY OF COLORADO | | | | | | HLMS 252 | J FELL | 135 |
| | | | | | | | | HLMS 252 | J FELL | 135 |
| ◆ HIST 2227 | 3 | HIST OF AMER SOUTHWEST | | | | | | HLMS 211 | | 55 |
| ◆ HIST 2437 | 3 | AFRO-AMERICAN HISTORY | | | | | | MEETS WITH BLST 2200-010. | | |
| | | | | | | | | CHEM 142 | E LOVE | 50 |
| ◆ HIST 3317 | 3 | SEM-AMERICAN WEST | | | | | | HUNT 109 | J FELL | 18 |

History - Hellems 204 (303-492-6683)

THIS DEPARTMENT PRIMARILY USES RESEQUENCED WAIT LISTS, GIVING PRIORITY TO HISTORY MAJORS (SEE "WAIT LISTS" IN THE FRONT OF THIS SCHEDULE.) THE HISTORY DEPARTMENT DOES NOT DROP STUDENTS FOR NONATTENDANCE. ENROLLMENT IN HIST 4000-LEVEL COURSES IS LIMITED TO SOPHOMORES, JUNIORS, AND SENIORS, WITH THE FOLLOWING EXCEPTIONS: HIST 4123, 4133, 4166, 4412, 4445, AND 4733 - LIMITED TO JUNIORS AND SENIORS. HIST 4020 - LIMITED TO HIST MAJORS AND MINORS WITH AT LEAST 12 HOURS OF UPPER-DIVISION HISTORY CREDIT. ENROLLMENT IN HISTORY GRADUATE COURSES IS RESTRICTED TO HISTORY GRADUATE STUDENTS OR WITH INSTRUCTOR PERMISSION. INDEPENDENT STUDY COURSE WORK IS AVAILABLE. PLEASE CONSULT THE DEPARTMENT OFFICE FOR FURTHER INFORMATION. GRADUATE STUDENTS NEEDING TO REGISTER FOR MASTER'S THESIS, MASTER'S DEGREE CANDIDATE, OR DOCTORAL THESIS, PLEASE CONSULT THE DEPARTMENT OFFICE FOR FURTHER INFORMATION.

I. Methodological, Comparative and General

| | | | | | | | | |
|-------------|-----|--------------------------|--|-------------------|-------------|-------------------|-----|--|
| ◆ HIST 1010 | 3 | W CIV 1-ANTIQUITY TO 16C | 001 16959 | 1200PM-1250PM MWF | HALE 270 | RD SMITH | 135 | |
| | | | 002 16960 | 0200PM-0315PM TR | CHEM 142 | N LOZOVSKY | 95 | |
| | | | 003 16961 | 0900AM-0950AM MWF | HLMS 141 | SA EPSTEIN | 50 | |
| | | | 004 23100 | 1100AM-1215PM TR | RAMY N1B31 | | 33 | |
| | | | 005 16962 | 0300PM-0350PM MWF | HLMS 255 | | 33 | |
| ◆ HIST 1020 | 3 | W CIV 2-16C TO PRESENT | SECS 010, 020, & 030 ARE LECTURE ONLY; SEC 100 REQUIRES A RECITATION. | | | | | |
| | | | 010 16968 | 1000AM-1050AM MWF | HLMS 247 | | 33 | |
| | | | 020 16969 | 0800AM-0915AM TR | HUMN 250 | DN SPIRES | 75 | |
| | | | 030 16970 | 1230PM-0145PM TR | HLMS 199 | DL GROSS | 95 | |
| | | | 100 | 0100PM-0150PM MW | MDCB A2B70 | PJ KENNEY | 250 | |
| 0 | | RECITATION | R101 16972 | 0800AM-0850AM F | HLMS 241 | | 32 | |
| | | | R102 16973 | 0800AM-0850AM F | HLMS 229 | | 33 | |
| | | | R103 16974 | 0100PM-0150PM F | MUEN D144 | | 32 | |
| | | | R104 16975 | 0100PM-0150PM F | EDUC 220 | | 33 | |
| | | | R105 16976 | 0200PM-0250PM F | EDUC 231 | | 30 | |
| | | | R106 16977 | 0200PM-0250PM F | HLMS 211 | | 30 | |
| | | | R107 16978 | 0200PM-0250PM F | HLMS 267 | | 30 | |
| | | | R108 16979 | 0200PM-0250PM F | MUEN E126 | | 30 | |
| ◆ HIST 2100 | 3 | REVOLUTION IN HISTORY | 001 23153 | 0930AM-1045AM TR | HLMS 201 | M HANNA | 55 | |
| ◆ HIST 3110 | 3 | HONORS SEMINAR | 801 | 0200PM-0430PM M | COTT 111 | VD ANDERSON | 13 | |
| HIST 3120 | 3 | HONORS THESIS | PREREQ HIST 3110 AND INSTRUCTOR CONSENT. | | | | | |
| | | | 801 | TBA | VD ANDERSON | | 50 | |
| HIST 4020 | 3 | TPC-COMPARATIVE SLAVERY | PREREQ 12 HRS UPPER-DIVISION HISTORY. | | | | | |
| | | | 010 | 1100AM-1150AM MW | HLMS 201 | RJ FERRY | 78 | |
| 0 | | RECITATION | R011 17071 | 1100AM-1150AM F | MDCB A2B70 | RJ FERRY | 39 | |
| | | | R012 17072 | 1100AM-1150AM F | ECCR 245 | E LOVE | 39 | |
| HIST 4030 | 3 | HISTORY OF SLAVERY | 001 23111 | 1100AM-1150AM MWF | HLMS 141 | SA EPSTEIN | 45 | |
| HIST 4930 | 1-3 | HISTORY INTERNSHIP | PREREQ HISTORY MAJOR WITH JR STANDING. RECOMMENDED COMPLETION OF LOWER-LEVEL COURSEWORK (US HISTORY 1015/1025, ETC). | | | | | |
| | | | 800 | TBA | R MANN | | 15 | |
| HIST 6500 | 3 | COMPARATIVE LABOR HIST | 801 | 0330PM-0600PM R | HLMS 104 | C GUERIN-GONZALES | 18 | |

II. Europe: Ancient and Medieval

| | | | | | | | | |
|-----------|---|------------------------|-------------------------|-------------------|----------|------------|----|--|
| HIST 1041 | 3 | WAR SOC IN ANC GREECE | SAME AS CLAS 1041. | | | | | |
| | | | 001 22592 | 1200PM-1250PM MWF | HLMS 201 | P HUNT | 45 | |
| HIST 4021 | 3 | ATHENS/GREEK DEMOCRACY | SAME AS CLAS 4021/5021. | | | | | |
| | | | 001 22594 | 1100AM-1150AM MWF | HUMN 125 | E SHUTRMPF | 17 | |

III. Europe: Modern

| | | | | | | | | |
|-------------|---|---------------------------|-----------|--------------------|-----------|-----------|-----|--|
| ◆ HIST 1002 | 3 | INTRO CENT/EAST EUR STDS | 001 | SAME AS CEES 1000. | | | | |
| | | | 16958 | 0300PM-0350PM MWF | MKNA 112 | | 30 | |
| ◆ HIST 2222 | 3 | WAR/SOC-WAR SINCE 18TH C | 001 17015 | 1000AM-1050AM MWF | RAMY C250 | RA POIS | 135 | |
| HIST 4412 | 3 | 20TH CENTURY EUROPE | 001 23116 | 0200PM-0315PM TR | HLMS 252 | DN SPIRES | 75 | |
| HIST 4422 | 3 | WW I/BRUTALIZATION/EUROPE | 001 23165 | 0100PM-0150PM MWF | CHEM 142 | RA POIS | 155 | |
| HIST 5012 | 3 | COLLOQ-EUROPE SINCE 1789 | 801 | 1230PM-0300PM R | HLMS 220 | M HANNA | 18 | |
| HIST 6012 | 3 | RDGS-MODERN EURO HISTORY | 801 | 0300PM-0530PM M | HLMS 104 | PJ KENNEY | 18 | |

◆ Indicates an arts and sciences core course.

| | | | | | | | |
|-----------|---|-----------------------------|-----------|-------------------|----------|------------|----|
| HIST 4217 | 3 | AMERICAN WEST-19C | 001 23115 | 1230PM-0145PM TR | CLRE 207 | S JOHNSON | 75 |
| HIST 4417 | 3 | ENVIRONMENTAL HIST/NO.AMER. | 001 17088 | 1000AM-1050AM MWF | HLMS 141 | PJ DELORIA | 49 |
| HIST 6417 | 3 | ENVIRONMENTAL HISTORY | 801 | 0300PM-0530PM W | HUMN 160 | SD JONES | 18 |
| HIST 7257 | 3 | SEM-HIST AMER FRONTIER | 801 | 0330PM-0600PM T | EDUC 132 | S JOHNSON | 18 |

IX. World Areas: Specific Regions

| | | | | | | | | |
|-------------|---|--------------------------|--------------------|-------------------|----------|--------------|----|--|
| ◆ HIST 1308 | 3 | INTRO MIDDLE EAST HIST | 001 22805 | 0900AM-0950AM MWF | EDUC 220 | JP JANKOWSKI | 94 | |
| ◆ HIST 1608 | 3 | INTRO TO CHINESE HISTORY | 001 23101 | 1230PM-0145PM TR | HLMS 201 | T WESTON | 94 | |
| ◆ HIST 3018 | 3 | SEMINAR/LATIN AM HIST | 801 | 0330PM-0600PM T | HLMS 185 | RJ FERRY | 15 | |
| | | | 802 | 0330PM-0445PM TR | KTCH 120 | RE HARDING | 10 | |
| HIST 4328 | 3 | MODERN MIDDLE EAST | SAME AS HIST 5328. | | | | | |
| | | 1600 TO THE PRESENT | 001 17087 | 1100AM-1150AM MWF | HLMS 211 | JP JANKOWSKI | 55 | |
| HIST 4628 | 3 | MODERN CHINA | 001 23118 | 0930AM-1045AM TR | HLMS 199 | T WESTON | 55 | |
| HIST 5328 | 3 | MODERN MIDDLE EAST | 801 | 1100AM-1150AM MWF | HLMS 211 | JP JANKOWSKI | 10 | |

X. 1600 to the Present

| | | | | | | | |
|-----------|---|--------------------------|-----|------------------|----------|----------|----|
| HIST 5628 | 3 | MODERN CHINA | 801 | 0930AM-1045AM TR | HLMS 199 | T WESTON | 10 |
| HIST 6019 | 3 | RDGS-THIRD WORLD HISTORY | 801 | 0330PM-0600PM R | HUMN 160 | | 18 |
| HIST 6339 | 3 | NATIVES/NEWCOMERS/NEW | 801 | 1230PM-0300PM M | HLMS 220 | GL MAIN | 18 |

Honors - Norlin M400L (303-492-6617)

ALL HONORS COURSES ARE CONTROLLED ENROLLMENT. STUDENTS IN A&S WANTING TO REGISTER FOR THESE COURSES MUST VERIFY THEIR ELIGIBILITY WITH THE HONORS PROGRAM OFFICE, LIBR M400C, IN ORDER TO RECEIVE THE COURSE CALL NUMBER FOR REGISTRATION. ENROLLMENT LIMIT IS 15 UNLESS OTHERWISE NOTED. A MINIMUM CUM GPA OF 3.3 IS REQUIRED FOR CONTINUING STUDENTS. HONORS COURSES MAY NOT BE TAKEN PASS/FAIL. COME TO THE HONORS ADVISING NIGHT OCT 24, 6:30 P.M. IN HUMN 150 FOR COURSE AND REGISTRATION INFORMATION. FOR ADDITIONAL HONORS PROGRAM COURSES, PLEASE SEE THE FOLLOWING:

| | | | | | | | |
|-------------|---------|---------------------------|-----|-------------------|------------|---------------|----|
| ANTH 1180 | SEC 880 | MARITIME PEOPLE | | | | | |
| ANTH 2060 | SEC 880 | HONORS HUMAN ORIGINS | | | | | |
| BADM 2050 | SEC 880 | SPECIAL TOPICS | | | | | |
| CLAS 2020 | SEC 880 | SCIENCE IN ANCIENT WORLD | | | | | |
| EMUS 4012 | SEC 880 | AFRICAN MUSIC | | | | | |
| ENGL 1500 | SEC 880 | MASTERPIECES BRITISH LIT | | | | | |
| ENGL 3060 | SEC 880 | MODERN CONTEMPORARY LIT | | | | | |
| ENGL 4286 | SEC 880 | FOLKLORE 2 | | | | | |
| EPOB 2660 | SEC 890 | HONORS ENVIRON BIOLOGY 2 | | | | | |
| EPOB 2660 | SEC 893 | HONORS ENVIRON BIOLOGY 2 | | | | | |
| EPOB 2680 | SEC 880 | HONORS ENVIRON BIOLOGY | | | | | |
| EPOB 2680 | SEC 883 | HONORS CELL/INT. PHYS | | | | | |
| GEOL 1020 | SEC 880 | INTRO TO GEOLOGY 2 | | | | | |
| HIST 1045 | SEC 880 | HONORS US HIST SINCE 1865 | | | | | |
| KAPH 2010 | SEC 880 | SEMINAR IN KINESIOLOGY | | | | | |
| LING 1000 | SEC 880 | LANGUAGE IN US SOCIETY | | | | | |
| PHIL 1010 | SEC 880 | HISTORY & PHILOSOPHY | | | | | |
| PHIL 1100 | SEC 880 | ETHICS | | | | | |
| PHIL 1400 | SEC 880 | PHILOSOPHY & SCIENCE | | | | | |
| PSCI 2012 | SEC 880 | INTRO TO COMP POLITICS | | | | | |
| PSCI 2012 | SEC 881 | INTRO TO COMP POLITICS | | | | | |
| PSCI 2101 | SEC 881 | INTRO TO PUB POLICY ANAL | | | | | |
| PSCI 3011 | SEC 880 | AMERICAN PRESIDENCY | | | | | |
| PSCI 3193 | SEC 880 | INTERNATIONAL BEHAVIORS | | | | | |
| PSYC 3101 | SEC 880 | STATISTICS/RESEARCH MTHDS | | | | | |
| RLST 3000 | SEC 880 | CHRISTIAN TRADITION | | | | | |
| SOCY 1003 | SEC 880 | ETHN/SOC ISSUES US HEALTH | | | | | |
| ◆ HONR 1820 | 3 | CRIT ISSUES CONTEMP SOC | 880 | 1100AM-1215PM TR | LIBR N424A | LH MC NOWN | 10 |
| ◆ HONR 2250 | 3 | ETHICS OF AMBITION | 880 | 1230PM-0145PM TR | LIBR M498 | P STROM | 15 |
| ◆ HONR 3220 | 3 | ADV HONORS WRITING | 880 | 1000AM-1050AM MWF | LIBR N424A | CB VAN GERVEN | 15 |
| ◆ HONR 3270 | 3 | JOURNEY MOTIFS/WOMEN LIT | 880 | 1100AM-1150AM MWF | LIBR N424A | CB VAN GERVEN | 15 |
| HONR 3560 | 3 | SCIENCE AND MYSTICISM | 880 | | | JT STOCKE | 15 |
| | | | 881 | | | JT STOCKE | 15 |
| HONR 4510 | 3 | ANIMAL LOCOMOTION | 880 | 0700PM-0930PM R | ECCR 105 | RI GAMOW | 17 |
| HONR 4900 | 1-6 | INDEPENDENT STUDY | 880 | TBA | | | 30 |
| ◆ HONR 2251 | 3 | INTRO TO THE BIBLE | 880 | 1100AM-1215PM TR | LIBR M498 | EC KOPFF | 15 |
| ◆ HONR 3004 | 3 | WOMEN IN EDUCATION | 880 | 0930AM-1045AM TR | LIBR M498 | MA SHEA | 15 |

Sections 700-899 are controlled enrollment - see department for eligibility

Core Course
Department
Course Number
Credits
Course Title

Sec. Number
Call Number
Time/Days

Blgd/Rm

Instructor

Max.
Enrollment

Humanities - Ketchum 233 (303-492-5561)

THIS DEPARTMENT USES RESEQUENCED WAIT LISTS GIVING PREFERENCE TO HUMANITIES MAJORS. STUDENTS MAY BE ADMINISTRATIVELY DROPPED FOR NONATTENDANCE AFTER THE FIRST WEEK OF CLASSES.

| ◆ | Course | Sec. Number | Call Number | Time/Days | Blgd/Rm | Instructor | Max. Enrollment |
|-------------|--|-------------|-------------------|-------------------|-----------|----------------------|-----------------|
| ◆ | HUMN 1020 6 | | | | | | |
| | INTRO TO HUMANITIES 2..... RECITATION ATTENDANCE IS REQUIRED THE FIRST WEEK OF CLASSES. STUDENTS WILL BE ADMINISTRATIVELY DROPPED FOR NONATTENDANCE. | | | | | | |
| | | 010 | 1200PM-1250PM MWF | | MATH 100 | VH MINOR DC JONES | 30 |
| 0 | RECITATION | R011 | 17254 | 0900AM-0950AM MWF | KTCH 301 | SE CARNAHAN | 30 |
| 6 | INTRO TO HUMANITIES 2 | 020 | | 1200PM-1250PM MWF | MATH 100 | VH MINOR DC JONES | 30 |
| 0 | RECITATION | R021 | 17256 | 0900AM-0950AM MWF | KTCH 303 | | 30 |
| 6 | INTRO TO HUMANITIES 2 | 030 | | 1200PM-1250PM MWF | MATH 100 | VH MINOR DC JONES | 30 |
| 0 | RECITATION | R031 | 17258 | 1000AM-1050AM MWF | MUEN E131 | | 30 |
| 6 | INTRO TO HUMANITIES 2 | 040 | | 1200PM-1250PM MWF | MATH 100 | VH MINOR DC JONES | 30 |
| 0 | RECITATION | R041 | 17260 | 1000AM-1050AM MWF | KTCH 303 | | 30 |
| 6 | INTRO TO HUMANITIES 2 | 050 | | 1200PM-1250PM MWF | MATH 100 | VH MINOR DC JONES | 30 |
| 0 | RECITATION | R051 | 17262 | 1100AM-1150AM MWF | MUEN E131 | | 30 |
| 6 | INTRO TO HUMANITIES 2 | 060 | | 1200PM-1250PM MWF | MATH 100 | VH MINOR DC JONES | 30 |
| 0 | RECITATION | R061 | 17264 | 1100AM-1150AM MWF | KTCH 303 | | 30 |
| 6 | INTRO TO HUMANITIES 2 | 070 | | 1200PM-1250PM MWF | MATH 100 | VH MINOR DC JONES | 30 |
| 0 | RECITATION | R071 | 17266 | 0800AM-0850AM MWF | KTCH 234 | | 30 |
| 6 | INTRO TO HUMANITIES 2 | 080 | | 1200PM-1250PM MWF | MATH 100 | VH MINOR DC JONES | 30 |
| 0 | RECITATION | R081 | 17268 | 0100PM-0150PM MWF | MUEN E113 | | 30 |
| 6 | INTRO TO HUMANITIES 2 | 090 | | 1200PM-1250PM MWF | MATH 100 | VH MINOR DC JONES | 30 |
| 0 | RECITATION | R091 | 17270 | 0200PM-0250PM MWF | KTCH 303 | | 30 |
| 6 | INTRO HUMANITIES 2:HONR | 880 | | 1200PM-1250PM MWF | MATH 100 | VH MINOR | 10 |
| 0 | | R881 | | 1000AM-1115AM MW | KTCH 231 | D FERRIS | 10 |
| 6 | | 882 | | 1200PM-1250PM MWF | MATH 100 | VH MINOR | 10 |
| 0 | | R883 | | 0900AM-0950AM MWF | KTCH 231 | P GORDON | 10 |
| ◆ | HUMN 3065 3 | | | | | | |
| | FEM THRY/WOMEN'S ART 001 22534 0200PM-0250PM MWF MUEN E064 KC CHAPMAN 30 | | | | | | |
| HUMN 3093 3 | TOPICS IN HUMANITIES 001 22392 0200PM-0315PM TR KTCH 301 M DU PLESSIS 35 | | | | | | |
| | TPC-DRAMATIC DECEPTIONS 002 17281 0200PM-0250PM MWF KTCH 301 SE CARNAHAN 30 | | | | | | |
| | TPC-MOD LIT & THE BIBLE 003 23449 0100PM-0150PM MWF GUGG 205 SR DOUGLASS 30 | | | | | | |
| ◆ | HUMN 3505 3 | | | | | | |
| | THE ENLIGHTENMENT SAME AS GRMN 3505. | | | | | | |
| | | 001 | 17283 | 1230PM-0145PM TR | MUEN E064 | A SCHMIESING | 15 |
| HUMN 4093 3 | STUDIES IN HUMANITIES 001 22391 1230PM-0145PM TR KTCH 301 M DU PLESSIS 35 | | | | | | |
| HUMN 4135 3 | ART AND PSYCHOANALYSIS 001 17293 1100AM-1215PM TR KTCH 235 P GORDON 42 | | | | | | |
| HUMN 4102 3 | THE ROMANTIC QUEST 001 17291 1100AM-1150AM MWF KTCH 234 HEYDT-STEVENSON 30 | | | | | | |
| ◆ | HUMN 4821 3 | | | | | | |
| | 20TH C RUSS LIT & ART SAME AS RUSS 4821. | | | | | | |
| | | 001 | 17298 | 1100AM-1150AM MWF | HLMS 267 | R SALYS | 15 |

International Affairs - Ketchum 4 (303-492-7295)

| ◆ | Course | Sec. Number | Call Number | Time/Days | Blgd/Rm | Instructor | Max. Enrollment |
|---|---|-------------|-------------|-----------------|------------|------------|-----------------|
| ◆ | IAFS 1000 4 | | | | | | |
| | GLOBAL ISSUES & INTL AFF 100 1100AM-1215PM TR MCDB A2B70 RC PARIS 220 | | | | | | |
| 0 | RECITATION | R101 | 22867 | 1000AM-1050AM M | GUGG 3 | | 20 |
| | | R102 | 22868 | 0900AM-0950AM W | STAD 112 | | 20 |
| | | R103 | 22870 | 1100AM-1150AM W | HLMS 271 | | 20 |
| | | R104 | 22872 | 0900AM-0950AM F | DUAN G2B41 | | 20 |
| | | R105 | 22874 | 1000AM-1050AM F | EDUC 138 | | 20 |
| | | R106 | 22875 | 0930AM-1020AM R | MUEN E123 | | 20 |

Core Course
Department
Course Number
Credits
Course Title

Sec. Number
Call Number
Time/Days

Blgd/Rm

Instructor

Max.
Enrollment

| | | | | | | | | |
|-------------|------------------------------|---|-------|--|------------------|---------------|-------------|----|
| ITAL 3020 3 | ADV COMPOSIT/CONVERSAT 2 | 001 | 17394 | 1100AM-1150AM MWF | HUMN 370 | G LAZZARINO | 20 | |
| ◆ | ITAL 4150 3 | DECAMERON:AGE OF REALISM | | PREREQ JR STANDING OR INSTRUCTOR CONSENT. | | | | |
| | | 001 | 23088 | 0930AM-1045AM TR | KTCH 301 | S MAGNANINI | 25 | |
| ITAL 4250 3 | HIST ITALY/1815 TO PRES | 001 | 17398 | 0200PM-0250PM MWF | HUMN 186 | | 25 | |
| ◆ | ITAL 4730 3 | ITAL FEMINISMS:CULTURE, THEORY/NARR OF DIFF | 001 | 23087 | 0200PM-0315PM TR | HLMS 193 | S MAGNANINI | 25 |
| ITAL 4930 | 1-3 LANGUAGE INTERNA/PROFESS | | | CONTROLLED ENROLLMENT. SEE DEPT. | | | | |
| | | 800 | | | | P MARCANTONIO | 2 | |
| ITAL 4990 3 | SENIOR SEMINAR | | | PREREQ ADVISOR CONSENT. RECOMMENDED AT LEAST ONE COURSE NUMBERED ITAL 4100 OR ABOVE. | | | | |
| | | 800 | | TBA | | | 30 | |
| | | 803 | | TBA | | | 30 | |

Kinesiology and Applied Physiology

Clare Small Arts and Sciences 114 (303-492-5362)

KINESIOLOGY COURSES MAY BE RESTRICTED TO KINESIOLOGY MAJORS. FOR INFORMATION ON PHED COURSES PLEASE SEE THE SCHOOL OF EDUCATION SECTION OF THIS HANDBOOK. GRADUATE COURSES ARE LIMITED TO KAPH SENIORS AND GRADUATE STUDENTS INDEPENDENT STUDY, INTERNSHIP, AND HONORS COURSE WORK IS AVAILABLE. PLEASE CONSULT THE KAPH OFFICE FOR FURTHER INFORMATION. GRADUATE STUDENTS NEEDING TO REGISTER FOR MASTER'S THESIS, MASTER'S DEGREE CANDIDATE, OR DOCTORAL THESIS, PLEASE CONSULT THE DEPARTMENT FOR FURTHER INFORMATION. EACH COURSE IN THIS DEPARTMENT HAS A COURSE FEE OF \$21 (SUBJECT TO CHANGE) FOR SPECIALIZED SUPPLIES AND EQUIPMENT. REFER TO THE TUITION AND FEES SECTION OF THIS HANDBOOK.

| | | | | | | | |
|-------------|--------------------------|--------------------------|-------|--|------------|--------------|-----|
| KAPH 1010 3 | INTRO TO KINESIOLOGY | 001 | 22395 | 1100AM-1215PM TR | MATH 100 | J SEMMLER | 421 |
| KAPH 2010 3 | SEM IN KINESIOLOGY-HONRS | | 880 | 0200PM-0315PM TR | LIBR N424A | D SHERWOOD | 15 |
| | | 010 | | 0900AM-0950AM MW | CLRE 207 | DP MOOD | 80 |
| KAPH 2700 3 | INTRO STAT/RSRCH IN KINE | 010 | 22399 | 0900AM-0950AM F | MKNA 204 | DP MOOD | 20 |
| 0 | RECITATION | R011 | 22400 | 1200PM-1250PM M | STAD 140 | DP MOOD | 20 |
| | | R012 | 22401 | 1200PM-1250PM W | STAD 140 | DP MOOD | 20 |
| | | R013 | 22402 | 1200PM-1250PM F | STAD 140 | DP MOOD | 20 |
| ◆ | KAPH 3420 3 | NUTRITION,HEALTH/PERFORM | | RESTRICTED TO JRS/SRS; PRE-NURSING STUDENTS EXEMPT. | | | |
| | | 001 | 22433 | 0200PM-0315PM TR | CHEM 104 | MB MONROE | 479 |
| | | 730 | | 1230PM-0145PM TR | FARR MCCA | L DEGHETALDI | 200 |
| | | 731 | | 0200PM-0315PM TR | FARR MCCA | L DEGHETALDI | 200 |
| ◆ | KAPH 3700 3 | SCIENTIFIC WRITING/KINE | | PREREQ OR COREQ AT LEAST ONE UPPER-DIVISION KINE CORE COURSE. RESTRICTED TO KINE MAJORS. | | | |
| | | 001 | 22434 | 1000AM-1050AM MWF | CLRE 208 | M BOYKO | 20 |
| | | 002 | 22436 | 0100PM-0150PM MWF | CLRE 208 | L GREENE | 20 |
| | | 003 | 23048 | 1200PM-1250PM MWF | CLRE 208 | M BOYKO | 20 |
| KAPH 4100 2 | COLLOQUIUM IN KINESIOLOG | | | PREREQS KAPH 1010, KAPH 2700 AND JR STANDING. SAME AS KAPH 5100. | | | |
| | | 010 | | 0400PM-0450PM R | HUMN 150 | DR SEALS | 36 |
| | | | | | | C DESOUZA | |
| | | | | | | M FLESHNER | |
| KAPH 4100 0 | RECITATION | R011 | 22438 | 0900AM-0950AM F | CLRE 301 | R MOORE | 36 |
| KAPH 4540 5 | BIOMECHANICS | | | PREREQS KAPH 1010, KAPH 2700, PHYS 2010, EPOB 3420, AND MATH 1300 OR MATH 1310 OR APPM 1350. | | | |
| | | 010 | | 0300PM-0450PM MW | HUMN 150 | RM ENOKA | 90 |
| 0 | LAB | L011 | 22440 | 0930AM-1200PM T | CLRE 111 | RM ENOKA | 15 |
| | | L012 | 22441 | 1000AM-1230PM F | CLRE 111 | RM ENOKA | 15 |
| | | L013 | 22442 | 0800AM-1030AM W | CLRE 111 | RM ENOKA | 15 |
| | | L014 | 22443 | 1100AM-0130PM R | CLRE 111 | RM ENOKA | 15 |
| | | L015 | 22444 | 0100PM-0330PM F | CLRE 111 | RM ENOKA | 15 |
| | | L016 | 22445 | 1200PM-0230PM W | CLRE 111 | RM ENOKA | 15 |
| ◆ | KAPH 4560 3 | QUANT ANALYSIS KINE | | PREREQS KAPH 1010, 2700, JR STANDING, KINE MAJOR. | | | |
| | | 001 | 22446 | 1100AM-1150AM MWF | CLRE 208 | DP MOOD | 25 |
| KAPH 4650 5 | PHYSIOLOGICAL KINE | | | PREREQS EPOB 3430, KAPH 1010 AND KAPH 2700. PREREQ OR COREQ EPOB 3420. | | | |

| | | | | | | |
|-------------|-----|------|-------|--------------------------|---|----|
| | | R107 | 22876 | 1100AM-1150AM M | CLRE 209 | 20 |
| | | R108 | 22877 | 0800AM-0850AM T | HUMN 245 | 20 |
| | | R109 | 22879 | 1200PM-1250PM W | CHEM 133 | 20 |
| | | R110 | 22880 | 1200PM-1250PM M | CHEM 133 | 20 |
| | | R111 | 22881 | 1200PM-1250PM F | CHEM 133 | 20 |
| IAFS 3000 | 3 | | | TPC-ART/PRACTC DIPLOMACY | PREREQ JR/SR STANDING. | |
| | | 801 | | 1100AM-1215PM TR | CLRE 301 JF BECELIA | 35 |
| ◆ IAFS 4500 | 3 | | | THE POST-COLD WAR WORLD | 801 0300PM-0415PM MW | 25 |
| | | 801 | | 0200PM-0315PM TR | MUEN E113 SS CHAN | 25 |
| IAFS 4810 | 3 | | | HONORS INTRNTL AFFAIRS 2 | 802 TBA | 20 |
| IAFS 4930 | 3-6 | | | INTERN/INTERNATL AFFAIRS | REQUIRES ADDITIONAL TIME OUTSIDE CLASS. | |
| | | 801 | | 0330PM-0600PM R | EKLC M203 | 13 |

International/National Voluntary Service Training

IBS, Suite 11 (303-492-7719)

ALL INVST COURSES ARE CONTROLLED ENROLLMENT. PLEASE SEE DEPARTMENT OFFICE FOR ELIGIBILITY. INVST PARTICIPANTS WILL BE CHARGED A ONE-TIME PROGRAM INSTRUCTIONAL FEE OF \$250.

| | | | | | | |
|-------------|---|-----|-------|--------------------------|--|----|
| ◆ INVS 1000 | 4 | | | RESPONDING TO SOC PROB | REQUIRES ADDITIONAL TIME OUTSIDE CLASS. | |
| | | 001 | 17374 | 0330PM-0445PM TR | CLRE 211 E JONES | 30 |
| INVS 4033 | 3 | | | IMPLEMENTING SOCIAL CHNG | PREREQ INVS 3302, COREQ INVS 4034. | |
| | | 800 | | 0300PM-0530PM W | KTCH 120 | 20 |
| INVS 4034 | 1 | | | PRAC:IMPLMNG SOCIAL CHG | PREREQ INVS 3912, COREQ INVS 4033. | |
| | | 800 | | 0300PM-0530PM M | ECON 205 S LOWE | 40 |
| INVS 4914 | 3 | | | DEMOC/NONVIOL SOC MVMNTS | COREQ INVS 4915. SAME AS SOCY 4115. | |
| | | 800 | | 0200PM-0315PM TR | HLMS 185 PE WEHR | 20 |
| INVS 4915 | 1 | | | PRAC:DEM/NONVIOL SOC MVM | PREREQ INVS 4734. COREQ INVS 4914. | |
| | | 800 | | 0330PM-0600PM M | KTCH 119 BE KRENSKY | 25 |
| INVS 4999 | 3 | | | TEACHING SOCIAL JUSTICE | PREREQS INVS 3302, 3912, 4033, 4034, 4732, 4914, 4915, AND 4734. TO BE ELIGIBLE FOR ENROLLMENT, A STUDENT MUST HAVE COMPLETED 16 CREDITS OF THE REQUIRED INVST COURSES WITH AT LEAST A B-. | |
| | | 800 | | 0300PM-0530PM M | SEE DEPT | 10 |

Italian - Humanities 340 (303-492-7226)

STUDENTS WHO EARNED LESS THAN A C- IN THE PREREQUISITE COURSE WILL BE ADMINISTRATIVELY DROPPED. ANY STUDENT WITH THREE UNEXCUSED ABSENCES DURING THE SCHEDULE ADJUSTMENT PERIOD MAY BE ADMINISTRATIVELY DROPPED. IT IS THE STUDENT'S RESPONSIBILITY TO DROP ALL COURSES. STUDENTS WILL NOT RECEIVE CREDIT FOR A LOWER LEVEL COURSE IN FOREIGN LANGUAGE INSTRUCTION TAKEN AFTER CREDIT HAS BEEN GIVEN FOR A HIGHER LEVEL COURSE IN THE SAME LANGUAGE SEQUENCE. FOR EXAMPLE, STUDENTS WILL NOT RECEIVE CREDIT FOR ITAL 1010 AFTER THEY HAVE PASSED ITAL 1020. SELECTED COURSES IN THIS DEPARTMENT HAVE A COURSE FEE OF \$20 (SUBJECT TO CHANGE) IN SUPPORT OF ALTEC. REFER TO THE TUITION AND FEES SECTION OF THIS HANDBOOK.

| | | | | | | |
|-------------|---|-----|-------|--------------------------|---|----|
| ◆ ITAL 1010 | 5 | | | BEGINNING ITALIAN 1 | COURSE FEE: \$20. | |
| | | 001 | 17381 | 0800AM-0850AM M-F | HUMN 186 | 25 |
| | | 002 | 17382 | 0900AM-0950AM M-F | HLMS 193 | 25 |
| | | 003 | 17383 | 1100AM-1150AM M-F | HLMS 191 | 25 |
| | | 004 | 17384 | 0100PM-0150PM M-F | HUMN 186 | 25 |
| ◆ ITAL 1020 | 5 | | | BEGINNING ITALIAN 2 | PREREQ ITAL 1010: MIN GRADE C-. COURSE FEE: \$20. | |
| | | 001 | 17385 | 0900AM-0950AM M-F | HLMS 191 | 25 |
| | | 002 | 17386 | 1000AM-1050AM M-F | HLMS 191 | 25 |
| | | 003 | 17387 | 0100PM-0150PM M-F | HLMS 191 | 25 |
| | | 004 | 17388 | 0100PM-0150PM M-F | HUMN 145 | 22 |
| | | 005 | 23019 | 0200PM-0250PM M-F | HUMN 145 | 22 |
| ◆ ITAL 2110 | 3 | | | INT ITAL RDG/GMMR/COMP 1 | PREREQ ITAL 1020: MIN GRADE C-. COURSE FEE: \$20. | |
| | | 001 | 17390 | 0900AM-0950AM MWF | RAMY N1B31 | 25 |
| | | 002 | 17391 | 0100PM-0150PM MWF | HUMN 245 | 20 |
| ITAL 2120 | 3 | | | INT ITAL RDG/GMMR/COMP 2 | PREREQ ITAL 2110. COURSE FEE: \$20. | |
| | | 001 | 17392 | 1100AM-1150AM MWF | RAMY N1B31 | 25 |
| ITAL 2130 | 3 | | | INTRO TO LITERARY ANALYS | 800 1200PM-1250PM MWF | 25 |

◆ Indicates an arts and sciences core course.

| | | | | | | | | | |
|-------------|---|--|--|--------------------------|---|-------------------|-----------|------------|----|
| | | | | | 100 | 0200PM-0315PM TR | CLRE 207 | RS MAZZEO | 60 |
| | | | | | R110 | 1200PM-1250PM M | CLRE 111 | RS MAZZEO | 15 |
| 0 | | | | RECITATION | L111 22452 | 0100PM-0250PM M | CLRE 111 | RS MAZZEO | 15 |
| | | | | LAB | R120 | 1200PM-1250PM W | CLRE 111 | RS MAZZEO | 15 |
| | | | | RECITATION | L121 22453 | 0100PM-0250PM W | CLRE 111 | RS MAZZEO | 15 |
| | | | | LAB | R130 | 0900AM-0950AM M | CLRE 111 | RS MAZZEO | 15 |
| | | | | RECITATION | L131 22454 | 1000AM-1150AM M | CLRE 111 | RS MAZZEO | 15 |
| | | | | LAB | R140 | 0900AM-0950AM W | CLRE 111 | RS MAZZEO | 15 |
| | | | | RECITATION | L141 22455 | 1000AM-1150AM W | CLRE 111 | RS MAZZEO | 15 |
| ◆ KAPH 4660 | 3 | | | SPEC TPCS/EXER PHYSIO | PREREQ KAPH 4650. | | | | |
| | | | | | 001 22456 | 0930AM-1045AM TR | CLRE 208 | M FLESHNER | 25 |
| | | | | | 002 22457 | 1100AM-1215PM TR | CLRE 208 | M FLESHNER | 25 |
| KAPH 4720 | 4 | | | SENSORIMOTOR NEUROSCI | PREREQS KAPH 1010, KAPH 2700, PSYC 1001. PREREQ OR COREQ EPOB 3420. | | | | |
| | | | | | 010 | 0200PM-0250PM MWF | CLRE 207 | J SEMMLER | 75 |
| 0 | | | | LAB | L011 22459 | 0300PM-0450PM M | CLRE 111 | J SEMMLER | 15 |
| | | | | | L012 22460 | 0300PM-0450PM W | CLRE 111 | J SEMMLER | 15 |
| | | | | | L013 22461 | 1200PM-0150PM T | CLRE 111 | J SEMMLER | 15 |
| | | | | | L014 22462 | 0900AM-1050AM R | CLRE 111 | J SEMMLER | 15 |
| | | | | | L015 22463 | 0200PM-0350PM T | CLRE 111 | J SEMMLER | 15 |
| KAPH 4750 | 4 | | | PSYCHOLOGICAL KINE | PREREQS KAPH 1010, KAPH 2700, PSYC 1001. | | | | |
| | | | | | 010 | 0330PM-0445PM TR | HUMN 1880 | JE STAREK | 72 |
| 0 | | | | RECITATION | R011 22465 | 1000AM-1050AM M | CLRE 210 | JE STAREK | 18 |
| | | | | | R012 22466 | 1000AM-1050AM W | HUMN 160 | JE STAREK | 18 |
| | | | | | R013 22467 | 1000AM-1050AM F | CLRE 210 | JE STAREK | 18 |
| | | | | | R014 22468 | 1200PM-1250PM W | HUMN 160 | JE STAREK | 18 |
| KAPH 5100 | 2 | | | COLLOQUIUM IN KINESIOLOG | PREREQ GRAD STANDING. SAME AS KAPH 4100. NOTE: SEC 011 FOR PH.D. STUDENTS; SEC 012 FOR M.A. STUDENTS. | | | | |
| | | | | | 010 | 0400PM-0450PM R | HUMN 150 | DR SEALS | 40 |
| | | | | | | | | C DESOUZA | |
| | | | | | | | | M FLESHNER | |
| | | | | | | | | M FLESHNER | |
| KAPH 5100 | 0 | | | RECITATION | R011 22471 | 0800AM-0850AM F | CLRE 210 | DR SEALS | 20 |
| | | | | | R012 22472 | 0900AM-0950AM F | CLRE 210 | C DESOUZA | 20 |
| KAPH 5700 | 3 | | | EXERCISE AND SPORT PSYCH | PREREQ KAPH 4750 OR EQUIV. | | | | |
| | | | | | 001 22475 | 0300PM-0550PM W | CLRE 104 | JE STAREK | 15 |
| KAPH 6020 | 3 | | | SEMINAR | 001 23049 | 0500PM-0750PM M | CLRE 210 | | 20 |
| KAPH 6620 | 3 | | | CUR TPCS/EXER PHYSIOLOGY | PREREQ KAPH 5600. | | | | |
| | | | | | 001 23050 | 0400PM-0650PM T | CLRE 210 | WC BYRNES | 20 |

Latin American Studies - Helms 218 (303-492-1698)

| | | | | | | | | | |
|-----------|---|--|--|-------------------------|-----------|-----------------|----------|----------|----|
| LAMS 4815 | 3 | | | SR SEM-LATIN AM STUDIES | 001 17823 | 0330PM-0600PM T | HLMS 185 | RJ FERRY | 11 |
|-----------|---|--|--|-------------------------|-----------|-----------------|----------|----------|----|

Lesbian/Gay/Bisexual and Transgendered Studies Theatre C233 (303-492-5809)

FOR MORE INFORMATION ABOUT THE LGBT STUDIES CERTIFICATE PROGRAM, PLEASE CONTACT BUD COLEMAN, DIRECTOR AT 303-492-5809 OR E-MAIL LGBT@COLORADO.EDU. VISIT OUR WEBPAGE AT WWW.COLORADO.EDU/ARTSSCIENCES/LGBTSTUDIES/

| | | | | | | | | | |
|-----------|---|--|--|-------------------------|--------------------|-------------------|---------|-----------|----|
| LGBT 2707 | 3 | | | INTRO TO LES-BI-GAY LIT | SAME AS ENGL 2707. | | | | |
| | | | | | 001 23071 | 0100PM-0150PM MWF | ECON 13 | SH JUHASZ | 10 |

Sections 700-899 are controlled enrollment - see department for eligibility

Core Course
Department
Course Number
Credits
Course Title

Sec. Number
Call Number
Time/Days

Blgd/Rm

Instructor

Max.
Enrollment

Linguistics - Hellems 290 (303-492-8456)

INDEPENDENT STUDY COURSE WORK IS AVAILABLE. PLEASE CONSULT THE DEPARTMENT OFFICE FOR FURTHER INFORMATION. GRADUATE STUDENTS NEEDING TO REGISTER FOR MASTER'S THESIS, MASTER'S DEGREE CANDIDATE, OR DOCTORAL THESIS, PLEASE CONSULT THE DEPARTMENT FOR FURTHER INFORMATION.

| Core Course Department Course Number Credits Course Title | Sec. Number Call Number Time/Days | Blgd/Rm | Instructor | Max. Enrollment | |
|---|-----------------------------------|---|---------------------------|-----------------|--|
| ◆ LING 1000 3 | LANGUAGE IN U.S. SOCIETY | REC 011 IS A VIRTUAL LAB; RECS 012 & 013 ARE CONVERSATION LABS. REC 811, IS A CONTROLLED ENROLLMENT SERVICE LEARNING SECTION WITH COREQ LING 1900. SEE INSTRUCTOR FOR INFO. DEPARTMENT WEB PAGE AT WWW.COLORADO.EDU/LINGUISTICS/ OR CALL DEPT OFFICE AT 303-492-8456. | | | |
| 0 | RECITATION | 010 1000AM-1050AM MW | HUMN 1B50 GOMEZ DE GARCIA | 250 | |
| | | R011 17965 1000AM-1050AM F | HUMN 1B50 M MARAIST | 30 | |
| | | R012 17966 1000AM-1050AM F | | 30 | |
| | | R013 17967 0330PM-0420PM R | | 30 | |
| | | R014 17968 1000AM-1050AM F | DUAN G2B21 | 30 | |
| | | R015 17969 0330PM-0420PM R | ECON 119 | 30 | |
| | | R016 17970 0330PM-0420PM R | | 30 | |
| | | R811 1000AM-1050AM F | | 30 | |
| 3 | LANG IN US SOCIETY:HONRS | 880 1000AM-1050AM MW | HUMN 1B50 GOMEZ DE GARCIA | 20 | |
| 0 | | R881 1000AM-1050AM F | LIBR M498 GOMEZ DE GARCIA | 10 | |
| | | R882 1100AM-1150AM F | LIBR M498 GOMEZ DE GARCIA | 10 | |
| LING 1500 3 | BASIC TRAD GRAMMAR | 001 17973 1230PM-0145PM TR | ECON 2 HA KRECH | 30 | |
| LING 1900 1 | PRACTICUM: LITERACY | COREQ LING 1000. CO-REQ WITH SERVICE LEARNING SECTION OF LING 1000. FOR INFORMATION CONTACT DR. MENN AT 303-492-1609. | | | |
| | | 800 0400PM-0450PM W | HALE 260 | 10 | |
| | | 801 0400PM-0450PM W | HALE 260 | 10 | |
| | | 802 0400PM-0450PM W | HALE 260 | 10 | |
| LING 2000 3 | INTRO TO LINGUISTICS | 010 0200PM-0250PM MW | HLMS 211 Z FRAJZYNGIER | 60 | |
| 0 | RECITATION | R011 17976 0200PM-0250PM F | | 30 | |
| | | R012 17977 0200PM-0250PM F | EDUC 155 | 30 | |
| ◆ LING 2400 3 | LANGUAGE AND GENDER | 010 0900AM-0950AM MW | HLMS 199 | 90 | |
| 0 | RECITATION | R011 17979 0900AM-0950AM F | | 30 | |
| | | R012 17980 0900AM-0950AM F | | 30 | |
| | | R013 17981 0900AM-0950AM F | | 30 | |
| LING 3100 3 | LANG SOUND STRUCTURES | 001 22617 1000AM-1050AM MWF | HLMS 237 L MENN | 35 | |
| LING 3800 1 | SP TPCS IN LINGUISTICS | 001 17983 1200PM-1250PM M | HLMS 104 L MENN | 15 | |
| LING 4040 3 | LINGUISTICS FOR TESEAL | COREQ EALC 5950. | | | |
| | | 001 17984 0200PM-0250PM MWF | HLMS 291 L MENN | 5 | |
| LING 4220 3 | LANGUAGE AND MIND | 001 22618 0200PM-0250PM MWF | HLMS 237 L MENN | 35 | |
| LING 4560 3 | LANGUAGE DEVELOPMENT | PREREQS LING 2000 & PSYC 1001. SAME AS SLHS 4560 & PSYC 4560. | | | |
| | | 001 23619 | | 20 | |
| LING 4610 3 | ENGLISH STRUCTURE- TESOL | PREREQ LING 2000. SAME AS LING 5610. | | | |
| | | 001 17987 1230PM-0145PM TR | HLMS 237 DS ROOD | 18 | |
| LING 4800 3 | LANGUAGE AND CULTURE | 001 22557 0930AM-0145PM TR | HLMS 237 GOMEZ DE GARCIA | 39 | |
| LING 5410 3 | PHONOLOGY | PREREQ LING 4030/5030 OR INSTRUCTOR CONSENT. SAME AS LING 4410. | | | |
| | | 001 18004 0930AM-1045AM TR | ECON 117 DS ROOD | 35 | |
| LING 5430 3 | SEMANTICS & PRAGMATICS | PREREQ LING 5420 OR INSTRUCTOR CONSENT. | | | |
| | | 001 18005 1100AM-1215PM TR | CHEM 131 B FOX | 20 | |
| LING 5450 3 | INTRO TO FORMAL SYNTAX | PREREQ GRAD STANDING. | | | |
| | | 001 18006 0200PM-0315PM TR | HLMS 181 LA MICHAELIS | 12 | |
| LING 5610 3 | ENGLISH STRUCTURE- TESOL | PREREQ GRAD STANDING. SAME AS LING 4610. | | | |
| | | 001 18007 1230PM-0145PM TR | HLMS 237 DS ROOD | 18 | |
| LING 5950 1 | PERSPECTIVES ON EAL | 001 18021 1200PM-1250PM W | HLMS 104 L MENN | 10 | |
| LING 7000 3 | METH/TYPOLOGICAL RSCH 1A | 001 23163 0930AM-1045AM TR | HUMN 335 A BELL | 16 | |
| LING 7800 3 | TPC-TYPOLOGY REF SYSTEMS | 001 18050 0330PM-0445PM TR | HLMS 181 Z FRAJZYNGIER | 15 | |
| | TPC-LING CIRCLE | 002 18051 0300PM-0530PM W | HLMS 267 | 40 | |
| | TPC-ASPECT ARGUMNT STRUC | 003 18052 0330PM-0445PM TR | MUEN D144 LA MICHAELIS | 15 | |
| LING 7425 2 | COG SCI RSRCH PRAC 2 | 800 0100PM-0250PM T | D CACCAMISE | 15 | |

Core Course
Department
Course Number
Credits
Course Title

Sec. Number
Call Number
Time/Days

Blgd/Rm

Instructor

Max.
Enrollment

| Core Course Department Course Number Credits Course Title | Sec. Number Call Number Time/Days | Blgd/Rm | Instructor | Max. Enrollment |
|---|-----------------------------------|--|------------------------|-----------------|
| 0 | RECITATION | R031 18131 0900AM-0950AM TR | ECCR 133 | 27 |
| | | R032 18132 1000AM-1050AM TR | EKLC M203 | 28 |
| | | R033 18133 1100AM-1150AM TR | MUEN E417 | 35 |
| | | R034 18134 1200PM-1250PM TR | MUEN E417 | 35 |
| ◆ MATH 1310 5 | CALC 1/COMPUTER APPLICAT | PREREQ 3 YRS HIGH SCHOOL MATH INCL TRIGONOMETRY. SIMILAR TO MATH 1300. EVENING EXAMS FOR ALL SECTIONS AT 5:15PM ON WEDNESDAYS FEB 14, MAR 14 AND APR 11. FOR COMMON FINAL EXAM TIME, SEE MATH 1300 IN THE FINAL EXAM SCHEDULE. | | |
| | | 001 18136 0900AM-0950AM M-F | MUEN E126 | 27 |
| | | 002 18137 1000AM-1050AM M-F | ECCR 133 | 27 |
| MATH 2300 5 | ANALYTIC GEOMETRY/CALC 2 | PREREQ CALCULUS 1. SIMILAR TO APPM 1360, APPM 1380 AND MATH 2310. EVENING EXAMS FOR ALL SECTIONS AT 5:15PM ON WEDNESDAYS FEB 14, MAR 14 AND APR 11. FOR COMMON FINAL EXAM TIME, SEE MATH 1300 IN THE FINAL EXAM SCHEDULE. | | |
| | | 001 18138 0800AM-0850AM M-F | ECCR 1B51 | 32 |
| | | 002 18139 1000AM-1050AM M-F | MUEN E126 CM MUIR | 30 |
| | | 003 18140 1100AM-1150AM M-F | ECCR 1B51 | 40 |
| | | 004 18141 0100PM-0150PM M-F | ECCR 1B51 | 32 |
| | | 005 22956 1200PM-1250PM M-F | ECCR 151 | 35 |
| | | 006 22957 1100AM-1150AM M-F | ECCR 151 | 35 |
| ◆ MATH 2380 3 | MATH FOR THE ENVIRONMENT | PREREQ PROFICIENCY IN HIGH SCHOOL MATH. SAME AS QRMS 2380. | | |
| | | 001 18147 1100AM-1150AM MWF | MUEN E118 | 20 |
| | | 002 18148 0100PM-0150PM MWF | ECCR 155 | 35 |
| MATH 2400 4 | ANALYTIC GEOMETRY/CALC 3 | PREREQ CALCULUS 2. | | |
| | | 001 18150 1000AM-1050AM MTWF | ECCR 1B51 | 30 |
| | | 002 18151 1100AM-1150AM MTWF | ECCR 1B55 JD MONK | 30 |
| | | 003 18152 0100PM-0150PM MWF | CHEM 270 | 30 |
| MATH 2510 3 | INTRODUCTION/STATISTICS | PREREQ 2 YRS HIGH SCHOOL ALGEBRA. | | |
| | | 001 18153 1200PM-1250PM MWF | ECCR 150 LS SHOOLEY | 56 |
| ◆ MATH 3000 3 | INTRO TO ABSTRACT MATH | PREREQ CALCULUS 2. | | |
| | | 001 18154 0900AM-0950AM MWF | ECCR 110 RK GOODRICH | 27 |
| | | 002 18155 1100AM-1150AM MWF | ECCR 110 HG ELLIS | 27 |
| MATH 3110 3 | INTRO-THEORY OF NUMBERS | PREREQ CALCULUS 3. | | |
| | | 001 18156 1000AM-1050AM MWF | ECCR 155 PD ELLIOTT | 35 |
| MATH 3130 3 | INTRO TO LINEAR ALGEBRA | PREREQ CALCULUS 3. | | |
| | | 001 18157 1200PM-1250PM MWF | DUAN G2B60 | 37 |
| | | 002 18158 1200PM-1250PM MWF | ECCR 131 J MYCIELSKI | 28 |
| | | 003 18159 0100PM-0150PM MWF | ECCR 108 JS FOX | 28 |
| | | 004 18160 1000AM-1050AM MWF | CLRE 302 | 29 |
| MATH 3140 3 | ABSTRACT ALGEBRA 1 | PREREQ MATH 3000, 3110, 3130, OR 3200. | | |
| | | 001 18161 1200PM-1250PM MWF | CLRE 302 JD MONK | 35 |
| MATH 4120 3 | OPERATIONS RESEARCH | PREREQS LINEAR ALGEBRA, MATH 3130 OR APPM 3310. SAME AS MATH 5120 & APPM 4120/5120. | | |
| | | 001 23169 0900AM-0950AM MWF | MUEN E417 J CORCORAN | 35 |
| MATH 4230 3 | GEOMETRY/CURVES/SURFACES | 001 22755 1200PM-1250PM MWF | DUAN G1B27 J CLELLAND | 23 |
| MATH 4310 3 | INTRODUCTION TO ANALYSIS | PREREQS MATH 2400 AND 3000. RECOMMENDED PREREQ MATH 3130. | | |
| | | 001 18165 0900AM-0950AM MWF | ECCR 155 LW BAGGETT | 28 |
| MATH 4320 3 | MULTIVARIABLE ANALYSIS | PREREQS MATH 4310 AND EITHER MATH 3130 OR APPM 2360. | | |
| | | 001 18166 1000AM-1050AM MWF | ECCR 110 | 27 |
| MATH 4430 3 | ORDINARY DIFF EQUATIONS | PREREQ CALCULUS 3, MATH 3130, OR APPM 2360 WITH MIN GRADE: C. | | |
| | | 001 18167 0200PM-0250PM MWF | ECCR 155 JH WOLKOWISKY | 35 |
| MATH 4450 3 | INTRO-COMPLEX VARIABLES | PREREQ CALCULUS 3. | | |
| | | 001 18168 0200PM-0250PM MWF | ECCR 1B08 GE BROWN | 20 |
| MATH 4480 3 | INTRO-PART DIFF EQUAT 2 | PREREQ MATH 4470 OR EQUIVALENT. SAME AS MATH 5480. | | |
| | | 001 18169 0900AM-0950AM MWF | ECCR 137 | 20 |
| MATH 4510 3 | INTRO-PROBABILITY THEORY | PREREQ CALCULUS 3. CREDIT MAY NOT BE RECEIVED FOR BOTH MATH 4510 AND APPM 3570 OR FOR BOTH MATH 4510 AND ECEN 3810. | | |
| | | 001 18170 1000AM-1050AM MWF | RAMY N1B75 S KUZNETSOV | 34 |
| MATH 4520 3 | INTRO TO MATH STATISTICS | PREREQ 1 SEMESTER CALCULUS-BASED PROBABILITY, SUCH AS MATH 4510, APPM 3570, OR APPM 4560. SAME AS MATH 5520 AND APPM 4520/5520. | | |
| | | 001 18171 1000AM-1050AM MWF | ECCR 116 RA HOLLEY | 8 |

Mathematics - Mathematics 260 (303-492-3613)

THIS DEPARTMENT PRIMARILY USES AUTOMATIC WAIT LISTS. (SEE "WAIT LISTS" IN THE FRONT OF THIS SCHEDULE.) AT THE DISCRETION OF THE INSTRUCTOR, STUDENTS ABSENT THE FIRST WEEK OF CLASS MAY BE ADMINISTRATIVELY DROPPED.

I. Spirit and Uses of Mathematics

| | | | | |
|---------------|-----------------------|---|-----------|------------|
| ◆ MATH 1120 3 | SPIRIT/USES OF MATH 2 | PREREQ 1 YEAR HIGH SCHOOL ALGEBRA AND 1 YEAR PLANE GEOMETRY. SEE SPECIAL MATH 1120 COMMON EXAM TIME IN THE FINAL EXAM SCHEDULE. | | |
| | 001 18109 | 1000AM-1050AM MWF | ECCR 151 | R TUBBS 37 |
| | 002 18110 | 1200PM-1250PM MWF | CLRE 301 | 35 |
| | 003 18111 | 0200PM-0250PM MWF | ECCR 1B51 | 35 |

II. Undergraduate Mathematics

THE MAJOR FIELD ACHIEVEMENT TEST (MFAT) WILL BE GIVEN TO GRADUATING SENIOR MATH MAJORS ON MARCH 15, 2000. PLEASE SEE THE MATH DEPARTMENT FOR DETAILS.

| | | | | |
|---------------|--------------------------|---|-----------|------------------|
| ◆ MATH 1012 3 | QUANT REASON/MATH SKILLS | SAME AS QRMS 1010. | | |
| | 001 18085 | 1100AM-1150AM MWF | MUEN E431 | 15 |
| | 002 18086 | 1100AM-1215PM TR | MUEN E064 | 15 |
| | 003 18087 | 0800AM-0850AM MWF | MUEN E417 | 15 |
| | 004 18088 | 0100PM-0150PM MWF | MUEN E417 | 15 |
| | 005 18089 | 1200PM-1250PM MWF | MUEN E417 | 15 |
| | 006 18090 | 0200PM-0250PM MWF | MUEN E431 | 15 |
| | 007 18091 | 0930AM-1045AM TR | ECCR 151 | 15 |
| | 008 18092 | 0800AM-0915AM TR | ECCR 151 | 15 |
| | 009 18093 | 0900AM-0950AM MWF | MUEN E431 | 15 |
| | 010 18094 | 0800AM-0915AM TR | MUEN E431 | 15 |
| | 011 18095 | 0930AM-1045AM TR | MUEN E431 | 15 |
| | 012 18096 | 0330PM-0445PM TR | MUEN E431 | 15 |
| | 013 18097 | 0300PM-0350PM MWF | MUEN E417 | 15 |
| | 014 18098 | 0200PM-0250PM MWF | MUEN E417 | 15 |
| MATH 1021 2 | NUMERICAL/ANAL COLL TRIG | THIS IS A CONTROLLED ENROLLMENT COURSE. PLEASE SEE THE STUDENT ACADEMIC SERVICES OFFICE, WLRD 386, TO REGISTER. ALTHOUGH IT IS THE STUDENT'S RESPONSIBILITY TO DROP THE COURSE, STUDENTS IN THIS COURSE WHO DO NOT ATTEND CLASS FOR THE FIRST FULL WEEK OF CLASSES MAY BE ADMINISTRATIVELY DROPPED. THIS COURSE MEETS 4 DAYS EACH WEEK. | | |
| | 760 | 1000AM-1050AM MW | ECCR 139 | 20 |
| | | 1000AM-1050AM TR | WLRD 306 | |
| ◆ MATH 1150 4 | PRECALCULUS MATHEMATICS | 0800AM-0850AM MWF | BESC 180 | KA ANDERSON 126 |
| 0 | RECITATION | R011 18113 0800AM-0850AM T | MUEN E113 | 44 |
| | | R012 18114 1100AM-1150AM T | MUEN E432 | 41 |
| | | R013 18115 0900AM-0950AM T | ECCR 1B51 | 41 |
| ◆ MATH 1300 5 | ANALYTIC GEOMETRY/CALC 1 | PREREQS 2 YRS HIGH SCHOOL ALGEBRA, 1 YR GEOMETRY, & 1/2 YR TRIGONOMETRY. SIMILAR TO MATH 1081, APPM 1350 AND MATH 1310. EVENING EXAMS FOR ALL SECTIONS AT 5:15PM ON WEDNESDAYS FEB 14, MAR 14 AND APR 11. FOR COMMON FINAL EXAM TIME, SEE MATH 1300 IN THE FINAL EXAM SCHEDULE. | | |
| | 001 18116 | 0800AM-0850AM M-F | ECCR 1B55 | 30 |
| | 002 18117 | 0800AM-0850AM M-F | MUEN E126 | 30 |
| | 003 18118 | 0900AM-0950AM M-F | ECCR 1B55 | 30 |
| | 004 18119 | 1000AM-1050AM M-F | ECCR 1B55 | 35 |
| | 005 18120 | 1100AM-1150AM M-F | MUEN E126 | 30 |
| | 006 18121 | 1200PM-1250PM M-F | ECCR 1B51 | 30 |
| | 007 18122 | 1200PM-1250PM M-F | ECCR 1B55 | 30 |
| | 008 18123 | 0100PM-0150PM M-F | ECCR 1B55 | 30 |
| | 009 18124 | 0200PM-0250PM M-F | ECCR 1B55 | JH WOLKOWISKY 30 |
| | 020 | 0900AM-0950AM MWF | ECCR 265 | KA ANDERSON |
| 0 | RECITATION | R021 18126 0800AM-0850AM TR | MUEN E417 | 35 |
| | | R022 18127 0900AM-0950AM TR | MUEN E417 | 35 |
| | | R023 18128 1000AM-1050AM TR | MUEN E417 | 35 |
| | | R024 18129 1100AM-1150AM TR | ECCR 133 | 27 |
| 5 | ANALYTIC GEOMETRY/CALC 1 | 030 1000AM-1050AM MWF | ECCR 1B40 | 127 |

◆ Indicates an arts and sciences core course.

| | | | | |
|-------------|-------------------------|---|------------------------|----|
| MATH 4540 3 | INTRO TO TIME SERIES | PREREQS MATH 4510/APPM 3570 AND MATH 4520/APPM 4520. SAME AS MATH 5540, APPM 4540/5540. | | |
| | | 001 22785 0100PM-0150PM MWF | DUAN G1B25 S KUZNETSOV | 5 |
| MATH 4650 3 | INTERMED NUMER ANALYS 1 | PREREQ APPM 2360 OR MATH 3130 AND CSCI 1200. SAME AS APPM 4650. | | |
| | | 001 18172 0100PM-0150PM MWF | MUEN E431 RA HOLLEY | 25 |
| MATH 4660 3 | INTERMED NUMER ANALYS 2 | PREREQ MATH 4650. SAME AS APPM 4660. | | |
| | | 001 18173 1100AM-1150AM MWF | ECCR 131 M MOHLENKAMP | 28 |
| MATH 4730 3 | SET THEORY | PREREQ CALCULUS 3 OR MATH 3000. | | |
| | | 001 18174 0100PM-0150PM MWF | ECCR 131 JD MONK | 28 |
| MATH 4800 3 | HISTORY OF MATHEMATICS | PREREQ 2 UPPER-DIVISION COURSES IN MATH. SAME AS MATH 5800. | | |
| | | 001 18175 0900AM-0950AM MWF | ECCR 118 R TUBBS | 20 |
| MATH 8250 3 | MATH THEORY RELATIVITY | PREREQ MATH 8330. | | |
| MATH 8340 3 | FUNCTIONAL ANALYSIS 2 | PREREQ MATH 8330. | | |
| | | 001 22759 1100AM-1150AM MWF | STAD 135 HG ELLIS | 30 |
| | | 001 18232 1200PM-1250PM MWF | ECST 1B21 JS FOX | 20 |
| MATH 8114 3 | TOPICS-NUMBER THEORY 1 | PREREQ MATH 6110. | | |
| | | 001 18229 0100PM-0150PM MWF | DUAN G1B35 | 23 |
| MATH 8815 3 | SEMINAR-ULAM | | | |
| | | 001 18234 0330PM-0445PM TR | CHEM 146 | 10 |

III. Graduate Courses

GRADUATE STUDENTS NEEDING TO REGISTER FOR MASTER'S THESIS, MASTER'S DEGREE CANDIDATE, MASTER'S THESIS, MASTER'S DEGREE CANDIDATE, OR DOCTORAL THESIS, PLEASE CONSULT THE DEPARTMENT FOR FURTHER INFORMATION.

| | | | | |
|-------------|--------------------------|--|------------------------|----|
| MATH 5040 3 | INTERMED MATH PHYSICS 2 | PREREQ MATH 5030. SAME AS PHYS 5040. COURSE FEE: \$21. | | |
| | | 001 18189 0300PM-0350PM MWF | DUAN G2B21 W WYSS | 36 |
| MATH 5120 3 | OPERATIONS RESEARCH | SAME AS MATH 4120, AND APPM 4120/5120. | | |
| | | 001 23170 0900AM-0950AM MWF | MUEN E417 J CORCORAN | 35 |
| MATH 5150 3 | LINEAR ALGEBRA | PREREQ MATH 3130. | | |
| | | 001 18191 0100PM-0150PM MWF | ECCR 139 WF TAYLOR | 23 |
| MATH 5520 3 | INTRO TO MATH STATISTICS | PREREQ 1 SEMESTER CALCULUS BASED PROBABILITY, SUCH AS MATH 4510, APPM 3570, OR APPM 4560. SAME AS MATH 4520 AND APPM 4520/5520. | | |
| | | 001 18193 1000AM-1050AM MWF | ECCR 116 RA HOLLEY | 5 |
| MATH 5540 3 | INTRO TO TIME SERIES | PREREQS MATH 4510/APPM 3570 AND MATH 4520/APPM 4520. SAME AS MATH 4540, APPM 4540/5540. | | |
| | | 001 23182 0100PM-0150PM MWF | DUAN G1B25 S KUZNETSOV | 5 |
| MATH 5610 3 | NUMERICAL ANALYSIS 2 | PREREQ MATH 5600 OR APPM 5600. SAME AS APPM 5610. | | |
| | | 001 18194 0300PM-0415PM MW | ECCR 118 G BEYLKIN | 27 |
| MATH 5800 3 | HISTORY OF MATHEMATICS | PREREQS 2 UPPER-DIVISION MATH COURSES. SAME AS MATH 4800. | | |
| | | 001 18195 0900AM-0950AM MWF | ECCR 118 R TUBBS | 5 |
| MATH 5905 1 | MATH TEACHER TRAINING | PREREQS GRAD STANDING & TEACHING ASSISTANT EXPERIENCE. RESTRICTED TO MATH TEACHING ASSISTANTS. REQUIRES ADDITIONAL TIME OUTSIDE CLASS. | | |
| | | 801 0400PM-0450PM F | ECCR 116 | 20 |
| MATH 6140 3 | MODERN ALGEBRA 2 | PREREQ MATH 6130. | | |
| | | 001 18197 1200PM-1250PM MWF | ECCR 1B08 RL ROTH | 20 |
| MATH 6180 3 | ALGEBRAIC NUMBER THEORY | | | |
| | | 001 22756 1000AM-1050AM MWF | CHEM 146 D GRANT | 10 |
| MATH 6220 3 | INTRODUCTION-TOPOLOGY 2 | PREREQ MATH 6210. | | |
| | | 001 18200 0200PM-0250PM MWF | ECCR 137 | 25 |
| MATH 6240 3 | INTRO-DIFFER GEOMETRY 2 | | | |
| | | 001 22757 0100PM-0150PM MWF | DUAN G1B27 J CLELLAND | 13 |
| MATH 6320 3 | INTRO TO REAL ANALYSIS 2 | PREREQ MATH 6310. | | |
| | | 001 18201 1000AM-1050AM MWF | ECCR 108 AB RAMSAY | 25 |
| MATH 6360 3 | FUNCT COMPLEX VARIABLE 2 | PREREQ MATH 6350. | | |
| | | 001 18202 0100PM-0150PM MWF | COTT 111 B WANG | 10 |
| MATH 6730 3 | SET THEORY 1 | | | |
| | | 001 22758 0100PM-0150PM MWF | MUEN E126 RJ LAVER | 30 |

Core Course
Department
Course Number
Credits
Course Title

Sec. Number
Call Number
Time/Days
Bldg/Room
Instructor
Max. Enrollment

IV. University Mathematics Program

A. Module Courses

MATHEMATICS COURSES NUMBERED 1000-1100 ARE ONE-CREDIT FLEXIBLY-PACED MINI COURSES, OR MODULES. SEVERAL MODULES MAY BE GROUPED TOGETHER TO FORM COMPLETE COURSES OF INSTRUCTION IN COLLEGE ALGEBRA, TRIGONOMETRY, AND MATHEMATICS FOR BUSINESS AND SOCIAL SCIENCES. IT IS RECOMMENDED THAT STUDENTS REGISTER FOR ONLY ONE MODULE AND THEN ADD ADDITIONAL MODULES THROUGHOUT THE SEMESTER. THE MATH MODULE OFFICE WILL ACCEPT LATE ADDS THROUGH THE 11TH WEEK OF CLASSES. SCHEDULES OF LECTURES AND FURTHER DETAILS ARE AVAILABLE AT THE MODULE OFFICE, MATH 165. MATH 1000, 1010, AND 1020 ARE FLEXIBLY-PACED MODULES IN COLLEGE ALGEBRA. THESE COURSES TOGETHER FORM THE EQUIVALENT OF A ONE SEMESTER (3 CREDIT HOUR) COURSE IN COLLEGE ALGEBRA.

| | | | | | | | | | |
|-------------|---|--------------------------|-------|---|--|--|--|--|------|
| ◆ MATH 1000 | 1 | EQUATIONS & INEQUALITIES | | PREREQ 1 YR HIGH SCHOOL ALGEBRA. SIMILAR TO MATH 1001 & 1011. | | | | | |
| | | | 001 | 18078 TBA | | | | | 1500 |
| ◆ MATH 1010 | 1 | INTRO FUNCTIONS/GRAPHING | | PREREQ MATH 1000. SIMILAR TO MATH 1001 & 1011. | | | | | |
| | | | 001 | 18084 TBA | | | | | 1500 |
| ◆ MATH 1020 | 1 | POLYN, RATL, EXPO, LOG | | PREREQ MATH 1010. SIMILAR TO MATH 1001 & 1011. | | | | | |
| | | | 001 | 18099 TBA | | | | | 1500 |

MATH 1030 AND 1040 ARE FLEXIBLY PACED MODULES IN COLLEGE TRIGONOMETRY. THESE COURSES TOGETHER FORM THE EQUIVALENT OF A ONE SEMESTER (2 CREDIT HOUR) COURSE IN COLLEGE TRIGONOMETRY.

| | | | | | | | | | |
|-------------|---|-------------------------|-------|---|--|--|--|--|------|
| ◆ MATH 1030 | 1 | NUMERICAL TRIGONOMETRY | | PREREQ MATH 1020, OR 1-1/2 YRS HIGH SCHOOL ALGEBRA AND 1 YR HIGH SCHOOL GEOMETRY. SIMILAR TO MATH 1021. | | | | | |
| | | | 001 | 18101 TBA | | | | | 1500 |
| ◆ MATH 1040 | 1 | ANALYTICAL TRIGONOMETRY | | PREREQ MATH 1030. SIMILAR TO MATH 1021. | | | | | |
| | | | 001 | 18102 TBA | | | | | 1500 |

MATH 1050 THROUGH 1100 ARE FLEXIBLY PACED MODULES ESPECIALLY FOR STUDENTS MAJORING IN BUSINESS OR SOCIAL SCIENCES. MATH 1050, 1060, AND 1070 TOGETHER FORM THE EQUIVALENT OF A ONE SEMESTER (3 CREDIT HOUR) COURSE IN FINITE MATHEMATICS FOR BUSINESS AND SOCIAL SCIENCES. MATH 1080, 1090, AND 1100 TOGETHER FORM THE EQUIVALENT OF A ONE SEMESTER (3 CREDIT HOUR) COURSE IN CALCULUS FOR BUSINESS AND SOCIAL SCIENCES.

| | | | | | | | | | |
|-------------|---|--------------------------|-------|--|--|--|--|--|------|
| ◆ MATH 1050 | 1 | LINEAR EQUAT/MATRICES | | PREREQ MATH 1000, OR 1-1/2 YRS HIGH SCHOOL ALGEBRA. SIMILAR TO MATH 1071. | | | | | |
| | | | 001 | 18103 TBA | | | | | 1500 |
| ◆ MATH 1060 | 1 | LINEAR PROGRAMMING | | PREREQ MATH 1050, OR 1010, OR 1-1/2 YRS HIGH SCHOOL ALGEBRA. SIMILAR TO MATH 1071. | | | | | |
| | | | 001 | 18104 TBA | | | | | 1500 |
| ◆ MATH 1070 | 1 | COMBINATORIC/PROBAB THRY | | PREREQ MATH 1060, OR 1000, OR 1-1/2 YRS HIGH SCHOOL ALGEBRA. SIMILAR TO MATH 1071. | | | | | |
| | | | 001 | 18105 TBA | | | | | 1500 |
| ◆ MATH 1080 | 1 | FUNCTON/LIMIT/DERIVATIVE | | PREREQ MATH 1070 OR 1010, OR 2 YRS HIGH SCHOOL ALGEBRA. SIMILAR TO MATH 1081, MATH 1300 AND APPM 1350. | | | | | |
| | | | 001 | 18106 TBA | | | | | 1500 |
| ◆ MATH 1090 | 1 | FUNDAMENT/DIFF CALCULUS | | PREREQ MATH 1080, OR 1 SEM HIGH SCHOOL CALCULUS. SIMILAR TO MATH 1081, 1300 AND APPM 1350. | | | | | |
| | | | 001 | 18107 TBA | | | | | 1500 |
| ◆ MATH 1100 | 1 | FUND/INTEGRAL CALCULUS | | PREREQ MATH 1090. SIMILAR TO MATH 1081, 1300, APPM 1350. | | | | | |
| | | | 001 | 18108 TBA | | | | | 1500 |

B. Quantitative Reasoning and Mathematical Skills

◆ QRMS 1010 3 QUANT REASON/MATH SKILLS SAME AS MATH 1012. SECTION 761 IS CONTROLLED ENROLLMENT COURSES. PLEASE SEE THE STUDENT ACADEMIC SERVICES OFFICE IN LIBR E1B36 TO REGISTER. ALTHOUGH IT IS THE STUDENT'S RESPONSIBILITY TO DROP THE COURSE, STUDENTS IN EITHER OF THESE SECTIONS WHO DO NOT ATTEND CLASS FOR THE FIRST FULL WEEK OF CLASSES MAY BE ADMINISTRATIVELY DROPPED.

| | | | | | | | | | |
|--|-----|-------|-------------------|-----------|--|--|--|--|----|
| | 001 | 20926 | 1100AM-1150AM MWF | MUEN E431 | | | | | 20 |
| | 002 | 20927 | 1100AM-1215PM TR | MUEN E064 | | | | | 20 |
| | 003 | 20928 | 0800AM-0850AM MWF | MUEN E417 | | | | | 20 |
| | 004 | 20929 | 0100PM-0150PM MWF | MUEN E417 | | | | | 20 |
| | 005 | 20930 | 1200PM-1250PM MWF | MUEN E417 | | | | | 20 |

Core Course
Department
Course Number
Credits
Course Title
Sec. Number
Call Number
Time/Days
Bldg/Room
Instructor
Max. Enrollment

| | | | | | | | | | | | |
|-------------|---|--------------------------|-------|--|--|-----|-------|-----------------|-------------------------|--|-----|
| | | | | | | 012 | 18368 | 0530PM-0720PM R | PORT B0026 | | |
| | | | | | | 013 | 18369 | 1000AM-1150AM F | PORT B0026 | | 24 |
| | | | | | | 014 | 18370 | 0100PM-0300PM F | PORT B0026 | | 24 |
| | | | | | | 880 | | 0300PM-0450PM W | PORT B0026 | | 8 |
| MCDB 3120 | 3 | CELL BIOLOGY | | PREREQ MCDB 2150 OR EPOB 1220 OR INSTRUCTOR CONSENT. COREQ FOR MCDB & DIST STD MAJORS MCDB 3140. | | | | | | | |
| | | | 001 | 18374 1100AM-1215PM TR | | | | | RO POYTON | | 48 |
| MCDB 3140 | 2 | CELL BIOLOGY LABORATORY | | COREQ MCDB 3120. | | | | | | | |
| | | | 001 | 23426 0100PM-0450PM T | | | | | MUEN E0040 JM POWER | | 24 |
| | | | 002 | 23427 0100PM-0450PM R | | | | | MUEN E0040 | | 24 |
| ◆ MCDB 3150 | 3 | BIOLOGY OF CANCER CELL | | PREREQ MCDB 2150 OR EPOB 3200 OR INSTRUCTOR CONSENT. | | | | | | | |
| | | | 001 | 18375 1100AM-1215PM TR | | | | | RAMY C250 JR MCINTOSH | | 200 |
| MCDB 3350 | 3 | FERTIL/STERIL/MAMM DEVEL | | PREREQ MCDB 1150 OR EPOB 1210, OR INSTRUCTOR CONSENT. | | | | | | | |
| | | | 001 | 18378 0330PM-0445PM TR | | | | | MUEN E130 J VAN BLERKOM | | 25 |
| MCDB 3500 | 3 | MOLECULAR BIOLOGY | | PREREQS CHEM 1131; AND MCDB 2150 OR EPOB 3200. COREQ CHEM 3311 OR CHEM 3351. MCDB 3120 HIGHLY RECOMMENDED. | | | | | | | |
| | | | 001 | 18379 1200PM-1250PM MWF | | | | | MCDB A2B70 JE LEE | | 200 |
| MCDB 3650 | 3 | BRAIN THOUGHT AND ACTION | | PREREQS MCDB 1150 AND 2150. | | | | | | | |
| | | | 001 | 18380 0930AM-1045AM TR | | | | | PORT B118 MW DUBIN | | 20 |
| MCDB 4110 | 3 | SPECIAL TOPICS | | PREREQ INSTRUCTOR CONSENT. | | | | | | | |
| | | | 800 | TBA | | | | | LA ABBOTT | | 8 |
| MCDB 4130 | 3 | BIOL ELECTRON MICROSCOPY | | PREREQ MCDB 1150 OR EPOB 1220 OR MCDB 4500/5500 OR PRINC/RECENT ADVANCES | | | | | | | |
| | | | 001 | 18382 0200PM-0315PM TR | | | | | MCDB A350 M FOTINO | | 15 |
| MCDB 4300 | 3 | IMMUNOLOGY | | PREREQS MCDB 3120 AND 3500. | | | | | | | |
| | | | 001 | 22828 1230PM-0145PM TR | | | | | HLMS 252 KS KRAUTER | | 75 |
| ◆ MCDB 4410 | 3 | HUMAN MOLECULAR GENETICS | | PREREQ MCDB 3500. | | | | | | | |
| | | | 001 | 18383 1230PM-0145PM TR | | | | | PORT B121 RE BOSWELL | | 25 |
| ◆ MCDB 4471 | 3 | MECH GENE REG/EUKARYOTES | | PREREQ MCDB 3500, OR INSTRUCTOR CONSENT. | | | | | | | |
| | | | 001 | 18384 0930AM-1045AM TR | | | | | MCDB A350 RS SINGH | | 12 |
| MCDB 4650 | 3 | DEVELOPMENTAL BIOLOGY | | PREREQ MCDB 3120 AND 3500 OR INSTRUCTOR CONSENT. COREQ MCDB 4660. SIMILAR TO EPOB 3650 AND MCDB 4620. | | | | | | | |
| | | | 001 | 18385 1100AM-1150AM MWF | | | | | EKLC E1B20 KR JONES | | 109 |
| MCDB 4660 | 2 | DEVELOPMENTAL BIOL LAB | | COREQ MCDB 4650 OR EPOB 3650. SAME AS EPOB 3660. SIMILAR TO MCDB 4630. THIS COURSE USES LIVING VERTEBRATE ANIMALS/TISSUES. | | | | | | | |
| | | | 001 | 18386 0100PM-0450PM T | | | | | MCDB A1B16 J KNIGHT | | 20 |
| | | | 002 | 18387 0500PM-0850PM T | | | | | MCDB A1B16 | | 20 |
| | | | 004 | 18388 0100PM-0450PM W | | | | | MCDB A1B16 | | 20 |
| | | | 006 | 18389 0500PM-0850PM W | | | | | MCDB A1B16 | | 20 |
| ◆ MCDB 4680 | 3 | MECHANISMS OF AGING | | PREREQS MCDB 3120 AND 3500. | | | | | | | |
| | | | 001 | 23149 0200PM-0315PM TR | | | | | PORT B121 WB WOOD | | 25 |
| MCDB 4850 | 2 | ADV TPCS/EARLY MAMMALIAN | | PREREQ MCDB 4620 OR MCDB 4650; EPOB 3650; OR INSTRUCTOR CONSENT. | | | | | | | |
| | | | 001 | 23148 0930AM-1045AM TR | | | | | PORT B121 LA ABBOTT | | 25 |
| MCDB 4980 | 3 | HONORS RESEARCH | | PREREQS MCDB 4840, MIN 3.2 GPA, AND APPROVAL BY MCDB HONORS COMMITTEE. | | | | | | | |
| | | | 800 | | | | | | | | 10 |
| MCDB 4990 | 3 | HONORS THESIS | | PREREQS MCDB 4840 OR 4980, MIN GPA 3.3 AND APPROVAL BY MCDB HONORS COMMITTEE. | | | | | | | |
| | | | 800 | | | | | | | | 10 |
| MCDB 5130 | 3 | BIOL ELECTRON MICROSCOPY | | SAME AS MCDB 4130 AND PHYS 4130/5130. | | | | | | | |
| | | | 001 | 22789 0200PM-0315PM TR | | | | | MCDB A350 M FOTINO | | 15 |
| MCDB 5210 | 3 | CELL STRUCTURE & FUNCTN | | PREREQ INSTRUCTOR CONSENT. | | | | | | | |
| | | | 001 | 18455 TBA | | | | | JR MCINTOSH WB-WOOD | | 20 |
| MCDB 5250 | 3 | TPC-DEV GENETICS | | PREREQ INSTRUCTOR CONSENT. | | | | | | | |
| | | | 001 | 23428 TBA | | | | | SD COPLEY NR PACE | | 20 |
| MCDB 5471 | 3 | MECH GENE REG/EUKARYOTES | | SAME AS MCDB 4471; SIMILAR TO MCDB 4470/5470. | | | | | | | |
| | | | 001 | 18457 0930AM-1045AM TR | | | | | MCDB A350 RS SINGH | | 3 |
| MCDB 5780 | 2 | TPCS-PLANT CELL BIOLOGY | | | | | | | MCDB A350 LA STAEHELIN | | 5 |

| | | | | |
|-------------|-------|--------------------------|---|--------------|
| 006 | 20931 | 0200PM-0250PM MWF | MUEN E431 | 20 |
| 007 | 20932 | 0930AM-1045AM TR | ECCR 151 | 20 |
| 008 | 20933 | 0800AM-0915AM TR | ECCR 151 | 20 |
| 009 | 20934 | 0900AM-0950AM MWF | MUEN E431 | 20 |
| 010 | 20935 | 0800AM-0915AM TR | MUEN E431 | 20 |
| 011 | 20936 | 0930AM-1045AM TR | MUEN E431 | 20 |
| 012 | 20937 | 0330PM-0445PM TR | MUEN E431 | 20 |
| 013 | 20938 | 0300PM-0350PM MWF | MUEN E417 | 20 |
| 014 | 20939 | 0200PM-0250PM MWF | MUEN E417 | 20 |
| 761 | | 1200PM-1250PM MWF | ECCR 155 | 20 |
| | | 1200PM-1250PM TR | | |
| ◆ QRMS 2380 | 3 | MATH FOR THE ENVIRONMENT | PREREQS PROFICIENCY IN HIGH SCHOOL MATH AND INSTRUCTOR CONSENT. SAME AS MATH 2380. | |
| | 001 | 20943 | 1100AM-1150AM MWF | MUEN E118 10 |

V. Student Academic Services Center Math

| | | | | |
|-------------|---|-----------------|---|-------------|
| ◆ MATH 1001 | 3 | COLLEGE ALGEBRA | THIS IS A CONTROLLED ENROLLMENT COURSE. PLEASE SEE THE STUDENT ACADEMIC SERVICES OFFICE IN WLRD 386 TO REGISTER. ALTHOUGH IT IS THE STUDENT'S RESPONSIBILITY TO DROP THE COURSE, STUDENTS IN THIS COURSE WHO DO NOT ATTEND CLASS FOR THE FIRST FULL WEEK OF CLASSES MAY BE ADMINISTRATIVELY DROPPED. THIS COURSE MEETS 5 DAYS EACH WEEK. | |
| | | 760 | 0900AM-0950AM MWF | ECCR 116 18 |
| | | | 0900AM-0950AM TR | WLRD 306 |
| | | 761 | 1000AM-1050AM MWF | ECCR 118 18 |
| | | | 1000AM-1050AM TR | WLRD 306 |
| | | 762 | 1100AM-1150AM MWF | HUNT 109 18 |
| | | | 1100AM-1150AM TR | RAMY N1B75 |
| | | 763 | 1100AM-1150AM MWF | CLRE 302 18 |
| | | | 1100AM-1150AM TR | WLRD 232 |
| | | 764 | 0100PM-0150PM MWF | CLRE 302 18 |
| | | | 0100PM-0150PM TR | WLRD 306 |
| | | 765 | 1200PM-1250PM MWF | ECCR 137 18 |
| | | | 1200PM-1250PM TR | WLRD 306 |

Molecular, Cellular, and Developmental Biology

MCDB A1B40 /A1B50 (303-492-7230)

INDEPENDENT STUDY COURSE WORK IS AVAILABLE. PLEASE CONSULT THE DEPARTMENT OFFICE FOR FURTHER INFORMATION. GRADUATE STUDENTS NEEDING TO REGISTER FOR MASTER'S THESIS, MASTER'S DEGREE CANDIDATE, OR DOCTORAL THESIS, PLEASE CONSULT THE DEPARTMENT FOR FURTHER INFORMATION. EACH COURSE IN THIS DEPARTMENT HAS A COURSE FEE OF \$26 (SUBJECT TO CHANGE) FOR SPECIALIZED SUPPLIES AND EQUIPMENT (REFER TO THE TUITION AND FEES SECTION OF THIS HANDBOOK).

| | | | | |
|-------------|-----|------------------------|---|------------------------|
| ◆ MCDB 2150 | 3 | PRINCIPLES OF GENETICS | PREREQ MCDB 1150 OR GENERAL BIOLOGY. EVENING MIDTERMS AT 7PM ON MONDAYS, FEB 12, MAR 19, & APR 23 IN DUANE G1B20 & G1B30. | |
| | 001 | 18356 | 0900AM-0950AM MWF | MUEN E050 M WINEY 405 |
| ◆ MCDB 2151 | 1 | PRINCIPLE/GENETICS LAB | PREREQS MCDB 1150-1151. COREQ MCDB 2150. | |
| | 001 | 18357 | 1000AM-1150AM T | PORT B0026 NA GUILD 24 |
| | 002 | 18358 | 0100PM-0250PM T | PORT B0026 24 |
| | 003 | 18359 | 0300PM-0450PM T | PORT B0026 24 |
| | 004 | 18360 | 0530PM-0720PM T | PORT B0026 24 |
| | 005 | 18361 | 1000AM-1150AM W | PORT B0026 21 |
| | 006 | 18362 | 0100PM-0250PM W | PORT B0026 20 |
| | 007 | 18363 | 0300PM-0450PM W | PORT B0026 16 |
| | 008 | 18364 | 0530PM-0720PM W | PORT B0026 24 |
| | 009 | 18365 | 1000AM-1150AM R | PORT B0026 24 |
| | 010 | 18366 | 0100PM-0250PM R | PORT B0026 24 |
| | 011 | 18367 | 0300PM-0450PM R | PORT B0026 24 |

◆ Indicates an arts and sciences core course.

| | | | | | | |
|-----------|---|-------------------------|-----|----------------------------|-----------------|---------------------|
| MCDB 6000 | 3 | INTRO TO LAB METHODS | 800 | TBA | | 15 |
| MCDB 6337 | 2 | CELL CYCLE JOURNAL CLUB | | PREREQS MCDB 5210, 5230. | | |
| | | | 001 | 23429 | TBA | TT SU M WINEY 12 |
| MCDB 6338 | 1 | TPCS DEV & SIGNAL TRAM | | PREREQ INSTRUCTOR CONSENT. | | |
| | | | 001 | 18504 | 0900AM-1030AM R | MCDB A150 M HAN 12 |
| MCDB 7910 | 1 | SEMINAR PRACTICUM | 001 | 18552 | 0400PM-0450PM F | MCDB A2B70 50 |

Museum - Hunter 115 (303-492-5437)

ALL MUSEUM COURSES ARE CONTROLLED ENROLLMENT. SEE DEPARTMENT OFFICE FOR ELIGIBILITY. INDEPENDENT STUDY COURSE WORK IS AVAILABLE. PLEASE CONSULT THE DEPARTMENT OFFICE FOR FURTHER INFORMATION.

| | | | | | | |
|-----------|-----|--------------------------|-----|---|-----------------|----------------------------|
| MUSM 4912 | 3 | MUSEUM PRACTICUM/ANTH | 800 | PREREQ MUSM 4011/5011 OR EQUIV. SAME AS MUSM 5912. | TBA | 10 |
| MUSM 4917 | 1-3 | PRACT/TECH-EXHIBITS | 800 | SAME AS MUSM 5917. | TBA | 20 |
| MUSM 5031 | 3 | EXHIBITION DEVELOPMENT | 800 | PREREQ GRAD STANDING. | 0130PM-0430PM T | HEND 212 10 |
| MUSM 5051 | 3 | COLLECTIONS MANAGEMENT | 800 | PREREQS MUSM 5011. APPROPRIATE LEVEL OF COMPUTER LITERACY/FACILITY MUST BE DEMONSTRATED OR STUDENT MUST COMPLETE APPROPRIATE COMPUTER SCIENCE COURSE. | 0100PM-0350PM W | HEND 212 RANKER, THOMAS 12 |
| MUSM 5912 | 3 | MUSEUM PRACTICUM/ANTH | 800 | SAME AS MUSM 4912. | TBA | 10 |
| MUSM 5917 | 1-3 | MUSM PRACTICUM/TECHNIQUE | 800 | SAME AS MUSM 4917. | TBA | 20 |
| MUSM 6110 | 3 | SEM-TECHNOLOGY/MUSMS | 800 | PREREQS GRAD STANDING AND MUSM 4011/5011. | 1200PM-0250PM R | HEND 212 12 |
| MUSM 6930 | 2-4 | MUSEUM INTERNSHIPS | 800 | PREREQ INSTRUCTOR CONSENT. | TBA | 10 |

Peace and Conflict Studies

(Co-directors may be reached at 303-492-2623 or 303-492-6169)

| | | | | | | |
|-------------|---|--------------------------|-----|-------|------------------|-------------|
| ◆ PACS 4500 | 3 | SR SEM/PEACE/CONFLICT ST | 001 | 19158 | 0300PM-0415PM MW | ECON 117 25 |
|-------------|---|--------------------------|-----|-------|------------------|-------------|

Sections 700-899 are controlled enrollment - see department for eligibility

Core Course Department Course Number Credits Course Title
 Sec. Number Call Number Time/Days Bldg/Room Instructor Max. Enrollment

Philosophy - Hellems 167 (303-492-6132)

THIS DEPARTMENT PRIMARILY USES RESEQUENCED WAIT LISTS. (SEE "WAIT LISTS" IN THE FRONT OF THIS SCHEDULE.) PLEASE CONSULT THE DEPARTMENT OFFICE FOR FURTHER INFORMATION. STUDENTS WHO DO NOT ATTEND THE FIRST TWO CLASS SESSIONS MAY BE ADMINISTRATIVELY DROPPED AT THE INSTRUCTOR'S DISCRETION. INDEPENDENT STUDY COURSE WORK IS AVAILABLE. GRADUATE STUDENTS NEEDING TO REGISTER FOR MASTER'S THESIS, MASTER'S DEGREE CANDIDATE, OR DOCTORAL THESIS, PLEASE CONSULT THE DEPARTMENT FOR FURTHER INFORMATION.

| | | | | | | | | | | | |
|-------------|---|-------------------------|--|------------|------------|----|--|--|--|--|--|
| ◆ PHIL 1000 | 3 | INTRO TO PHILOSOPHY | LECTURE SECTIONS 010 & 050 REQUIRE A RECITATION. REGISTERING FOR A RECITATION SECTION AUTOMATICALLY ADDS THE LECTURE. | | | | | | | | |
| | | 010 | 1100AM-1150AM WF | HLMS 199 | R PASNAU | 94 | | | | | |
| 0 | | RECITATION | | | | | | | | | |
| | | R011 | 19167 0900AM-0950AM M | HLMS 177 | | 24 | | | | | |
| | | R012 | 19168 1000AM-1050AM M | HLMS 177 | | 24 | | | | | |
| | | R013 | 19169 1100AM-1150AM M | | | 23 | | | | | |
| | | R014 | 19170 1100AM-1150AM M | | RAMY N1B75 | 23 | | | | | |
| 3 | | INTRO TO PHILOSOPHY | | | | | | | | | |
| | | 020 | 19173 0800AM-0950AM MWF | HLMS 245 | | 33 | | | | | |
| | | 030 | 19174 1000AM-1050AM MWF | HLMS 263 | JA FISHER | 33 | | | | | |
| | | 040 | 19175 0100PM-0150PM MWF | HLMS 245 | | 33 | | | | | |
| | | 050 | 0200PM-0250PM WF | HLMS 201 | M HUEMER | 94 | | | | | |
| 0 | | RECITATION | | | | | | | | | |
| | | R051 | 23171 0300PM-0350PM M | HLMS 177 | | 24 | | | | | |
| | | R052 | 23172 0400PM-0450PM M | HLMS 177 | | 24 | | | | | |
| | | R053 | 23173 0200PM-0250PM M | HLMS 177 | | 23 | | | | | |
| | | R054 | 23174 0200PM-0250PM M | HLMS 267 | | 23 | | | | | |
| 3 | | INTRO TO PHILOSOPHY | | | | | | | | | |
| | | 060 | 19177 0930AM-1045AM TR | HLMS 245 | | 33 | | | | | |
| | | 070 | 19178 1230PM-0145PM TR | HLMS 245 | | 33 | | | | | |
| | | 080 | 19179 0330PM-0445PM TR | HLMS 245 | | 33 | | | | | |
| | | 090 | 19180 0800AM-0915AM TR | HLMS 245 | | 33 | | | | | |
| | | 100 | 19181 0300PM-0350PM MWF | HLMS 245 | | 33 | | | | | |
| | | 110 | 22621 0900AM-0950AM MWF | HLMS 229 | | 33 | | | | | |
| ◆ PHIL 1010 | 3 | INTRO/WEST PHIL:ANCIENT | SEC 880 IS AN HONORS PROGRAM COURSE; SEE THE HONORS PROGRAM OFFICE, LIBR M400L. | | | | | | | | |
| | | 010 | 19190 1000AM-1050AM MWF | HLMS 229 | | 33 | | | | | |
| | | 020 | 19195 1200PM-1250PM MWF | HLMS 245 | | 33 | | | | | |
| | | 880 | 0330PM-0445PM TR | LIBR N424A | GR CARONE | 15 | | | | | |
| ◆ PHIL 1020 | 3 | INTRO/WEST PHIL:MODERN | | | | | | | | | |
| | | 010 | 19196 0800AM-0915AM TR | HLMS 229 | J POTTER | 33 | | | | | |
| | | 020 | 19197 1100AM-1215PM TR | HLMS 245 | J POTTER | 33 | | | | | |
| ◆ PHIL 1100 | 3 | ETHICS | LECTURE SECTION 010 REQUIRES A RECITATION. REGISTERING FOR A RECITATION SECTION AUTOMATICALLY ADDS THE LECTURE. LECTURES 020-070 ARE LECTURE ONLY ONLY. SEC 880 IS AN HONORS PROGRAM COURSE. | | | | | | | | |
| | | 010 | 1000AM-1050AM MW | HLMS 199 | C MILLS | 94 | | | | | |
| ◆ PHIL 1100 | 0 | RECITATION | | | | | | | | | |
| | | R011 | 19199 0800AM-0850AM F | HLMS 177 | | 24 | | | | | |
| | | R012 | 19200 0900AM-0950AM F | HLMS 177 | | 24 | | | | | |
| | | R013 | 19201 1000AM-1050AM F | HLMS 177 | | 23 | | | | | |
| | | R014 | 19202 1000AM-1050AM F | | | 23 | | | | | |
| 3 | | ETHICS | | | | | | | | | |
| | | 020 | 19205 0900AM-0950AM MWF | HLMS 245 | | 33 | | | | | |
| | | 030 | 19206 1200PM-1250PM MWF | HLMS 263 | | 33 | | | | | |
| | | 040 | 19207 1100AM-1215PM TR | HLMS 263 | | 33 | | | | | |
| | | 050 | 19208 0200PM-0315PM TR | HLMS 263 | | 33 | | | | | |
| | | 060 | 19209 0330PM-0445PM TR | HLMS 263 | | 33 | | | | | |
| | | 070 | 19210 0300PM-0350PM MWF | HLMS 263 | | 33 | | | | | |
| | | 880 | 1100AM-1215PM TR | HLMS 177 | | 15 | | | | | |
| ◆ PHIL 1200 | 3 | PHILOSOPHY AND SOCIETY | | | | | | | | | |
| | | 010 | 19212 0900AM-0950AM MWF | HLMS 263 | DR MAYER | 33 | | | | | |
| | | 020 | 19217 1100AM-1150AM MWF | HLMS 229 | | 33 | | | | | |
| | | 030 | 19218 1200PM-1250PM MWF | HLMS 229 | | 33 | | | | | |
| | | 040 | 19219 0100PM-0150PM MWF | HLMS 263 | | 33 | | | | | |
| | | 050 | 19220 0930AM-1045AM TR | HLMS 263 | | 33 | | | | | |
| | | 060 | 19221 1230PM-0145PM TR | HLMS 263 | | 33 | | | | | |
| | | 070 | 19222 0200PM-0315PM TR | GUGG 3 | | 33 | | | | | |
| | | 080 | 19223 0330PM-0445PM TR | HLMS 141 | | 33 | | | | | |
| | | 090 | 19224 0800AM-0915AM TR | HLMS 263 | | 33 | | | | | |
| | | 100 | 23077 0200PM-0250PM MWF | HLMS 263 | | 33 | | | | | |
| | | 110 | 23616 1000AM-1050AM MWF | HLMS 241 | | 33 | | | | | |

Core Course Department Course Number Credits Course Title
 Sec. Number Call Number Time/Days Bldg/Room Instructor Max. Enrollment

| | | | | | | | | | | | |
|--|---|----------------------------|--|-----------|------------|----|--|--|--|--|--|
| PHIL 4800 | 3 | TPC-PROBABILISTIC NETWORKS | 001 MEETS WITH PHIL 5800-001. | | | | | | | | |
| | | | 22635 0200PM-0315PM TR | HLMS 245 | L BOVENS | 20 | | | | | |
| ◆ PHIL 4830 | 3 | SEM-GOD, FREEDOM AND EVIL | PREREQ 15 HRS PHIL COURSEWORK OR INSTRUCTOR CONSENT, AND JR/SR STANDING. | | | | | | | | |
| | | 001 | 19263 1230PM-0145PM TR | HLMS 177 | JW NICKEL | 25 | | | | | |
| ALL COURSES AT THE 500Q/800Q LEVEL REQUIRE PHILOSOPHY GRADUATE STANDING OR INSTRUCTOR CONSENT. | | | | | | | | | | | |
| PHIL 5080 | 3 | PHILOSOPHY OF PLATO | 001 22800 0200PM-0315PM TR | HLMS 177 | GR CARONE | 20 | | | | | |
| PHIL 5200 | 3 | CONTEMP POLITCL PHIL | 001 22631 1200PM-0115PM MW | HLMS 177 | C MILLS | 15 | | | | | |
| PHIL 5230 | 3 | BIOETHICS/PUBLIC POLICY | 001 22802 0330PM-0445PM TR | HLMS 177 | JL COLBY | 20 | | | | | |
| PHIL 5260 | 3 | PHILOSOPHY OF LAW | SAME AS PHIL 4260. | | | | | | | | |
| | | 001 | 19280 1000AM-1050AM MWF | HLMS 245 | DI BOONIN | 15 | | | | | |
| | | | SAME AS PHIL 4360. | | | | | | | | |
| PHIL 5360 | 3 | METAPHYSICS | 001 19282 1000AM-1050AM MWF | HLMS 255 | AS VINUEZA | 15 | | | | | |
| | | | SAME AS PHIL 4400. | | | | | | | | |
| PHIL 5400 | 3 | PHILOSOPHY OF SCIENCE | 001 19283 1100AM-1215PM TR | MUEN E118 | CE CLELAND | 15 | | | | | |
| | | | SAME AS PHIL 4450 & PHYS 4450/5450. | | | | | | | | |
| PHIL 5450 | 3 | HIST AND PHIL OF PHYSICS | 001 19284 0930AM-1045AM TR | HLMS 177 | SJ LEEDS | 6 | | | | | |
| PHIL 5800 | 3 | TPC-PROBABILISTIC NETWORKS | MEETS WITH PHIL 4800-001. | | | | | | | | |
| | | 001 | 22736 0200PM-0315PM TR | HLMS 245 | L BOVENS | 13 | | | | | |
| PHIL 6380 | 3 | SEMINAR IN METAPHYSICS | 001 19301 0300PM-0600PM W | HLMS 177 | M TOOLEY | 20 | | | | | |
| PHIL 7425 | 2 | COG SCI RSRCH PRAC 2 | 800 0100PM-0250PM T | | D CACAMISE | 15 | | | | | |

Physics - Duane E-1B52 (303-492-6952)

THIS DEPARTMENT PRIMARILY USES AUTOMATIC WAIT LISTS. (SEE "WAIT LISTS" IN THE FRONT OF THIS SCHEDULE.) INDEPENDENT STUDY COURSE WORK IS AVAILABLE. GRADUATE STUDENTS NEEDING TO REGISTER FOR MASTER'S THESIS, MASTER'S DEGREE CANDIDATE, OR DOCTORAL THESIS, PLEASE CONSULT THE DEPARTMENT FOR FURTHER INFORMATION. EACH COURSE IN THIS DEPARTMENT HAS A COURSE FEE OF \$21 (SUBJECT TO CHANGE) FOR SPECIALIZED SUPPLIES AND EQUIPMENT. REFER TO THE TUITION AND FEES SECTION OF THIS HANDBOOK.

| | | | | | | | | | | | |
|-------------|---|-------------------------|--|------------|--------------------------|-----|--|--|--|--|--|
| PHYS 1000 | 3 | PREPARATORY PHYSICS | PREREQ 1 YEAR HIGH SCHOOL ALGEBRA OR EQUIV. PREPARES STUDENT WITH NO HIGH SCHOOL PHYSICS TO TAKE PHYS 1110 OR 2010. EVENING EXAMS AT 7:30PM ON TUES, FEB 6, MAR 6 & APR 10, IN MUEN E-050. | | | | | | | | |
| | | 001 | 19340 1100AM-1150AM MWF | DUAN G125 | P PRANKIN | 72 | | | | | |
| ◆ PHYS 1020 | 4 | PHY SCI/NON-SCIENTIST 2 | PREREQS PHYS 1010 AND HIGH SCHOOL ALGEBRA. EVENINGS EXAMS AT 7:30PM ON TUES, FEB 6, MAR 6, & APR 10, IN DUANE G-125. | | | | | | | | |
| | | 010 | 0800AM-0915AM TR | DUAN G125 | CE WIEMAN | 60 | | | | | |
| 0 | | LAB | | | | | | | | | |
| | | L011 | 19343 0400PM-0550PM T | DUAN G2B90 | | 30 | | | | | |
| | | L012 | 19344 0400PM-0550PM R | DUAN G2B90 | | 30 | | | | | |
| ◆ PHYS 1110 | 4 | GENERAL PHYSICS 1 | COREQ MATH 1300 OR APPM 1350. EVENINGS EXAMS AT 7:30PM ON TUES, FEB 13, MAR 13, & APR 17, IN CHEM 140, CHEM 142, & MATH 100. SEE FINAL EXAM SCHEDULE FOR COMMON FINAL. | | | | | | | | |
| | | 100 | 0900AM-0950AM MWF | DUAN G1B30 | SJ POLLOCK SROBERTSON | 256 | | | | | |
| 0 | | RECITATION | | | | | | | | | |
| | | R101 | 19346 0900AM-0950AM R | DUAN G2B41 | | 32 | | | | | |
| | | R102 | 19347 1000AM-1050AM R | DUAN G2B41 | | 32 | | | | | |
| | | R103 | 19348 1100AM-1150AM R | DUAN G2B41 | | 32 | | | | | |
| | | R104 | 19349 1100AM-1150AM R | DUAN G2B47 | | 32 | | | | | |
| | | R105 | 19350 1200PM-1250PM R | DUAN G2B41 | | 32 | | | | | |
| | | R106 | 19351 0100PM-0150PM R | DUAN G2B41 | | 32 | | | | | |
| | | R107 | 19352 0200PM-0250PM R | DUAN G2B41 | | 32 | | | | | |
| | | R108 | 19353 0300PM-0350PM R | DUAN G2B41 | | 32 | | | | | |
| ◆ PHYS 1110 | 4 | GENERAL PHYSICS 1 | 200 1100AM-1150AM MWF | DUAN G1B30 | SJ POLLOCK SROBERTSON | 256 | | | | | |
| 0 | | RECITATION | | | | | | | | | |
| | | R221 | 19355 0800AM-0850AM R | DUAN G2B47 | | 32 | | | | | |
| | | R222 | 19356 0900AM-0950AM R | DUAN G2B47 | | 32 | | | | | |
| | | R223 | 19357 1000AM-1050AM R | DUAN G2B47 | | 32 | | | | | |
| | | R224 | 19358 1000AM-1050AM R | DUAN G2B21 | | 32 | | | | | |
| | | R225 | 19359 1100AM-1150AM R | DUAN G2B60 | | 32 | | | | | |



| | | | | | | | |
|-------------|---|---------------------------|--|------------|-------------|--|-----|
| ◆ PHIL 1400 | 3 | PHILOSOPHY AND SCIENCES | SEC 880 IS AN HONORS PROGRAM COURSE. SEE OFFICE, LIBR M400L. | | | | |
| | | | 010 19226 0900AM-0950AM MWF | HLMS 237 | | | 33 |
| | | | 020 19227 1100AM-1150AM MWF | HLMS 237 | | | 33 |
| | | | 030 19228 0200PM-0315PM TR | HLMS 229 | | | 33 |
| PHIL 1440 | 3 | PHIL AND SCIENCES:HONORS | 880 0300PM-0415PM MW | HUMN 145 | SB BRINDELL | | 15 |
| | | INTRODUCTORY LOGIC | 010 19230 0100PM-0150PM MWF | HLMS 229 | AS VINUEZA | | 33 |
| | | | 020 19231 0300PM-0350PM MWF | HLMS 229 | | | 33 |
| ◆ PHIL 1600 | 3 | PHILOSOPHY AND RELIGION | 010 1200PM-1250PM MW | HLMS 252 | W MORRISTON | | 135 |
| | 0 | RECITATION | R011 22790 0100PM-0150PM F | CLRE 301 | | | 22 |
| | | | R012 22791 0100PM-0150PM F | DUAN G2B41 | | | 22 |
| | | | R013 22792 1100AM-1150AM F | RAMY N1B75 | | | 22 |
| | | | R014 22793 1200PM-1250PM F | HLMS 177 | | | 23 |
| | | | R015 22794 1200PM-1250PM F | HUMN 250 | | | 23 |
| | | | R016 22795 1200PM-1250PM F | DUAN G1B39 | | | 23 |
| ◆ PHIL 2200 | 3 | MAJOR SOCIAL THEORIES | 010 19234 1000AM-1050AM MWF | HLMS 267 | | | 33 |
| ◆ PHIL 2230 | 3 | LAW AND MORALITY | 010 22734 0930AM-1045AM TR | HLMS 229 | JW NICKEL | | 39 |
| ◆ PHIL 2290 | 3 | PHILOSOPHY AND WOMEN | 010 22623 1100AM-1150AM MWF | HLMS 241 | | | 17 |
| PHIL 2390 | 3 | PHIL AND PSYCHOLOGY | 010 22625 1230PM-0145PM TR | HLMS 229 | MA PEIRCE | | 39 |
| PHIL 2440 | 3 | SYMBOLIC LOGIC | 010 19236 1100AM-1215PM TR | HLMS 229 | SJ LEEDS | | 39 |
| | | | 3000-LEVEL COURSES ARE RESTRICTED TO SOPHOMORES AND ABOVE WITH SIX HOURS OF PHILOSOPHY. | | | | |
| ◆ PHIL 3000 | 3 | HIST/ANCIENT PHILOSOPHY | PREREQ SOPH PHIL MAJOR, OR JR/SR STANDING. SEC 010 FOR PHIL MAJORS; SEC 020 FOR NONMAJORS. | | | | |
| | | | 010 19239 0100PM-0150PM MWF | HLMS 241 | R PASNAU D | | 39 |
| | | | 020 19240 1230PM-0145PM TR | HLMS 267 | RC CAMERON | | 39 |
| ◆ PHIL 3010 | 3 | HIST/MODERN PHILOSOPHY | PREREQ SOPH PHIL MAJOR, OR JR/SR STANDING. SEC 010 FOR PHIL MAJORS; SEC 020 FOR NONMAJORS. | | | | |
| | | | 010 19241 1200PM-1250PM MWF | HLMS 237 | W WAXMAN D | | 39 |
| | | | 020 22626 0330PM-0445PM TR | HLMS 241 | RC CAMERON | | 39 |
| ◆ PHIL 3100 | 3 | ETHICAL THEORY | PREREQ OR COREQ PHIL 3480. | | | | |
| | | | 010 19242 0930AM-1045AM TR | HLMS 241 | L BOVENS | | 39 |
| ◆ PHIL 3140 | 3 | ENVIRONMENTAL ETHICS | PREREQ JR STANDING OR PHIL 1100, 1200, 2200, 3100, OR 3200. | | | | |
| | | | 010 19244 1100AM-1215PM TR | HLMS 267 | J PIERC | | 39 |
| ◆ PHIL 3160 | 3 | BIOETHICS | 010 23061 0200PM-0315PM TR | HUMN 1B80 | J PIERC | | 39 |
| ◆ PHIL 3180 | 3 | CRIT THINKNG-CONTEMP TPCS | PREREQ JR STANDING. | | | | |
| | | | 010 19247 1100AM-1150AM MWF | HLMS 177 | SB BRINDELL | | 25 |
| PHIL 3340 | 3 | EPISTEMOLOGY | PREREQ 12 HRS PHIL COURSEWORK, INCL PHIL 2440 & 3010. RECOMMENDED PREREQ PHIL 3480. | | | | |
| | | | 010 19250 1100AM-1150AM MWF | HLMS 263 | M HUEMER | | 39 |
| ◆ PHIL 3430 | 3 | HIST SCI-NEWTON/EINSTEIN | REGISTERING FOR A RECITATION SECTION AUTOMATICALLY ADDS THE LECTURE. | | | | |
| | | | 010 0200PM-0250PM MW | HLMS 199 | SB BRINDELL | | 94 |
| | | | R011 1100AM-1150AM F | HALE 240 | | | 24 |
| | | | R012 1200PM-1250PM F | | | | 24 |
| | | | R013 0200PM-0250PM F | HLMS 177 | | | 23 |
| | | | R014 0200PM-0250PM F | HLMS 259 | | | 23 |
| ◆ PHIL 3480 | 3 | CRIT THINKNG/WRTNG PHIL | PREREQ OR COREQ PHIL 2440. RESTRICTED TO JR/SR PHIL MAJORS. | | | | |
| | | | 010 19252 0330PM-0445PM TR | HLMS 229 | MA PEIRCE | | 25 |
| PHIL 3700 | 3 | AESTHETIC THEORY | 010 22629 0100PM-0150PM MWF | HLMS 211 | JA FISHER | | 39 |
| PHIL 4010 | 3 | SINGLE PHILOSOPHER-HUME | 001 19255 0200PM-0250PM MWF | HLMS 245 | W MORRISTON | | 33 |
| PHIL 4200 | 3 | CONTEMP POLITCL PHIL | SAME AS PHIL 5200. | | | | |
| | | | 001 22630 1200PM-0115PM MW | HLMS 177 | C MILLS | | 18 |
| PHIL 4260 | 3 | PHILOSOPHY OF LAW | SAME AS PHIL 5260. | | | | |
| | | | 001 19257 1000AM-1050AM MWF | HLMS 245 | DI BOONIN | | 18 |
| PHIL 4360 | 3 | METAPHYSICS | PREREQS PHIL 2440, 3010, 3340, AND 3480. SAME AS PHIL 5360. | | | | |
| | | | 001 19258 1000AM-1050AM MWF | HLMS 255 | AS VINUEZA | | 18 |
| PHIL 4400 | 3 | PHILOSOPHY OF SCIENCE | SAME AS PHIL 5400. | | | | |
| | | | 001 19259 1100AM-1215PM TR | MUEN E118 | CE CLELAND | | 18 |
| ◆ PHIL 4450 | 3 | HIST AND PHIL OF PHYSICS | PREREQ 1 YEAR PHYSICS OR INSTRUCTOR CONSENT. SAME AS PHIL 5450 AND PHYS 4450/5450. | | | | |
| | | | 001 19260 0930AM-1045AM TR | HLMS 177 | SJ LEEDS | | 7 |
| PHIL 4600 | 1 | THEOLOGY FORUM SEMINAR | 010 23606 TBA | | | | 20 |

◆ Indicates an arts and sciences core course.



| | | | | | | | |
|-------------|---|--------------------------|--|------------|---------------|--|-----|
| | | | R226 19360 1200PM-1250PM R | DUAN G2B47 | | | 32 |
| | | | R227 19361 0100PM-0150PM R | DUAN G2B21 | | | 32 |
| | | | R228 19362 0200PM-0250PM R | DUAN G2B47 | | | 32 |
| ◆ PHYS 1120 | 4 | GENERAL PHYSICS 2 | PREREQ PHYS 1110. COREQ MATH 2300 OR APPM 1360; AND PHYS 1140. SECS 800-801 RESTRICTED TO PHYS/EPEN MAJORS. EVENINGS EXAMS AT 7:30PM ON TUES, FEB 13, MAR 13, & APR 17, IN DUAN G-1B20 & G-1B30. SECTION 800 WILL HAVE SEPARATE EXAMS TIMES. | | | | |
| | | | 200 1000AM-1050AM MWF | DUAN G1B30 | M DUBSON | | 342 |
| | 0 | RECITATION | R201 19364 0800AM-0850AM T | DUAN G2B47 | | | 29 |
| | | | R202 19365 0900AM-0950AM T | DUAN G2B41 | | | 29 |
| | | | R203 19366 1000AM-1050AM T | DUAN G2B41 | | | 29 |
| | | | R204 19367 1000AM-1050AM T | DUAN G2B47 | | | 29 |
| | | | R205 19368 1000AM-1050AM T | DUAN G2B21 | | | 29 |
| | | | R206 19369 1100AM-1150AM T | DUAN G2B41 | | | 29 |
| | | | R207 19370 1100AM-1150AM T | DUAN G2B47 | | | 28 |
| | | | R208 19371 1200PM-1250PM T | DUAN G2B41 | | | 28 |
| | | | R209 19372 0100PM-0150PM T | DUAN G2B41 | | | 28 |
| | | | R210 19373 0200PM-0250PM T | DUAN G2B41 | | | 28 |
| | | | R211 19374 0200PM-0250PM T | DUAN G2B47 | | | 28 |
| | | | R212 19375 0300PM-0350PM T | DUAN G2B41 | | | 28 |
| | 4 | GENERAL PHYSICS 2 | 800 0200PM-0250PM MWF | DUAN G2B21 | L RADZIHOVSKY | | 30 |
| | 0 | RECITATION | R601 0300PM-0350PM T | DUAN G2B60 | | | 30 |
| ◆ PHYS 1140 | 1 | EXPERIMENTAL PHYSICS 1 | PREREQ PHYS 1110. COREQ PHYS 1120. FIRST LAB MEETING IS REQUIRED, EVEN IF IT PRECEDES THE FIRST LECTURE. | | | | |
| | | | 100 0400PM-0450PM R | DUAN G1B20 | DS JIN | | 176 |
| | 0 | LAB | L101 19379 0800AM-0950AM M | DUAN G2B66 | | | 22 |
| | | | L102 19380 0800AM-0950AM R | DUAN G2B66 | | | 22 |
| | | | L103 19381 1000AM-1150AM T | DUAN G2B66 | | | 22 |
| | | | L104 19382 1200PM-0150PM R | DUAN G2B66 | | | 22 |
| | | | L105 19383 0200PM-0350PM M | DUAN G2B66 | | | 22 |
| | | | L106 19384 0200PM-0350PM W | DUAN G2B66 | | | 22 |
| | | | L107 19385 0200PM-0350PM F | DUAN G2B66 | | | 22 |
| | | | L108 19386 1200PM-0150PM W | DUAN G2B66 | | | 22 |
| | 1 | EXPERIMENTAL PHYSICS 1 | 200 0400PM-0450PM F | DUAN G1B20 | DS JIN | | 154 |
| | 0 | LAB | L221 19388 0800AM-0950AM T | DUAN G2B66 | | | 22 |
| | | | L222 19389 1000AM-1150AM R | DUAN G2B66 | | | 22 |
| | | | L223 19390 1200PM-0150PM M | DUAN G2B66 | | | 22 |
| | | | L224 19391 1200PM-0150PM T | DUAN G2B66 | | | 22 |
| | | | L225 19392 0200PM-0350PM T | DUAN G2B66 | | | 22 |
| | | | L226 19393 0200PM-0350PM R | DUAN G2B66 | | | 22 |
| | | | L227 19394 0400PM-0550PM T | DUAN G2B66 | | | 22 |
| ◆ PHYS 1230 | 3 | LIGHT/COLOR NONSCIENTIST | 001 19397 1100AM-1215PM TR | DUAN G125 | MM MURNANE | | 72 |
| ◆ PHYS 1240 | 3 | SOUND AND MUSIC | 001 19398 1000AM-1050AM MWF | DUAN G1B20 | N ASHBY | | 216 |
| ◆ PHYS 1600 | 4 | ORDER, CHAOS, COMPLEXITY | SAME AS GEOL 1600. | | | | |
| | | | 010 0800AM-0850AM MWF | DUAN G125 | JB RUNDLE | | 72 |
| | 0 | RECITATION | R011 22498 1000AM-1050AM W | DUAN G2B41 | | | 24 |
| | | | R012 22499 0100PM-0150PM R | DUAN G2B47 | | | 24 |
| | | | R013 22500 1000AM-1050AM M | DUAN G2B41 | | | 24 |
| ◆ PHYS 2010 | 5 | GENERAL PHYSICS 1 | PREREQS HIGH SCHOOL ALGEBRA AND TRIGONOMETRY. EVENING EXAMS AT 7:30PM ON TUES, FEB 6, MAR 6, & APR 10, IN DUANE G-1B30 & G-1B20. | | | | |
| | | | 200 1200PM-1250PM MWF | DUAN G1B30 | AD FRANKLIN | | 300 |
| | 0 | LAB | L201 19400 1000AM-1150AM M | DUAN G2B90 | | | 30 |
| | | | L202 19401 0200PM-0350PM M | DUAN G2B90 | | | 30 |
| | | | L203 19402 0800AM-0950AM T | DUAN G2B90 | | | 30 |
| | | | L204 19403 1200PM-0150PM T | DUAN G2B90 | | | 30 |
| | | | L205 19404 0200PM-0350PM T | DUAN G2B90 | | | 30 |
| | | | L206 19405 0800AM-0950AM W | DUAN G2B90 | | | 30 |
| | | | L207 19406 1000AM-1150AM R | DUAN G2B90 | | | 30 |
| | | | L208 19407 1000AM-1150AM F | DUAN G2B90 | | | 30 |
| | | | L209 19408 0400PM-0550PM M | DUAN G2B90 | | | 30 |
| | | | L210 19409 0200PM-0350PM R | DUAN G2B90 | | | 30 |

Sections 700-899 are controlled enrollment - see department for eligibility

Core Course Department Course Number Credits Course Title
 Sec. Number Call Number Time/Days Bldg/Room Instructor Max. Enrollment

| | | | | | | | |
|---------------|--------------------------|-------|---|------------|-------------------|---------------------------|-----|
| ◆ PHYS 2020 5 | GENERAL PHYSICS 2 | | PREREQ PHYS 2010. EVENING EXAMS AT 7:30PM ON TUES, FEB 6, MAR 6, & APR 10 IN CHEM 140, CHEM 142 & MATH 100. SEE FINAL EXAM SCHEDULE FOR COMMON FINAL. | 100 | 1100AM-1150AM MWF | DUAN G1B20 AM HERMANN | 216 |
| 0 | LAB | | DZ ANDERSON | L101 19411 | 0800AM-0950AM M | DUAN G2B88 | 14 |
| | | | | L102 19412 | 0200PM-0350PM M | DUAN G2B88 | 15 |
| | | | | L103 19413 | 0800AM-0950AM T | DUAN G2B88 | 14 |
| | | | | L104 19414 | 1000AM-1150AM T | DUAN G2B88 | 15 |
| | | | | L105 19415 | 0200PM-0350PM T | DUAN G2B88 | 15 |
| | | | | L106 19416 | 0400PM-0550PM T | DUAN G2B88 | 15 |
| | | | | L107 19417 | 1200PM-0150PM W | DUAN G2B88 | 29 |
| | | | | L108 19418 | 0200PM-0350PM W | DUAN G2B88 | 15 |
| | | | | L109 19419 | 0800AM-0950AM R | DUAN G2B88 | 14 |
| | | | | L110 19420 | 1200PM-0150PM R | DUAN G2B88 | 15 |
| | | | | L111 19421 | 0200PM-0350PM R | DUAN G2B88 | 15 |
| | | | | L112 19422 | 0400PM-0550PM R | DUAN G2B88 | 15 |
| | | | | L113 19423 | 0800AM-0950AM F | DUAN G2B88 | 14 |
| | | | | L114 19424 | 0200PM-0350PM F | DUAN G2B88 | 15 |
| 5 | GENERAL PHYSICS 2 | | DZ ANDERSON | 200 | 0100PM-0150PM MWF | DUAN G1B20 AM HERMANN | 216 |
| ◆ PHYS 2020 0 | LAB | | DZ ANDERSON | L221 19426 | 0800AM-0950AM M | DUAN G2B88 | 14 |
| | | | | L222 19427 | 0200PM-0350PM M | DUAN G2B88 | 15 |
| | | | | L223 19428 | 0800AM-0950AM T | DUAN G2B88 | 14 |
| | | | | L224 19429 | 1000AM-1150AM T | DUAN G2B88 | 15 |
| | | | | L225 19430 | 0200PM-0350PM T | DUAN G2B88 | 15 |
| | | | | L226 19431 | 0400PM-0550PM T | DUAN G2B88 | 15 |
| | | | | L227 19432 | 1000AM-1150AM W | DUAN G2B88 | 29 |
| | | | | L228 19433 | 0200PM-0350PM W | DUAN G2B88 | 15 |
| | | | | L229 19434 | 0800AM-0950AM R | DUAN G2B88 | 14 |
| | | | | L230 19435 | 1200PM-0150PM R | DUAN G2B88 | 15 |
| | | | | L231 19436 | 0200PM-0350PM R | DUAN G2B88 | 15 |
| | | | | L232 19437 | 0400PM-0550PM R | DUAN G2B88 | 15 |
| | | | | L233 19438 | 0800AM-0950AM F | DUAN G2B88 | 14 |
| | | | | L234 19439 | 0200PM-0350PM F | DUAN G2B88 | 15 |
| PHYS 2130 3 | GENERAL PHYSICS 3 | | PREREQS PHYS 1120 AND 1140, OR ECEN 2250 AND 3400. COREQ MATH 2400. EVENING EXAMS AT 7:30PM ON TUES, FEB 13 & MAR 20, IN MUEN E-050. | 001 19440 | 0100PM-0150PM MWF | DUAN G1B30 DS DESSAU | 342 |
| PHYS 2140 3 | METHODS/THEORETICAL PHYS | | PREREQ PHYS 1120; COREQ MATH 2400 OR APPM 2350. | 001 19441 | 1200PM-1250PM MWF | DUAN G131 JM WAHR | 48 |
| PHYS 2150 1 | EXPERIMENTAL PHYSICS | | PREREQS PHYS 1120 AND 1140. | 200 | 0400PM-0450PM T | DUAN G2B41 JP CUMALAT | 36 |
| 0 | LAB | | | L201 19443 | 0100PM-0250PM T | DUAN G2B70 | 18 |
| | | | | L202 19444 | 0100PM-0250PM R | DUAN G2B70 | 18 |
| PHYS 2170 3 | FOUNDATIONS MOD PHYSICS | | PREREQ PHYS 2140. COREQ MATH 2400 OR APPM 2350. EVENINGS EXAMS ON TUES, FEB 20, MAR 20, & APR 17, IN DUANE G-2B21. | 001 19447 | 0100PM-0150PM MWF | DUAN G2B60 ER KINNEY | 36 |
| ◆ PHYS 3050 3 | WRITING IN PHYSICS | | PREREQS PHYS 2130 OR 2170 & LOWER-DIVISION CORE WRITING REQUIREMENT. | 001 19455 | 0200PM-0315PM TR | DUAN G1B25 P WEIS-TAYLOR | 18 |
| ◆ PHYS 3070 3 | ENERGY & THE ENVIRONMENT | | | 001 19456 | 1200PM-1250PM MWF | DUAN G125 JR TAYLOR | 72 |
| PHYS 3210 3 | ANALYTICAL MECHANICS | | PREREQS PHYS 1120, 2140 AND APPM 2360. | 001 19457 | 0200PM-0250PM MWF | DUAN G2B60 H HORANYI | 37 |
| PHYS 3220 3 | QUANTUM MECH/ATOM PHYS 1 | | PREREQS PHYS 2140, 2130 OR 2170, & 3210. | 001 19458 | 0900AM-0950AM MWF | DUAN G1B25 SP DE ALWIS | 23 |
| PHYS 3310 3 | PRIN ELEC-MAGNETISM 1 | | PREREQ PHYS 2130 OR 2170, AND PHYS 2140. | 001 19459 | 0100PM-0150PM MWF | DUAN G2B47 SE PARKER | 36 |
| PHYS 3320 3 | PRIN ELEC-MAGNETISM 2 | | PREREQ PHYS 3310. | 001 19460 | 1100AM-1150AM MWF | DUAN G2B47 KT MAHANTHAPPA | 49 |

Political Science - Ketchum 106 (303-492-7871)

THIS DEPARTMENT USES BOTH AUTOMATIC AND RESEQUENCED WAIT LISTS. (SEE "USING WAIT LISTS" IN THE FRONT OF THIS SCHEDULE.) STUDENTS NOT ATTENDING THE FIRST TWO CLASSES MAY BE ADMINISTRATIVELY DROPPED. INDEPENDENT STUDY COURSE WORK IS AVAILABLE. PLEASE CONSULT THE DEPARTMENT OFFICE FOR FURTHER INFORMATION. MOST UPPER DIVISION PSCI COURSES NOW HAVE LOWER-DIVISION PREREQUISITES. PLEASE REFER TO THE UNIVERSITY OF COLORADO CATALOG. GRADUATE STANDING IS REQUIRED FOR ALL GRADUATE LEVEL COURSES. MASTERS LEVEL STUDENTS SHOULD ENROLL IN 5000-LEVEL COURSES. DOCTORAL LEVEL STUDENTS SHOULD ENROLL IN 7000-LEVEL COURSES. GRADUATE STUDENTS NEEDING TO REGISTER FOR MASTER'S THESIS, MASTER'S DEGREE CANDIDATE, OR DOCTORAL THESIS, PLEASE CONSULT THE DEPARTMENT FOR FURTHER INFORMATION.

I. American

| | | | | | | | |
|---------------|---------------------------|-------|------------|-------------------|------------|--------------|-----|
| ◆ PSCI 1101 3 | AMERICAN POLITICAL SYS | | 100 | 0930AM-1020AM TR | MUEN E050 | ES GREENBERG | 405 |
| 0 | RECITATION | | R101 22862 | 0900AM-0950AM M | CLRE 301 | | 21 |
| | | | R102 19932 | 0900AM-0950AM W | KTCH 120 | | 21 |
| | | | R103 19933 | 0900AM-0950AM F | HUMN 250 | | 21 |
| | | | R104 19934 | 0800AM-0850AM T | HLMS 141 | | 21 |
| | | | R105 19935 | 0800AM-0850AM R | KTCH 303 | | 21 |
| | | | R106 19936 | 1000AM-1050AM M | KTCH 234 | | 21 |
| | | | R107 19937 | 1000AM-1050AM W | KTCH 118 | | 21 |
| | | | R108 19938 | 1000AM-1050AM F | KTCH 235 | | 21 |
| | | | R109 19939 | 1100AM-1150AM M | ECCR 118 | | 21 |
| | | | R110 19940 | 1100AM-1150AM W | KTCH 119 | | 21 |
| | | | R111 19941 | 1100AM-1150AM F | ECCR 118 | | 21 |
| | | | R112 19942 | 1100AM-1150AM T | DUAN G1B25 | | 21 |
| | | | R113 19943 | 1200PM-1250PM R | HLMS 271 | | 21 |
| | | | R114 19944 | 1200PM-1250PM M | MUEN E130 | | 22 |
| | | | R115 19945 | 1200PM-1250PM W | KTCH 119 | | 22 |
| | | | R116 19946 | 1200PM-1250PM F | MUEN E118 | | 22 |
| | | | R117 22878 | 1200PM-1250PM M | MUEN E118 | | 22 |
| | | | R118 23488 | 0900AM-0950AM M | KTCH 118 | | 22 |
| | | | R119 23489 | 0800AM-0850AM W | KTCH 303 | | 22 |
| PSCI 2101 3 | PUBLIC POLICY ANALY:HONR | | 880 | 1000AM-1050AM MWF | HALE 235 | RD BRUNNER | 15 |
| | | | | | | | |
| PSCI 2481 3 | INTRO TO LEGAL PROCESSES | | 001 23416 | 0930AM-1045AM TR | KTCH 303 | J MC IVER | 36 |
| ◆ PSCI 3011 3 | THE AMERICAN PRESIDENCY | | | | | | |
| | | | | | | | |
| | | | 001 19977 | 0200PM-0315PM TR | EDUC 220 | LH MC NOWN | 95 |
| | | | | | | | |
| | | | 880 | 0930AM-1045AM TR | LIBR N424A | LH MC NOWN | 15 |
| PSCI 3031 3 | POL PARTIES/PRESSRE GRPS | | 001 22924 | 0900AM-0950AM MWF | KTCH 235 | G FUGATE | 35 |
| | | | 002 22923 | 1100AM-1150AM MWF | KTCH 235 | G FUGATE | 35 |
| PSCI 3051 3 | PUB OPINION/POL BEHAVIOR | | 001 19982 | 0330PM-0445PM TR | GUGG 205 | P JARAMILLO | 35 |
| | | | 002 19983 | 1230PM-0145PM TR | KTCH 235 | P JARAMILLO | 35 |
| PSCI 3201 3 | ENVIRONMENT/PUBL POLICY | | 001 19997 | 0900AM-0950AM MWF | HLMS 241 | WD COSTAIN | 50 |
| | | | 002 19998 | 0930AM-1045AM TR | HLMS 267 | N BILLICA | 50 |
| ◆ PSCI 4131 3 | LATINOS/U.S. POLIT SYSTM | | 001 23221 | 1200PM-1250PM MWF | HUMN 125 | JF MARICHAL | 30 |
| | | | 002 23224 | 0200PM-0250PM MWF | MUEN E131 | JF MARICHAL | 30 |
| PSCI 4161 3 | POL ETHIC-POLICY ANALYSIS | | 001 20007 | 1100AM-1150AM MWF | KTCH 301 | DR ECKART | 32 |
| PSCI 4251 3 | CONSTITUTIONAL LAW 2 | | 001 20010 | 1200PM-1250PM MWF | KTCH 234 | WD COSTAIN | 45 |
| ◆ PSCI 4291 3 | SEX DISCR-FED/STATE LAW | | 001 22869 | 1100AM-1215PM TR | HUMN 1B90 | SM RUCKI | 40 |
| | | | 001 20011 | 1000AM-1050AM MWF | KTCH 301 | DR ECKART | 32 |



| | | | | | | | | | |
|-------------|------|---------------------------|-------|--|------------|--------------|----|--|--|
| ◆ PHYS 3340 | 3 | INTRO/RSCH/OPTICAL PHYS | | PREREQ PHYS 3330. | | | | | |
| | 010 | | | 0100PM-0150PM TR | DUAN G2B60 | DF BARTLETT | 36 | | |
| | L011 | 0 | LAB | 19462 0900AM-1150AM R | DUAN G230 | | 12 | | |
| | L012 | | | 19463 0200PM-0450PM T | DUAN G230 | | 12 | | |
| | L013 | | | 19464 0200PM-0450PM R | DUAN G230 | | 12 | | |
| PHYS 4130 | 3 | BIOL ELECTRON MICROSCOPY | | PREREQ MCDB 1150 OR EPOB 1220 OR MCDB 4500 OR 5500 | | | | | |
| | | PRINC/RECENT ADVANCES | | PHYS 1120 OR 2020, OR INSTRUCTOR CONSENT. SAME AS MCDB | | | | | |
| | | | | 4130/5130 AND PHYS 5130. | | | | | |
| | 001 | | | 19465 0200PM-0315PM TR | MCDB A350 | M FOTINO | 15 | | |
| PHYS 4230 | 3 | THERMODYNAM STAT MECH | | PREREQS PHYS 3210 AND APPM 2360. | | | | | |
| | 001 | | | 19466 0300PM-0350PM MWF | DUAN G131 | AV ANDREEV | 45 | | |
| PHYS 4340 | 3 | INTRO-SOLID STATE PHYS | | PREREQS PHYS 3220 AND 4230. SAME AS ECEN 4345. | | | | | |
| | 001 | | | 19467 0930AM-1045AM TR | DUAN G1B25 | JC PRICE | 23 | | |
| PHYS 4410 | 3 | QUANTUM MECH/ATOM PHYS 2 | | PREREQS PHYS 3220 AND 3320. | | | | | |
| | 001 | | | 19468 0200PM-0250PM MWF | DUAN G2B47 | AR BARKER | 36 | | |
| ◆ PHYS 4420 | 3 | NUCLEAR/PARTICLE PHYSICS | | PREREQ PHYS 4410. | | | | | |
| | 001 | | | 19469 1100AM-1150AM MWF | DUAN G2B41 | U NAUENBERG | 36 | | |
| ◆ PHYS 4430 | 3 | INTRO/RSCH/MODRN PHYSICS | | PREREQS PHYS 3220 AND 3320. COREQ PHYS 4410. SAME AS PHYS | | | | | |
| | | | | 5430. | | | | | |
| | 010 | | | 0100PM-0150PM TR | DUAN G2B60 | DF BARTLETT | 36 | | |
| | L011 | 0 | LAB | 19471 0900AM-1150AM R | DUAN G230 | | 12 | | |
| | L012 | | | 19472 0200PM-0450PM T | DUAN G230 | | 12 | | |
| | L013 | | | 19473 0200PM-0450PM R | DUAN G230 | | 12 | | |
| ◆ PHYS 4450 | 3 | HIST AND PHIL OF PHYSICS | | PREREQ PHYS 1020-1120. SAME AS PHYS 5450 AND PHIL 4450/5450. | | | | | |
| | 001 | | | 22633 0930AM-1045AM TR | HLMS 177 | SJ LEEDS | 6 | | |
| PHYS 4610 | 2 | PHYSICS HONORS | | PREREQ 3.00 GPA. | | | | | |
| | 800 | | | TBA | | AR BARKER | 20 | | |
| PHYS 4620 | 2 | PHYSICS HONORS | | PREREQ 3.00 GPA. | | | | | |
| | 800 | | | TBA | | AR BARKER | 20 | | |
| PHYS 4630 | 2 | PHYSICS HONORS | | PREREQ 3.00 GPA. | | | | | |
| | 800 | | | TBA | | AR BARKER | 20 | | |
| PHYS 4810 | 3 | TPC-MATH METHODS FOR SNRS | | 001 19479 0100PM-0150PM MWF | DUAN G2B21 | CH GREENE | 25 | | |
| PHYS 5040 | 3 | INTERMED MATH PHYSICS 2 | | PREREQ PHYS 5030. SAME AS MATH 5040. | | | | | |
| | 001 | | | 19495 0300PM-0350PM MWF | DUAN G2B21 | W WYSS | 36 | | |
| PHYS 5130 | 3 | BIOL ELECTRON MICROSCOPY | | PREREQ MCDB 1150 OR EPOB 1220 OR MCDB 4500 OR 5500 | | | | | |
| | | PRINC/RECENT ADVANCES | | OR PHYS 1120 OR 2020, OR INSTRUCTOR CONSENT. SAME AS PHYS | | | | | |
| | | | | 4130 AND MCDB 4130/5130. | | | | | |
| | 001 | | | 19496 0200PM-0315PM TR | MCDB A350 | M FOTINO | 15 | | |
| PHYS 5150 | 3 | INTRO PLASMA PHYSICS | | PREREQ PHYS 3310. SAME AS ASTR 5150. | | | | | |
| | 001 | | | 19497 1230PM-0145PM TR | DUAN G1B27 | MV GOLDMAN | 23 | | |
| PHYS 5260 | 3 | INTRO/QUANTUM MECHANIC 2 | | 001 19498 1100AM-1150AM MWF | DUAN G2B60 | M HOLLAND | 37 | | |
| PHYS 5430 | 3 | INTRO/RSCH/MODRN PHYSICS | | SAME AS PHYS 4430. | | | | | |
| | 010 | | | 0100PM-0150PM TR | DUAN G2B60 | DF BARTLETT | 36 | | |
| | L011 | 0 | LAB | 19500 0900AM-1150AM R | DUAN G230 | | 12 | | |
| | L012 | | | 19501 0200PM-0450PM T | DUAN G230 | | 12 | | |
| | L013 | | | 19502 0200PM-0450PM R | DUAN G230 | | 12 | | |
| PHYS 5450 | 3 | HIST AND PHIL OF PHYSICS | | SAME AS PHYS 4450 AND PHIL 4450/5450. | | | | | |
| | 001 | | | 22634 0930AM-1045AM TR | HLMS 177 | SJ LEEDS | 8 | | |
| PHYS 5770 | 3 | GRAVITATIONAL THEORY | | 001 22501 0200PM-0315PM TR | KTCH 235 | AJ HAMILTON | 30 | | |
| PHYS 7280 | 3 | ADVANCED QUANTUM THEORY | | 001 22504 1100AM-1150AM MWF | DUAN G1B25 | A HASENFRATZ | 23 | | |
| PHYS 7310 | 3 | ELECTROMAGNETIC THEORY 1 | | 001 19526 0100PM-0150PM MWF | DUAN G131 | TA DEGRAND | 48 | | |
| PHYS 7550 | 3 | ATOMIC/MOLECULAR SPECTRA | | 001 23343 0930AM-1045AM TR | DUAN G1B27 | EA CORNELL | 20 | | |
| | | | | | | JL BOHN | | | |

◆ Indicates an arts and sciences core course.



| | | | | | | | | | |
|-------------|-----|-----------------------|-------|------------------------|-----------|-----------|----|--|--|
| ◆ PSCI 4751 | 3 | THE POLITICS OF IDEAS | | RESTRICTED TO JRS/SRS. | | | | | |
| | 001 | | | 23540 0400PM-0630PM M | HUMN 1B90 | S CLARKE | 25 | | |
| PSCI 5011 | 3 | SEM-AMERICAN POLITICS | | SAME AS PSCI 7011. | | | | | |
| | 001 | | | 20071 0100PM-0330PM T | KTCH 116 | J MC IVER | 12 | | |
| PSCI 7011 | 3 | SEM-AMERICAN POLITICS | | SAME AS PSCI 5011. | | | | | |
| | 001 | | | 20185 0100PM-0330PM T | KTCH 116 | J MC IVER | 13 | | |

II. Comparative

| | | | | | | | | | |
|-------------|------|--------------------------|-------|---|------------|-------------|-----|--|--|
| ◆ PSCI 2012 | 3 | INTRO/COMPAR POLITICS | | SIMILAR TO PSCI 2112 AND 2122. SECS 880-881 ARE HONORS | | | | | |
| | | | | PROGRAM COURSES; SEE OFFICE AT LIBR M300L. | | | | | |
| | 100 | | | 1100AM-1150AM MW | HALE 270 | KJ NILES | 201 | | |
| 0 | R101 | RECITATION | | 22882 0900AM-0950AM M | MUEN E113 | | 26 | | |
| | R102 | | | 19957 0900AM-0950AM W | MUEN E113 | | 26 | | |
| | R103 | | | 19958 1100AM-1150AM F | DUAN G2B21 | | 26 | | |
| | R104 | | | 19959 1100AM-1150AM T | EKLC M203 | | 26 | | |
| | R105 | | | 19960 1100AM-1150AM R | MUEN E432 | | 26 | | |
| | R106 | | | 19961 1200PM-1250PM W | MUEN E118 | | 25 | | |
| | R107 | | | 19962 1000AM-1050AM W | KTCH 235 | | 26 | | |
| 3 | 880 | INTRO COMP POLITICS-HONR | | 1100AM-1150AM MW | HALE 270 | KJ NILES | 10 | | |
| | | | | 0200PM-0250PM W | LIBR M498 | | | | |
| | 881 | | | 1100AM-1150AM MW | HALE 270 | KJ NILES | 10 | | |
| | | | | 0300PM-0350PM W | LIBR M498 | | | | |
| ◆ PSCI 3032 | 3 | LATIN AMER POLITICAL SYS | | PREREQ PSCI 2012, IAFS 1000, IAFS OR IAFS MAJOR, OR | | | | | |
| | | | | INSTRUCTOR CONSENT. | | | | | |
| | 001 | | | 19980 0900AM-0950AM MWF | ECON 119 | MJ CAMOU | 35 | | |
| | 002 | | | 19981 0200PM-0250PM MWF | ECON 2 | MJ CAMOU | 35 | | |
| PSCI 3062 | 3 | REVOLUT & POLIT VIOLENCE | | PREREQ PSCI 1101 OR 2012, OR IAFS 1000. SIMILAR TO PSCI 3064. | | | | | |
| | 001 | | | 19987 0930AM-1045AM TR | KTCH 235 | KC JAGGERS | 45 | | |
| ◆ PSCI 3082 | 3 | POL SYS SUB-SAHARA AFRIC | | PREREQ PSCI 2012 OR IAFS 1000. | | | | | |
| | 001 | | | 22883 0330PM-0445PM TR | HALE 230 | JR SCARRITT | 45 | | |
| ◆ PSCI 4002 | 3 | WESTERN EUROPEAN POLITCS | | PREREQ PSCI 2012 OR IAFS 1000 RECOMMENDED. | | | | | |
| | 001 | | | 22884 1100AM-1215PM TR | ENVD 122 | JR KEHL | 35 | | |
| | 002 | | | 22885 0330PM-0445PM TR | GUGG 206 | JR KEHL | 35 | | |
| ◆ PSCI 4012 | 3 | GLOBAL DEVELOPMENT | | PREREQ PSCI 2012, ECON 2020, IAFS 1000, OR ONE UPPER-DIVISION | | | | | |
| | | | | PSCI COURSE. SIMILAR TO PSCI 4732 AND INVS 4732. | | | | | |
| | 001 | | | 1230PM-0145PM TR | HUMN 1B80 | KC JAGGERS | 45 | | |
| PSCI 5012 | 3 | SEM-COMPAR POLITICL SYST | | SAME AS PSCI 7012. | | | | | |
| | 001 | | | 20072 0100PM-0330PM W | KTCH 116 | JR SCARRITT | 12 | | |
| PSCI 7012 | 3 | SEM-COMPAR POLITICL SYST | | SAME AS PSCI 5012. | | | | | |
| | 001 | | | 20186 0100PM-0330PM W | KTCH 116 | JR SCARRITT | 13 | | |

III. International Relations

| | | | | | | | | | |
|-------------|------|--------------------------|-------|-------------------------|------------|------------|-----|--|--|
| ◆ PSCI 2223 | 3 | INTRO INTERNAT'L RELATNS | | | | | | | |
| | 100 | | | 0900AM-0950AM MW | MCDB A2B70 | R CALLAWAY | 240 | | |
| 0 | R101 | RECITATION | | 19968 1100AM-1150AM M | ECCR 245 | | 22 | | |
| | R102 | | | 19969 1100AM-1150AM W | KTCH 118 | | 22 | | |
| | R103 | | | 19970 0900AM-0950AM F | MUEN E113 | | 22 | | |
| | R104 | | | 19971 1100AM-1150AM T | STAD 112 | | 22 | | |
| | R105 | | | 22886 1100AM-1150AM W | MUEN E432 | | 22 | | |
| | R106 | | | 19972 1200PM-1250PM M | HLMS 241 | | 22 | | |
| | R107 | | | 19973 1200PM-1250PM W | KTCH 118 | | 22 | | |
| | R108 | | | 19974 1200PM-1250PM F | MUEN E130 | | 22 | | |
| | R109 | | | 19975 0900AM-0950AM F | KTCH 118 | | 22 | | |
| | R110 | | | 23490 0800AM-0850AM R | MUEN D144 | | 21 | | |
| | R111 | | | 23491 0800AM-0850AM F | MUEN E118 | | 21 | | |
| ◆ PSCI 3143 | 3 | PROBLEMS IN INTNL RLTN | | PREREQ PSCI 2223. | | | | | |
| | 001 | | | 19989 0100PM-0150PM MWF | MUEN E131 | R CALLAWAY | 45 | | |
| ◆ PSCI 3163 | 3 | AMERICAN FOREIGN POLICY | | PREREQ PSCI 2223. | | | | | |
| | 001 | | | 19991 1000AM-1050AM MWF | EKLC E1B50 | C DUECK | 45 | | |

Sections 700-899 are controlled enrollment - see department for eligibility

Core Course Department Course Number Credits Course Title Sec. Number Call Number Time/Days Bldg/Room Instructor Max. Enrollment

| | | | | | | | | | | | |
|-------------|---|--------------------------|-------|---------------------|-------------------|-----------------|-------------|----|--|--|--|
| PSCI 3193 | 3 | INTERNATIONAL BEHAVIOR | | PREREQ PSCI 2223. | | | | | | | |
| | | | 001 | 19996 | 1100AM-1215PM TR | ECON 119 | BA CARTRITE | 35 | | | |
| | | | 002 | 22887 | 0200PM-0315PM TR | MUEN E431 | BA CARTRITE | 35 | | | |
| | | | 880 | | 0930AM-1045AM TR | LIBR M300D | SS CHAN | 15 | | | |
| PSCI 4173 | 3 | INTERNATIONAL ORGANIZATN | | PREREQ PSCI 2223. | | | | | | | |
| | | | 001 | 20008 | 1000AM-1050AM MWF | GUGG 2 | GD YOUNG | 35 | | | |
| | | | 002 | 22889 | 1200PM-1250PM MWF | KTCH 301 | GD YOUNG | 35 | | | |
| PSCI 4183 | 3 | INTERNATIONAL LAW | | PREREQ PSCI 2223. | | | | | | | |
| | | | 001 | 20009 | 0200PM-0250PM MWF | HUMN 250 | M BRAKE | 60 | | | |
| ◆ PSCI 4783 | 3 | GLOBAL ISSUES | | PREREQ SR STANDING. | | | | | | | |
| | | | 001 | 20015 | 0300PM-0350PM MWF | MUEN E123 | C DUECK | 25 | | | |
| PSCI 5013 | 3 | SEM-INTERNAT'L RELATIONS | | SAME AS PSCI 7013. | | | | | | | |
| | | | 001 | 20073 | 0330PM-0600PM T | KTCH 116 | DA LEBLANG | 12 | | | |
| PSCI 5073 | 3 | SEM-GLOBAL POL ECONOMY | | SAME AS PSCI 7073. | | | | | | | |
| | | | 001 | 22898 | 0200PM-0430PM M | KTCH 116 | DA LEBLANG | 12 | | | |
| PSCI 5333 | 3 | GLOBAL/DEMOCRATIZATION | | 001 | 23408 | 0400PM-0650PM T | SEE DEPT | 20 | | | |
| PSCI 7013 | 3 | SEM-INTERNAT'L RELATIONS | | SAME AS PSCI 5013. | | | | | | | |
| | | | 001 | 20187 | 0330PM-0600PM T | KTCH 116 | DA LEBLANG | 13 | | | |
| PSCI 7073 | 3 | SEM-GLOBAL POL ECONOMY | | SAME AS PSCI 5073. | | | | | | | |
| | | | 001 | 22899 | 0200PM-0430PM M | KTCH 116 | DA LEBLANG | 13 | | | |

IV. Political Theory

| | | | | | | | | | | | |
|-------------|---|--------------------------|-------|-------------------------------|-------|-------------------|-----------|-----------|----|--|--|
| ◆ PSCI 2004 | 3 | SURVY/WESTRN POL THOUGHT | ... | 001 | 19953 | 1100AM-1150AM MWF | DUANG 131 | B HENDRIX | 35 | | |
| | | | | 003 | 22895 | 1100AM-1215PM TR | KTCH 303 | AE STOCK | 35 | | |
| | | | | 004 | 22896 | 0200PM-0315PM TR | KTCH 234 | AE STOCK | 35 | | |
| ◆ PSCI 2074 | 3 | QUANT RSRCH METHODS | | SIMILAR TO PSCI 4074. | | | | | | | |
| | | | | 001 | 23617 | 0100PM-0150PM MWF | EDUC 155 | JA HAYES | 50 | | |
| ◆ PSCI 3054 | 3 | AMERICAN POLITCL THOUGHT | | RECOMMENDED PREREQ PSCI 2004. | | | | | | | |
| | | | | 001 | 19984 | 1230PM-0145PM TR | KTCH 234 | TJ TECZA | 45 | | |
| PSCI 4024 | 3 | SENIOR SEMINAR | | PREREQ PSCI 2004. | | | | | | | |
| | | | | 001 | 22897 | 1230PM-0145PM TR | HALE 260 | DR MAPEL | 25 | | |
| ◆ PSCI 4734 | 3 | POLITICS AND LITERATURE | | RESTRICTED TO JRS/SRS. | | | | | | | |
| | | | | 001 | 20012 | 0330PM-0600PM W | KTCH 119 | F BEER | 25 | | |
| PSCI 5004 | 3 | SEMINAR-POLITICAL THEORY | | SAME AS PSCI 7004. | | | | | | | |
| | | | | 001 | 20069 | 0330PM-0600PM R | KTCH 116 | DR MAPEL | 12 | | |
| PSCI 7004 | 3 | SEMINAR-POLITICAL THEORY | | SAME AS PSCI 5004. | | | | | | | |
| | | | | 001 | 20183 | 0330PM-0600PM R | KTCH 116 | DR MAPEL | 13 | | |

V. Public Administration

| | | | | | | | | | | | |
|-----------|---|-------------------------|-------|--------------------|-------|-----------------|----------|----------|----|--|--|
| PSCI 5026 | 3 | PROBLEM ORIENTATION | | SAME AS PSCI 026. | | | | | | | |
| | | | | 001 | 20074 | 0330PM-0600PM W | KTCH 116 | JS FITCH | 12 | | |
| PSCI 5116 | 3 | CONTEXT-SENS RSRCH METH | | SAME AS PSCI 7116. | | | | | | | |
| | | | | 001 | 22901 | 0100PM-0330PM R | KTCH 116 | S CLARKE | 12 | | |
| PSCI 7026 | 3 | PROBLEM ORIENTATION | | SAME AS PSCI 5026. | | | | | | | |
| | | | | 001 | 20188 | 0330PM-0600PM W | KTCH 116 | JS FITCH | 13 | | |
| PSCI 7116 | 3 | CONTEXT-SENS RSRCH METH | | SAME AS PSCI 5116. | | | | | | | |
| | | | | 001 | 22900 | 0100PM-0330PM R | KTCH 116 | S CLARKE | 13 | | |

VI. General

| | | | | | | | | | | | |
|-----------|-----|----------------------------|-------|-------------------|-------|-------------------|----------|---------------|----|--|--|
| PSCI 4008 | 3 | PSCI HONORS THESIS | | 801 | | 0330PM-0600PM R | HALE 235 | S CLARKE | 15 | | |
| PSCI 4028 | 3 | TPC-INT'L HUMAN RIGHTS LAW | | 001 | 22888 | 1200PM-1250PM MWF | HLMS 267 | M BRAKE | 45 | | |
| | | TPC-INT'L ENVIRONMNTL LAW | | 002 | 20003 | 0930AM-1045AM TR | KTCH 234 | A HALVORSSSEN | 45 | | |
| PSCI 4938 | 3-6 | INTERNSHIP IN GOVERNMENT | | PREREQ PSCI 1101. | | | | | | | |
| | | | | 801 | | TBA | | TJ TECZA | 25 | | |
| PSCI 7028 | 1 | TEACHING PSCI PART 3 | | 001 | 23053 | 0100PM-0150PM M | KTCH 116 | DR ECKART | 20 | | |

Core Course Department Course Number Credits Course Title Sec. Number Call Number Time/Days Bldg/Room Instructor Max. Enrollment

| | | | | | | | | | | |
|-------------|--------------------------|---------------------------|-------|---|------------------|-------------------|---------------|---------------|-----|--|
| 4 | STATISTICS/RESRCH METHDS | | 200 | 1230PM-0145PM TR | MUEN E050 | PG POLSON | 100 | | | |
| 0 | LAB | | L210 | 20447 | 1100AM-1250PM F | MUEN D346 | | 20 | | |
| | | | L211 | 20448 | 1100AM-1250PM W | MUEN D346 | | 20 | | |
| | | | L212 | 20449 | 0800AM-0950AM R | MUEN D346 | | 20 | | |
| | | | L213 | 20450 | 1000AM-1150AM R | MUEN D346 | | 20 | | |
| | | | L214 | 20451 | 0300PM-0450PM T | MUEN D346 | | 20 | | |
| 4 | STATISTICS/RESRCH METHDS | | 300 | 23632 | 0330PM-0445PM TR | EKLC E1B20 | D MARTICHUSKI | 100 | | |
| 0 | LAB | | L310 | 23633 | 0900AM-1050AM M | MUEN E0014 | | 20 | | |
| | | | L311 | 23634 | 1000AM-1150AM T | MUEN E0014 | | 20 | | |
| | | | L312 | 23635 | 1100AM-1250PM W | MUEN E0014 | | 20 | | |
| | | | L313 | 23636 | 1100AM-1250PM R | MUEN E0014 | | 20 | | |
| | | | L314 | 23637 | 0900AM-1050AM F | MUEN E0014 | | 20 | | |
| 4 | STAT AND RES MTHDS-HONRS | | 880 | 1230PM-0145PM TR | MUEN D346 | GH MCCLELLAND | 15 | | | |
| 0 | LAB | | L881 | 0500PM-0650PM T | MUEN D346 | | | 15 | | |
| ◆ PSYC 4001 | 3 | HONORS SEMINAR 2 | | PREREQ INSTRUCTOR CONSENT. | | | | | | |
| | | | | 801 | 0100PM-0330PM T | MUEN E411B | DJ MIKLOWITZ | 12 | | |
| PSYC 4011 | 1-6 | SENIOR THESIS | | 800 | TBA | | | 50 | | |
| PSYC 4511 | 3 | HISTORY OF PSYCHOLOGY | | RESTRICTED TO JRS/SRS. RESTRICTED TO MAJORS UNTIL DEC 1. | | | | | | |
| | | | | 001 | 20554 | 0200PM-0250PM MWF | MUEN E0046 | B KING | 106 | |
| ◆ PSYC 4521 | 3 | | | RESTRICTED TO SR/PSYC MAJORS UNTIL DEC 1. | | | | | | |
| | | CT-ADOLESCENT RISK BEHAV | | 001 | 20555 | 0330PM-0445PM TR | MUEN E123 | R JESSOR | 25 | |
| | | CT-CONTROVERSIES IN PSYC | | 002 | 20556 | 0100PM-0150PM MWF | MUEN E123 | EJ CROTHERS | 25 | |
| | | CT-PSYC OF CLSE RLTNSHPS | | 003 | 20557 | 1100AM-1215PM TR | MUEN E411A | MA WHISMAN | 25 | |
| | | CT-BIOLOG BASIS: VIOLENCE | | 004 | 20558 | 1230PM-0145PM TR | RAMY N1831 | T SMOCK | 25 | |
| | | CT-PSYC-FORENSIC PROBLMS | | 005 | 20559 | 0300PM-0530PM W | MUEN E130 | HALPERN | 20 | |
| | | CT-RECOVERY OF FUNCTION | | 006 | 20560 | 0200PM-0315PM TR | MUEN E411A | TD HERNANDEZ | 20 | |
| | | CT-CONTROVERSIES IN PSYC | | 007 | 20561 | 1000AM-1050AM MWF | MUEN E123 | EJ CROTHERS | 25 | |
| ◆ PSYC 4521 | 3 | CT-PERSONALITY/COMPETENC | | 008 | 23711 | 0930AM-1045AM TR | CHEM 270 | TK LANDAUER | 25 | |
| PSYC 4541 | 3 | TPC-HEALTH PSYCHOLOGY | | 001 | 20563 | 0500PM-0615PM TR | MUEN E064 | B VAN DORSTEN | 38 | |
| | | TPC-JUVENILE DELINQUENCY | | 001 | 0400PM-0550PM TR | MUEN E131 | EA BLECHMAN | 45 | | |
| PSYC 4911 | 3 | TEACHING OF PSYCHOLOGY | | PREREQ SEE ADVISOR, MUEN D243. | | | | | | |
| | | | | 800 | TBA | | B KING | 50 | | |
| | | | | 801 | TBA. | | JE BERTA | 50 | | |
| | | | | 802 | TBA | | D MARTICHUSKI | 50 | | |
| PSYC 4931 | 3 | FIELD PLACEMENT INTERN | | PREREQS PSYC MAJOR & 15 HRS PSYC COURSEWORK. RESTRICTED TO JR/SR PSYC MAJORS. | | | | | | |
| | | | | 801 | 0900AM-1050AM M | MUEN E411A | NA SMUTZLER | 20 | | |
| PSYC 5751 | 4 | GENERAL STATISTICS | | PREREQ INSTRUCTOR CONSENT. | | | | | | |
| | | | | 100 | 0330PM-0445PM TR | MUEN E113 | GH MCCLELLAND | 20 | | |
| | | | | | | | CM JUDD | | | |
| 0 | LAB | | L101 | 20658 | 0130PM-0320PM R | MUEN E311 | | 20 | | |
| PSYC 7061 | 2 | RESEARCH PRACTICUM | | PREREQ INSTRUCTOR CONSENT. REQUIRES ADDL TIME OUTSIDE CLASS. | | | | | | |
| | | | | 001 | 20858 | 0100PM-0250PM M | MUEN E411B | AF HEALY | 12 | |

II. Biological

| | | | | | | | | | | |
|-------------|---|-------------------------|-------|--|-------|-------------------|------------|-------------|-----|--|
| ◆ PSYC 2012 | 3 | BIOLOGICAL PSYCH 1 | | PREREQ COMPLETION OF 12 OR MORE HOURS COURSEWORK. RESTRICTED TO MAJORS UNTIL DEC 1. | | | | | | |
| | | | | 001 | 20416 | 0800AM-0915AM TR | MUEN E0046 | T SMOCK | 114 | |
| | | | | 002 | 20417 | 0330PM-0445PM TR | MUEN E0046 | H ALPERN | 109 | |
| ◆ PSYC 2022 | 3 | BIOLOGICAL PSYCH 2 | | PREREQ PSYC 2012. | | | | | | |
| | | | | 001 | 20418 | 0930AM-1045AM TR | MUEN E131 | S CAMPEAU | 46 | |
| PSYC 3102 | 3 | BEHAVIORAL GENETICS | | 001 | 20454 | 0930AM-1045AM TR | MUEN E064 | CA HEWITT | 36 | |
| | | | | 002 | 20455 | 0330PM-0445PM TR | MUEN E064 | M STALLINGS | 40 | |
| | | | | 003 | 20456 | 1100AM-1150AM MWF | MUEN E113 | G CAREY | 40 | |
| | | | | 004 | 20457 | 0300PM-0350PM MWF | MUEN E064 | JE BERTA | 40 | |
| PSYC 4052 | 4 | BEHAVIORAL NEUROSCIENCE | | PREREQS PSYC 2012-2022, OR MCDB 1150-2150, OR MCDB 1150 AND EPOB 1220, OR EPOB 1210-1220, OR CHEM 1111, 1113, OR PHYS 1010-1020, OR PHYS 2010-2020. SAME AS PSYC 5052. RESTRICTED TO PSYC MAJORS UNTIL DECEMBER 1, 2000. | | | | | | |

| Core Course Department Course Number Credits Course Title | Sec. Number Call Number Time/Days | Bldg/Room | Instructor | Max. Enrollment |
|---|---|-----------|---------------|--------------------|
| PSYC 7693 3 PERSONALITY MEASUREMENT | 001 23030 0200PM-0315PM TR | HALE 230 | MA WHISMAN | 50 |
| PSYC 7703 3 SEM-DIAGNOSTIC ASSESSMNT | 001 20865 TBA | | ED RICHARDSON | 12 |
| PSYC 7713 3 SEM-CLINICAL PSYCHOLOGY | 002 23040 TBA | | | 20 |
| PSYC 7713 3 PRACTICUM CLINICAL PSYC | 801 TBA | | LW CRAIGHEAD | 8 |
| | 802 TBA | | DA WEATHERLEY | 8 |

IV. Developmental

| | | | | |
|--------------------------------------|-----------------------------|------------|--------|-----|
| PSYC 4684 3 DEVELOPMENTAL PSYCHOLOGY | 001 20568 0200PM-0250PM MWF | F A N141 | E WADE | 130 |
| | 880 0100PM-0150PM MWF | LIBR N424A | E WADE | 15 |

V. Experimental

| | | | | |
|--------------------------------------|-----------------------------|------------|--------------|-----|
| PSYC 2145 3 COGNITN & PERCEPTN CORE | 001 20419 1100AM-1150AM MWF | MUEN E0046 | A MIYAKE | 100 |
| | 002 20420 0330PM-0445PM TR | HLMS 199 | T CURRAN | 93 |
| | 003 23013 1100AM-1215PM TR | DUAN G2B21 | KR BUTCHER | 35 |
| PSYC 4135 4 JUDGMENT & DECISN MAKING | 100 0200PM-0315PM TR | MUEN E417 | R HASTIE | 35 |
| 0 LAB | L101 20534 0900AM-1050AM F | MUEN D346 | | 20 |
| | L102 20535 0330PM-0520PM R | MUEN D346 | | 20 |
| PSYC 4145 4 COGNITIVE PSYCHOLOGY | 100 0200PM-0250PM MWF | MUEN E113 | DJ STEINHART | 40 |
| | L101 20537 0300PM-0450PM M | MUEN D346 | | 20 |
| | L102 20538 0300PM-0450PM W | MUEN D346 | | 20 |
| 4 COGNITIVE PSYCHOLOGY | 200 1230PM-0145PM TR | MUEN E113 | EJ CROTHERS | 35 |
| 0 LAB | L201 20540 0900AM-1050AM M | MUEN D346 | | 20 |
| | L202 20541 0100PM-0250PM W | MUEN D346 | | 20 |
| PSYC 4165 4 PSY OF PERCEPTION | 100 1000AM-1050AM MWF | MUEN D156 | | 40 |
| 0 LAB | L101 20543 1100AM-0150PM T | MUEN D156 | | 20 |
| | L102 20544 1100AM-0150PM R | MUEN D156 | | 20 |
| PSYC 4175 3 INTRO COGNITIVE SIMULATN | 001 20548 1100AM-1215PM TR | DUAN G1B39 | RO O'REILLY | 20 |
| PSYC 4205 4 PSYCHOLOGY OF LEARNING | 100 0800AM-0915AM TR | MUEN D156 | SF MAIER | 40 |
| 0 LAB | L101 20550 1100AM-1250PM M | MUEN D156 | | 20 |
| | L102 20551 1100AM-1250PM W | MUEN D156 | | 20 |
| PSYC 5135 4 JUDGMENT & DECISN MAKING | 100 0200PM-0315PM TR | MUEN E417 | R HASTIE | 5 |
| 0 LAB | L101 20643 0900AM-1050AM F | MUEN D346 | | 2 |
| | L102 20644 0330PM-0520PM R | MUEN D346 | | 3 |
| PSYC 5145 4 COGNITIVE PSYCHOLOGY | 200 1230PM-0145PM TR | MUEN E113 | EJ CROTHERS | 5 |
| 0 LAB | L201 20649 0900AM-1050AM M | MUEN D346 | | 3 |
| | L202 20650 0100PM-0250PM W | MUEN D346 | | 2 |
| PSYC 5175 3 INTRO COGNITIVE SIMU | 001 20651 1100AM-1215PM TR | DUAN G1B39 | RO O'REILLY | 10 |
| PSYC 5815 3 THINKING/PROBLEM SOLVING | 001 20660 0900AM-1015AM MW | MUEN E411B | R HASTIE | 12 |
| PSYC 7215 3 SEM-EXPERIMENTAL PSYC | 001 20860 0200PM-0450PM T | | RO O'REILLY | 12 |
| | 002 23031 0900AM-1015AM MF | MUEN E114 | A MIYAKE | 12 |
| PSYC 7315 2 ADV RES SEM HUMAN MEMORY | 001 23032 TBA | | LE BOURNE | 12 |
| PSYC 7425 2 COG SCI RSRCH PRAC 2 | 800 0100PM-0250PM T | | D CACCAMISE | 15 |

| Core Course Department Course Number Credits Course Title | Sec. Number Call Number Time/Days | Bldg/Room | Instructor | Max. Enrollment |
|---|---|------------|---------------|--------------------|
| RLST 3800 3 CHINESE RELIGION | 001 21003 0400PM-0515PM MW | HUMN 125 | TF KLEEMAN | 30 |
| RLST 3820 3 TPC-CHOCTAW/CHEROKEE TRD | 001 21004 1230PM-0145PM TR | HUMN 1B90 | M PESANTUBBEE | 30 |
| RLST 4030 3 RELIGIONS IN AMERICA | 001 21005 0200PM-0315PM TR | HUMN 270 | L ROSS-BRYANT | 13 |
| RLST 4250 3 TPC-TIBETAN BUDDHISM | 001 22979 0630PM-0900PM W | HUMN 270 | RA RAY | 13 |
| RLST 4300 3 TPC-REL/CONQUEST: AM IND | 001 22507 0330PM-0600PM T | HUMN 270 | M PESANTUBBEE | 13 |
| RLST 4800 3 CRITICAL STDIIES/RELIGION | 001 21007 1100AM-1150AM MWF | DUAN G1B35 | IR CHERNUS | 20 |
| RLST 4810 3 HONOR'S THESIS | 001 22508 TBA | | | 10 |
| RLST 4820 3 SEM-COLD WAR CULT/RELIG | 001 21009 0300PM-0530PM W | HUMN 270 | IR CHERNUS | 13 |
| | 002 21010 0300PM-0530PM M | HUMN 270 | S HORTON | 13 |
| RLST 4830 3 SENIOR MAJORS SEMINAR | 001 21011 1100AM-1215PM TR | HUMN 125 | L ROSS-BRYANT | 15 |
| RLST 5030 3 TPC-REL/CONQUEST: AM IND | 001 21028 0200PM-0315PM TR | HUMN 270 | L ROSS-BRYANT | 7 |
| RLST 5250 3 SEM-BUDDHISM & ART | 001 22981 0630PM-0900PM W | HUMN 270 | RA RAY | 7 |
| RLST 5300 3 SENIOR MAJORS SEMINAR | 001 22978 0330PM-0600PM T | HUMN 270 | M PESANTUBBEE | 7 |
| RLST 5820 3 SEM-COLD WAR CULT/RELIG | 001 21030 0300PM-0530PM W | HUMN 270 | IR CHERNUS | 7 |
| RLST 6850 3 SEM-BUDDHIST AND ART | 001 21031 0300PM-0530PM M | HUMN 270 | S HORTON | 7 |
| | 001 21063 0330PM-0600PM R | HUMN 270 | FM DENNY | 13 |

Russian - McKenna 129 (303-492-7404)

INDEPENDENT STUDY COURSE WORK IS AVAILABLE. PLEASE CONSULT THE DEPARTMENT OFFICE FOR FURTHER INFORMATION. ANY STUDENT WITH THREE UNEXCUSED ABSENCES DURING THE SCHEDULE ADJUSTMENT PERIOD MAY BE ADMINISTRATIVELY DROPPED. IT IS THE STUDENT'S RESPONSIBILITY TO DROP ALL COURSES. STUDENTS WILL NOT RECEIVE CREDIT FOR A LOWER LEVEL COURSE IN FOREIGN LANGUAGE INSTRUCTION TAKEN AFTER CREDIT HAS BEEN GIVEN FOR A HIGHER LEVEL COURSE IN THE SAME LANGUAGE SEQUENCE. FOR EXAMPLE, STUDENTS WILL NOT RECEIVE CREDIT FOR RUSS 1010 AFTER THEY HAVE PASSED RUSS 2010. SELECTED COURSES IN THIS DEPARTMENT HAVE A COURSE FEE OF \$20 (SUBJECT TO CHANGE) IN SUPPORT OF ALTEC. REFER TO THE TUITION AND FEES SECTION OF THIS HANDBOOK.

I. Russian

| | | | | |
|-------------------------------------|------------------------------|----------|----------------|----|
| RUSS 1020 4 BEGINNING RUSSIAN 2 | 002 21095 0200PM-0250PM MTWR | MKNA 204 | W KOSTOGLODOVA | 18 |
| | 003 21096 0700PM-0900PM TR | MKNA 204 | W KOSTOGLODOVA | 18 |
| RUSS 2020 4 SECOND-YEAR RUSSIAN 2 | 001 21103 1100AM-1150AM MTWR | MKNA 204 | L OLSON | 18 |
| RUSS 3020 3 3RD YEAR RUSSIAN 2 | 001 21117 1000AM-1050AM MWF | MKNA 112 | A BOGDANOV | 25 |
| RUSS 3930 1-6 RUSSIAN INTERNSHIP | 801 | | M LEIDERMAN | 20 |
| RUSS 4020 3 ADV CONVERSATION/COMP 2 | 001 21126 1230PM-0145PM TR | CLRE 104 | R ROMANOV | 12 |
| RUSS 4210 3 TPCS: RUSS/LIT CULTURE | 001 21127 0930AM-1045AM TR | MKNA 116 | R ROMANOV | 12 |

VI. Social

| | | | | | | | | |
|-------------|---|---------------------------|--|-------|-------------------|------------|---------------|-----|
| PSYC 2456 | 3 | SOC PSY OF SOC PROBLEMS | 001 | 20423 | 1230PM-0145PM TR | BESC 185 | JR FORWARD | 47 |
| ◆ PSYC 2606 | 3 | SOCIAL PSYCHOLOGY | PREREQ PSYC 1001. SIMILAR TO PSYC 4406. STUDENTS MAY NOT RECEIVE CREDIT FOR BOTH PSYC 4406 AND 2606. RESTRICTED TO MAJORS UNTIL DEC 1. | | | | | |
| | | | 001 | 20424 | 0300PM-0350PM MWF | MUEN E0046 | B KING | 105 |
| | | | 002 | 20425 | 0200PM-0315PM TR | MUEN E0046 | TA ITO | 111 |
| | | | 003 | 20426 | 1230PM-0145PM TR | F A N141 | A BRYAN | 100 |
| | | | 004 | 20427 | 0100PM-0150PM MWF | MUEN E0046 | MS THOMPSON | 105 |
| PSYC 4456 | 3 | PSYC OF PERSONALITY | PREREQ JR/SR STANDING. RESTRICTED TO MAJORS UNTIL DEC 1. | | | | | |
| | | | 001 | 20553 | 0930AM-1045AM TR | MUEN E0046 | D MARTICHUSKI | 90 |
| PSYC 4606 | 3 | TPC-ORGANIZATIONAL CHANGE | PREREQS PSYC 1001, 2101 OR 3101, AND 2606. RESTRICTED TO MAJORS UNTIL DEC 1. | | | | | |
| | | | 001 | 20566 | 0330PM-0600PM W | MUEN D439 | JR FORWARD | 27 |
| | | | 002 | 20567 | 0400PM-0515PM TR | KTCH 234 | I BLAIR | 40 |
| PSYC 5606 | 3 | PROSEM-SOC/PERSON PSYCH | PREREQ INSTRUCTOR CONSENT. | | | | | |
| | | | 801 | | 0100PM-0330PM W | MUEN E411B | CM JUDD | 15 |
| PSYC 7536 | 2 | TPC-PERSONALITY/SOC PSYCH | PREREQ INSTRUCTOR CONSENT. | | | | | |
| | | | 001 | 20861 | 0930AM-1200PM R | MUEN E411B | I BLAIR | 15 |

Religious Studies - Humanities 240 (303-492-8041)

ANY STUDENT WHO DOES NOT ATTEND AT LEAST ONE CLASS DURING THE FIRST WEEK OF CLASSES MAY BE ADMINISTRATIVELY DROPPED. INDEPENDENT STUDY COURSE WORK IS AVAILABLE. GRADUATE STUDENTS NEEDING TO REGISTER FOR MASTER'S THESIS, MASTER'S DEGREE CANDIDATE, OR DOCTORAL THESIS, PLEASE CONSULT THE DEPARTMENT FOR FURTHER INFORMATION. ALL 4000-LEVEL COURSES ARE RESTRICTED TO STUDENTS WITH 6 HOURS OF RELIGIOUS STUDIES COURSES OR THE CONSENT OF THE INSTRUCTOR. SELECTED COURSES IN THIS DEPARTMENT HAVE A COURSE FEE OF \$25 (SUBJECT TO CHANGE) FOR SPECIALIZED SUPPLIES AND EQUIPMENT. REFER TO THE TUITION AND FEES SECTION OF THIS HANDBOOK.

| | | | | | | | | |
|-------------|---|--------------------------|--|------------------|-------------------|---------------|-------------|----|
| ◆ RLST 2400 | 3 | RELIGION/CONTEMP SOCIETY | 010 | 0900AM-0950AM MW | HUMN 250 | IR CHERNUS | 90 | |
| | 0 | RECITATION | R011 | 22727 | 0900AM-0950AM F | STAD 112 | 30 | |
| | | | R012 | 22728 | 0800AM-0850AM F | HUMN 125 | 30 | |
| | | | R013 | 22729 | 0900AM-0950AM F | CLRE 207 | 30 | |
| ◆ RLST 2600 | 3 | WORLD RELIGIONS-WESTERN | 010 | 0200PM-0250PM MW | HALE 270 | | 150 | |
| | 0 | RECITATION | R011 | 23556 | 1200PM-1250PM F | HUMN 135 | 30 | |
| | | | R012 | 23557 | 0800AM-0850AM F | KTCH 235 | 30 | |
| | | | R013 | 23558 | 0800AM-0850AM F | ECON 117 | 30 | |
| ◆ RLST 2610 | 3 | WORLD RELIGIONS-INDIA | 010 | 1000AM-1050AM MF | HUMN 250 | L BIERNACKI | 90 | |
| | 0 | RECITATION | R011 | 22730 | 1000AM-1050AM W | HUMN 190 | 30 | |
| | | | R012 | 22731 | 0900AM-0950AM W | DUAN G2B41 | 30 | |
| | | | R013 | 22732 | 0800AM-0850AM W | HUMN 125 | 30 | |
| ◆ RLST 2620 | 3 | WRLD RELIG-CHINA/JAPAN | 010 | 1200PM-1250PM MF | HUMN 250 | S HORTON | 90 | |
| | 0 | RECITATION | R011 | 20968 | 1200PM-1250PM W | DUAN G2B41 | 30 | |
| | | | R012 | 20969 | 1100AM-1150AM W | RAMY N1B75 | 30 | |
| | | | R013 | 20970 | 0800AM-0850AM W | MUEN D144 | 30 | |
| ◆ RLST 3000 | 3 | CHRISTIAN TRADITION | SECS 880-881 ARE HONORS PROGRAM COURSES; SEE OFFICE AT LIBR M400L. | | | | | |
| | | | 010 | 0100PM-0150PM MW | HUMN 150 | E ROSS-BRYANT | 120 | |
| | | | R011 | 20994 | 0100PM-0150PM F | HUMN 150 | 30 | |
| | | | R012 | 20995 | 0800AM-0850AM F | MUEN D144 | 30 | |
| | | | R013 | 20996 | 0300PM-0350PM W | HUMN 125 | 30 | |
| | | | R014 | 20997 | 0300PM-0350PM W | HUMN 190 | 30 | |
| | 3 | CHRISTIAN TRADITION:HONR | 880 | 0100PM-0150PM MW | HUMN 150 | E ROSS-BRYANT | 10 | |
| | | | | 1200PM-1250PM F | LIBR M498 | | | |
| | | | 881 | 0100PM-0150PM MW | HUMN 150 | E ROSS-BRYANT | 10 | |
| | | | | 0100PM-0150PM F | LIBR M498 | | | |
| ◆ RLST 3020 | 3 | ADV WRITING/RLST STUDIES | PREREQ RLST MAJOR. | | | | | |
| | | | 001 | 21001 | 0900AM-0950AM MWF | HUMN 370 | S HORTON | 15 |
| RLST 3200 | 3 | HINDUISM | 001 | 21002 | 0100PM-0150PM MWF | HUMN 125 | L BIERNACKI | 30 |

◆ Indicates an arts and sciences core course.

II. Russian Courses In Translation

| | | | | | | | | |
|-------------|---|--------------------------|--------------------|------------------|-------------------|-------------|----------------|----|
| ◆ RUSS 2211 | 3 | INTRO RUSSIAN CULTURE | 010 | 0930AM-1020AM TR | EDUC 220 | M LEIDERMAN | 108 | |
| | 0 | RECITATION | R011 | 21105 | 1100AM-1150AM R | MUEN E123 | M LEIDERMAN | 30 |
| | | | R012 | 21106 | 1200PM-1250PM F | MKNA 204 | | 16 |
| | | | R013 | 21107 | 0400PM-0450PM F | F A N185 | | 20 |
| | | | R014 | 21108 | 0800AM-0850AM F | HUMN 335 | | 14 |
| ◆ RUSS 2221 | 3 | INTRO 20TH C RUSS CULT | SAME AS RUSS 4471. | | | | | |
| | | | 001 | 21109 | 0800AM-0915AM TR | HUMN 1B80 | M LEIDERMAN | 60 |
| RUSS 4441 | 3 | TOLSTOY | 001 | 21128 | 0930AM-1045AM TR | CLRE 301 | VJ HENDRICKSON | 50 |
| ◆ RUSS 4471 | 3 | WOMEN IN RUSSIAN CULTURE | SAME AS WMST 4471. | | | | | |
| | | | 001 | 22818 | 0100PM-0150PM MWF | GUGG 2 | L OLSON | 25 |
| ◆ RUSS 4821 | 3 | 20TH C RUSS LIT & ART | SAME AS HUMN 4821. | | | | | |
| | | | 001 | 21130 | 1100AM-1150AM MWF | HLMS 267 | R SALYS | 35 |
| ◆ RUSS 3502 | 3 | IDEALS & VALUES/MOD RUSS | 001 | 21118 | 1100AM-1215PM TR | CLRE 207 | WKOSTOGLODOVA | 50 |

Scandinavian Studies - McKenna 129 (303-492-7404)

I. Norwegian

ANY STUDENT WITH THREE UNEXCUSED ABSENCES DURING THE SCHEDULE ADJUSTMENT PERIOD MAY BE ADMINISTRATIVELY DROPPED. IT IS THE STUDENT'S RESPONSIBILITY TO DROP ALL COURSES. STUDENTS WILL NOT RECEIVE CREDIT FOR A LOWER LEVEL COURSE IN FOREIGN LANGUAGE INSTRUCTION TAKEN AFTER CREDIT HAS BEEN GIVEN FOR A HIGHER LEVEL COURSE IN THE SAME LANGUAGE SEQUENCE. FOR EXAMPLE, STUDENTS WILL NOT RECEIVE CREDIT FOR NORW 1010 AFTER THEY HAVE PASSED NORW 2110. INDEPENDENT STUDY COURSE WORK IS AVAILABLE. PLEASE CONSULT THE DEPARTMENT OFFICE FOR FURTHER INFORMATION. SELECTED COURSES IN THIS DEPARTMENT HAVE A COURSE FEE OF \$20 (SUBJECT TO CHANGE) IN SUPPORT OF ALTEC. REFER TO THE TUITION AND FEES SECTION OF THIS HANDBOOK.

| | | | | | | | | |
|-------------|---|-------------------------|---|-------|--------------------|----------|------------------|----|
| ◆ NORW 1020 | 4 | BEGINNING NORWEGIAN 2 | PREREQ NORW 1010 WITH MIN GRADE C-. COURSE FEE: \$20. | | | | | |
| | | | 001 | 19078 | 0900AM-0950AM MTWR | MKNA 204 | FM VAN RIEMSDIJK | 18 |
| NORW 2120 | 4 | 2ND YR NORW READ/CONV 2 | 001 | 19082 | 1000AM-1050AM MTWR | MKNA 204 | FM VAN RIEMSDIJK | 18 |

II. Scandanavian

INDEPENDENT STUDY COURSE WORK IS AVAILABLE. PLEASE CONSULT THE DEPARTMENT OFFICE FOR FURTHER INFORMATION.

| | | | | | | | | |
|-------------|---|---------------------------|-----|-------|-------------------|-----------|------------------|----|
| ◆ SCAN 3202 | 3 | OLD NORSE MYTHOLOGY | 001 | 22820 | 0200PM-0250PM MWF | HUMN 1B80 | H LUTHERS | 60 |
| ◆ SCAN 3203 | 3 | MSTRPCS OF MOD SCAN LIT | 001 | 21148 | 1230PM-0145PM TR | HLMS 211 | FM VAN RIEMSDIJK | 40 |
| ◆ SCAN 3204 | 3 | MEDIAEVAL ICELANDIC SAGAS | 001 | 21149 | 0930AM-1045AM TR | GUGG 205 | H LUTHERS | 40 |

III. Swedish

ANY STUDENT WITH THREE UNEXCUSED ABSENCES DURING THE SCHEDULE ADJUSTMENT PERIOD MAY BE ADMINISTRATIVELY DROPPED. IT IS THE STUDENT'S RESPONSIBILITY TO DROP ALL COURSES. STUDENTS WILL NOT RECEIVE CREDIT FOR A LOWER LEVEL COURSE IN FOREIGN LANGUAGE INSTRUCTION TAKEN AFTER CREDIT HAS BEEN GIVEN FOR A HIGHER LEVEL COURSE IN THE SAME LANGUAGE SEQUENCE. FOR EXAMPLE, STUDENTS WILL NOT RECEIVE CREDIT FOR SWED 1010 AFTER THEY HAVE PASSED SWED 2110. INDEPENDENT STUDY COURSE WORK IS AVAILABLE. PLEASE CONSULT THE DEPARTMENT OFFICE FOR FURTHER INFORMATION. SELECTED COURSES IN THIS DEPARTMENT HAVE A COURSE FEE OF \$20 (SUBJECT TO CHANGE) IN SUPPORT OF ALTEC. REFER TO THE TUITION AND FEES SECTION OF THIS HANDBOOK.

| | | | | | | | | |
|-------------|---|-------------------------|---|-------|--------------------|----------|----------------|----|
| ◆ SWED 1020 | 4 | BEGINNING SWEDISH 2 | PREREQ SWED 1010 WITH MIN GRADE C-. COURSE FEE: \$20. | | | | | |
| | | | 001 | 21748 | 1200PM-1250PM MTWR | MKNA 204 | E TADELL | 18 |
| SWED 2120 | 4 | 2ND YR SWED READ/CONV 2 | PREREQ SWED 2110 WITH MIN GRADE C-. COURSE FEE: \$20. | | | | | |
| | | | 001 | 21751 | 0100PM-0150PM MTWR | MKNA 204 | UJ ABDUL HAMID | 18 |

Sections 700-899 are controlled enrollment - see department for eligibility

Core Course
Department
Course Number
Credits
Course Title

Sec. Number
Call Number
Time/Days

Blgd/Rm

Instructor

Max.
Enrollment

Sociology - Ketchum 219 (303-492-6429)

THIS DEPARTMENT USES AUTOMATIC WAIT LISTS. (SEE "WAIT LISTS" IN THE FRONT OF THIS SCHEDULE.) ALL 3000- AND 4000-LEVEL SOCIOLOGY COURSES ARE RESTRICTED TO JUNIORS AND SENIORS. ANY STUDENT WITH THREE UNEXCUSED ABSENCES DURING THE SCHEDULE ADJUSTMENT PERIOD MAY BE ADMINISTRATIVELY DROPPED. IT IS THE STUDENT'S RESPONSIBILITY TO DROP ALL COURSES. GRADUATE STUDENTS NEEDING TO REGISTER FOR MASTER'S THESIS, MASTER'S DEGREE CANDIDATE, OR DOCTORAL THESIS, PLEASE CONSULT THE DEPARTMENT FOR FURTHER INFORMATION.

I. General

| | | | | | | | |
|-------------|---|--------------------------|------------|------------------------------|------------|-------------|-----|
| ◆ SOCY 1001 | 3 | ANALYZING SOCIETY | 300 | 1100AM-1150AM TR | CHEM 140 | DS MILETI | 479 |
| 0 | | RECITATION | R301 23574 | 1000AM-1050AM M | RAMY N1831 | | 24 |
| | | | R302 23575 | 0200PM-0250PM M | STAD 135 | | 24 |
| | | | R303 23576 | 0400PM-0450PM M | KTCH 303 | | 24 |
| | | | R304 23577 | 0900AM-0950AM M | MUEN D144 | | 24 |
| | | | R305 23578 | 0100PM-0150PM M | STAD 135 | | 24 |
| | | | R306 23579 | 0800AM-0850AM T | KTCH 301 | | 24 |
| | | | R307 23580 | 1200PM-1250PM F | ECCR 116 | | 24 |
| | | | R308 23581 | 0400PM-0450PM W | KTCH 301 | | 24 |
| | | | R309 23582 | 0300PM-0350PM M | KTCH 303 | | 24 |
| | | | R310 23583 | 0400PM-0450PM M | KTCH 301 | | 24 |
| | | | R311 23584 | 1000AM-1050AM M | MUEN E432 | | 24 |
| | | | R312 23585 | 1100AM-1150AM M | MUEN E432 | | 24 |
| | | | R313 23586 | 1100AM-1150AM W | CLRE 209 | | 24 |
| | | | R314 23587 | 0100PM-0150PM W | KTCH 120 | | 24 |
| | | | R315 23588 | 0200PM-0250PM W | CHEM 133 | | 20 |
| | | | R316 23589 | 0300PM-0350PM W | KTCH 235 | | 24 |
| | | | R317 23590 | 0900AM-0950AM W | MUEN D144 | | 24 |
| | | | R318 23591 | 1100AM-1150AM W | KTCH 120 | | 24 |
| | | | R319 23592 | 0800AM-0850AM F | KTCH 303 | | 24 |
| | | | R320 23593 | 1100AM-1150AM R | EKLC M203 | | 24 |
| SOCY 1031 | 3 | INTRO/SOCIAL PSYCHOLOGY | 001 22384 | 1230PM-0145PM TR | GUGG 206 | | 35 |
| SOCY 2001 | 3 | INTRO TO SOCIO THEORY | 010 | 1100AM-1150AM TR | HUMN 250 | L IRVINE | 93 |
| 0 | | RECITATION | R011 22387 | 1200PM-1250PM M | ECCR 118 | | 24 |
| | | | R012 22388 | 0100PM-0150PM M | STAD 112 | | 23 |
| | | | R013 22389 | 0800AM-0850AM M | KTCH 303 | | 23 |
| | | | R014 22390 | 0200PM-0250PM F | MUEN E130 | | 23 |
| SOCY 2011 | 3 | CONTEMP-SOC ISS/HUMN VAL | 001 21353 | 0900AM-0950AM MWF | KTCH 234 | | 35 |
| | | | 002 21354 | 1100AM-1150AM MWF | CLRE 301 | | 35 |
| ◆ SOCY 2031 | 3 | US VALU/SOC PROBL/CHANGE | 001 21358 | 0200PM-0315PM TR | ECCR 265 | DM CRESS | 100 |
| SOCY 2041 | 3 | SOC CONSTRCTN OF REALITY | 001 21362 | 1100AM-1150AM MWF | GUGG 2 | | 35 |
| SOCY 2061 | 3 | INTRO TO SOCIAL STATS | 001 21363 | 0330PM-0445PM TR | MUEN E417 | | 34 |
| | | | 002 21364 | 1200PM-1250PM MWF | HUMN 1B80 | | 35 |
| | | | 003 23639 | 0200PM-0250PM MWF | HALE 260 | | 35 |
| SOCY 3011 | 3 | CONTEMPORARY THEORY | 001 21367 | 0900AM-0950AM MWF | HALE 260 | | 35 |
| SOCY 3041 | 3 | SELF & CONSCIOUSNESS | 003 22843 | 1100AM-1215PM TR | HLMS 241 | JV DOWNTON | 35 |
| SOCY 3091 | 3 | ENVIRONMENT & SOCIETY | 001 21377 | 0200PM-0315PM TR | EKLC E1B50 | PE WEHR | 35 |
| SOCY 3141 | 3 | SOCIAL MOVEMENTS IN/U.S. | | <i>SIMILAR TO SOCY 2021.</i> | | | |
| | | | 001 21379 | 1200PM-1250PM MWF | KTCH 235 | | 35 |
| | | | 002 21380 | 0200PM-0250PM MWF | KTCH 234 | | 35 |
| ◆ SOCY 3151 | 3 | SELF IN MODERN SOCIETY | 002 21381 | 0100PM-0150PM MWF | KTCH 235 | | 35 |
| | | | 003 21382 | 0300PM-0350PM MWF | KTCH 301 | | 35 |
| SOCY 3201 | 3 | INTRO TO RSRCH METHODS | 001 22948 | 0930AM-1045AM TR | CLRE 209 | JJ WANDERER | 35 |
| SOCY 3301 | 3 | SURVEY METHODS | 001 22380 | 1100AM-1215PM TR | CLRE 302 | A PLATTER | 35 |
| | | | 002 22382 | 0800AM-0915AM TR | BESC 185 | | 35 |
| SOCY 3401 | 3 | FIELD METHODS | | <i>PREREQ SOCY 2061.</i> | | | |
| | | | 001 23638 | 1230PM-0145PM TR | CLRE 302 | | 35 |
| | | | 002 22841 | 0800AM-0915AM TR | KTCH 234 | | 35 |
| SOCY 4031 | 3 | SOCIAL PSYCHOLOGY | 001 21389 | 0200PM-0315PM TR | HUMN 125 | JJ WANDERER | 35 |
| SOCY 4041 | 3 | THE CREATIVE SELF | 001 22385 | 0200PM-0315PM TR | HLMS 241 | JV DOWNTON | 35 |
| SOCY 4121 | 3 | SOCIOLOGY OF RELIGION | 001 23363 | 0200PM-0315PM TR | CLRE 301 | LJ PINTO | 35 |

Core Course
Department
Course Number
Credits
Course Title

Sec. Number
Call Number
Time/Days

Blgd/Rm

Instructor

Max.
Enrollment

| | | | | | | | | |
|-------------|---|--------------------------|-----------|---|----------|-----------|----|--|
| SOCY 3314 | 3 | VIOLENCE/WMN-GIRLS | | <i>SAME AS WMST 3314.</i> | | | | |
| | | | 001 23274 | 0930AM-1045AM TR | HALE 230 | J BELKNAP | 20 | |
| SOCY 4004 | 3 | TOPICS IN CRIMINOLOGY | 001 21384 | 0330PM-0445PM TR | KTCH 235 | | 35 | |
| | | | 002 22847 | 0500PM-0615PM TR | KTCH 235 | | 35 | |
| | | | 800 | TBA | | J BELKNAP | 12 | |
| SOCY 4014 | 3 | CRIMINOLOGY | | <i>PREREQ SOCY 1004. RESTRICTED TO SR5 SOCY MAJORS.</i> | | | | |
| | | | 001 21386 | 0330PM-0445PM TR | KTCH 301 | | 35 | |
| | | | 002 22949 | 0200PM-0315PM TR | CLRE 302 | | 35 | |
| ◆ SOCY 4024 | 3 | JUVENILE DELINQUENCY | 002 21388 | 0300PM-0550PM W | KTCH 303 | RM REGOLI | 35 | |
| | | | 003 23230 | 0300PM-0550PM M | KTCH 235 | RM REGOLI | 35 | |
| SOCY 4934 | 3 | INT/COMMTY CORRECTIONS 1 | 801 | 0300PM-0530PM W | SEE DEPT | | 12 | |
| SOCY 4944 | 3 | INT/COMMTY CORRECTIONS 2 | | <i>PREREQ SOCY 4934.</i> | | | | |
| | | | 801 | 0300PM-0530PM M | KTCH 120 | | 15 | |

V. Social Conflict

| | | | | | | | |
|-------------|---|--------------------------|------------|---------------------------|------------|------------|-----|
| ◆ SOCY 1005 | 3 | SOC CONFLICT/SOC VALUES | 010 | 0300PM-0350PM MW | EKLC E1B20 | | 100 |
| 0 | | RECITATION | R011 21292 | 0800AM-0850AM M | KTCH 235 | | 23 |
| | | | R012 21293 | 1200PM-1250PM W | KTCH 120 | | 23 |
| | | | R013 21294 | 0100PM-0150PM R | HLMS 185 | | 24 |
| | | | R014 21295 | 1100AM-1150AM F | F A N185 | | 24 |
| ◆ SOCY 1015 | 3 | US RACE/ETHNIC RELATIONS | | <i>SAME AS ETHN 1015.</i> | | | |
| | | | 001 21301 | 1000AM-1050AM MWF | CLRE 211 | | 22 |
| | | | 002 21302 | 0300PM-0350PM MWF | KTCH 118 | | 23 |
| | | | 003 21303 | 0400PM-0450PM MWF | KTCH 118 | | 23 |
| | | | 004 21304 | 1100AM-1215PM TR | EDUC 134 | MM ZAMUDIO | 23 |
| | | | 005 21305 | 0400PM-0450PM MWF | MUEN E113 | | 25 |
| SOCY 2025 | 3 | NONVIOL/ETHIC SOC ACTION | 001 21355 | 1000AM-1050AM MWF | CLRE 301 | | 35 |
| | | | 002 21356 | 0900AM-0950AM MWF | CLRE 208 | | 35 |
| SOCY 4035 | 3 | SOCIAL STRATIFICATION | 001 21391 | 0800AM-0915AM TR | MUEN E131 | TF MAYER | 32 |
| SOCY 5035 | 3 | SOCIAL STRATIFICATION | 001 22947 | 0400PM-0650PM M | KTCH 8 | ME GIMENEZ | 15 |
| SOCY 5085 | 3 | TOPICS-SOCIAL CONFLICT | 001 23268 | 0200PM-0450PM T | KTCH 8 | MM ZAMUDIO | 15 |

VI. Sex and Gender

| | | | | | | | |
|-------------|---|--------------------------|------------|---------------------------|------------|------------|-----|
| ◆ SOCY 1006 | 3 | SOCIAL CONSTR/SEXUALITY | | <i>SAME AS WMST 1006.</i> | | | |
| | | | 001 21296 | 0200PM-0315PM TR | BESC 185 | | 56 |
| | | | 002 21297 | 0330PM-0445PM TR | DUAN G125 | | 56 |
| | | | 003 21298 | 1100AM-1150AM MWF | EKLC M203 | | 25 |
| | | | 004 21299 | 1200PM-1250PM MWF | KTCH 303 | | 28 |
| ◆ SOCY 1016 | 3 | SEX GENDER & SOCIETY 1 | | <i>SAME AS WMST 1016.</i> | | | |
| | | | 010 | 0800AM-0850AM TR | HALE 270 | | 141 |
| 0 | | RECITATION | R012 21308 | 0900AM-0950AM W | DUAN G2B47 | | 28 |
| | | | R013 21309 | 0200PM-0250PM R | DUAN G1B39 | | 17 |
| | | | R014 21310 | 1000AM-1050AM F | COTT 111 | | 10 |
| | | | R015 21311 | 0200PM-0250PM M | DUAN G1B39 | | 17 |
| | | | R016 21312 | 1200PM-1250PM M | DUAN G1B39 | | 17 |
| | | | R017 21313 | 0100PM-0150PM W | MUEN D144 | | 24 |
| | | | R018 21314 | 0800AM-0850AM R | ECON 16 | | 14 |
| | | | R019 21315 | 0800AM-0850AM T | ECON 16 | | 14 |
| ◆ SOCY 2026 | 3 | MAN AND MASCULINITY | 001 21357 | 1200PM-1250PM MWF | ENV D 122 | | 35 |
| | | | 002 23246 | 0200PM-0250PM MWF | HALE 240 | | 35 |
| ◆ SOCY 3016 | 3 | MARRIAGE/FAMILY/U.S. | | <i>SAME AS WMST 3016.</i> | | | |
| | | | 001 23262 | 1200PM-1250PM MWF | GUGG 206 | | 28 |
| | | | 002 23263 | 0200PM-0250PM MWF | GUGG 206 | | 28 |
| SOCY 3026 | 3 | WMN COLOR-CHICNAS US SOC | | <i>SAME AS CHST 3026.</i> | | | |
| | | | 001 21373 | 0200PM-0315PM TR | DUAN G2B21 | | 35 |
| SOCY 4016 | 3 | SEX GENDER AND SOCIETY 2 | | <i>SAME AS WMST 4016.</i> | | | |
| | | | 001 22383 | 0330PM-0445PM TR | KTCH 303 | | 28 |
| SOCY 5026 | 3 | FEMINIST RSCH METHODS | 003 22834 | 0900AM-1150AM F | KTCH 8 | JM NIELSEN | 15 |

| | | | | | | | |
|-------------|---|--------------------------|---|------------------------|----------|-----------|----|
| SOCY 4451 | 3 | SENIOR HONORS SEMINAR 2 | 800 | 0500PM-0730PM T | KTCH 8 | DM CRESS | 15 |
| | | | PREREQ MIN 3.2 GPA AND INSTRUCTOR CONSENT. RESTRICTED TO SOCY MAJORS. | | | | |
| ◆ SOCY 4461 | 3 | CRIT THINKING IN SOCIOL | 001 | 21395 1100AM-1215PM TR | GUGG 2 | E HUBBARD | 25 |
| | | | PREREQS SOCY 1001, 1011, AND SR STANDING. | | | | |
| | | | 002 | 21396 0930AM-1045AM TR | GUGG 206 | E HUBBARD | 25 |
| SOCY 4911 | 3 | TEACHING SOCIOLOGY | 800 | 1000AM-1250PM W | KTCH 8 | P ADLER | 15 |
| | | | PREREQS SOCY 1004 AND INSTRUCTOR CONSENT. | | | | |
| SOCY 4931 | 6 | SOCIAL ACTION INTERNSHIP | 801 | 1100AM-1215PM TR | HLMS 220 | LJ PINTO | 15 |
| | | | REQUIRES ADDL TIME OUTSIDE CLASS. | | | | |
| SOCY 5011 | 3 | CONTEMPORARY THEORY | 001 | 21427 0500PM-0750PM T | KTCH 8 | TF MAYER | 15 |
| SOCY 5021 | 3 | DATA ANALYSIS | 001 | 21428 TBA | | S MENARD | 15 |
| SOCY 5161 | 3 | TPC-POPULATION & ENVIRON | 001 | 23532 0500PM-0750PM W | KTCH 8 | L HUNTER | 15 |
| SOCY 5531 | 3 | SEM IN SOCIAL PSYCHOLOGY | 001 | 22394 0200PM-0450PM R | KTCH 8 | L IRVINE | 15 |
| SOCY 6831 | 1 | GRAD SOC FORUM 2 | 001 | 21471 TBA | | | 15 |
| | | | PREREQ GRAD STANDING. | | | | |

II. Population and Public Health

| | | | | | | | |
|-----------|---|------------------------|-----|------------------------|-----------|-----------|----|
| SOCY 3002 | 3 | POPULATION AND SOCIETY | 001 | 22835 0800AM-0915AM TR | HUMN 1B90 | RG ROGERS | 35 |
|-----------|---|------------------------|-----|------------------------|-----------|-----------|----|

III. Health and Medicine

| | | | | | | | |
|-------------|---|--------------------------|---|------------------------|------------|------------|-----|
| ◆ SOCY 1003 | 3 | ETHC/SOC ISSUES HLTH/MED | 010 | 22827 0200PM-0250PM TR | EKLC E1B20 | A PLATTER | 100 |
| | | | 011 | 23241 1000AM-1050AM M | KTCH 235 | | 25 |
| | | | 012 | 23242 0200PM-0250PM W | KTCH 118 | | 25 |
| | | | 013 | 23244 0100PM-0150PM F | STAD 112 | | 25 |
| | | | 014 | 23245 0900AM-0950AM T | DUAN G2B47 | | 25 |
| | | | 880 | 0330PM-0445PM TR | LIBR M498 | A PLATTER | 15 |
| SOCY 4003 | 3 | ETHC/SOC ISS-US HLTH/HNR | 001 | 21383 0930AM-1045AM TR | HALE 260 | A PLATTER | 32 |
| SOCY 5333 | 3 | SOCIOLOGY OF AGING | 001 | 21383 0930AM-1045AM TR | HALE 260 | A PLATTER | 32 |
| | | | PREREQ GRAD STANDING IN ECON, GEOG, PSCI OR SOCY. SAME AS GEOG 5332, PSCI 5333/7333, AND ECON 8333. | | | | |
| SOCY 5333 | 3 | GLOBAL/DEMOCRATIZATION | 001 | 21434 0400PM-0650PM T | SEE DEPT | LA STAEHLI | 20 |

IV. Criminology

| | | | | | | | |
|-------------|---|------------------------|---|------------------------|------------|-----------|-----|
| ◆ SOCY 1004 | 3 | DEVIANCE IN US SOCIETY | 100 | 0300PM-0350PM MW | CHEM 140 | PA ADLER | 455 |
| | | | SEC 100 ONLY. CLASS WILL BE EXTENDED BY TWO HOURS ON MONDAYS, FEB 12 AND MAR 12, TO ALLOW EXTRA TIME FOR EXAMS. | | | | |
| 0 | | RECITATION | R101 | 21268 0100PM-0150PM M | HUMN 190 | | 24 |
| | | | R102 | 21269 0900AM-0950AM W | HLMS 177 | | 24 |
| | | | R103 | 21270 0900AM-0950AM W | KTCH 119 | | 24 |
| | | | R104 | 21271 0900AM-0950AM F | RAMY N1B75 | | 24 |
| | | | R105 | 21272 0800AM-0850AM W | KTCH 119 | | 24 |
| | | | R106 | 21273 1000AM-1050AM F | KTCH 234 | | 24 |
| | | | R107 | 21274 0800AM-0850AM T | KTCH 303 | | 24 |
| | | | R108 | 21275 0800AM-0850AM R | KTCH 301 | | 24 |
| | | | R109 | 21276 1200PM-1250PM M | ECCR 116 | | 24 |
| | | | R110 | 21277 0100PM-0150PM W | KTCH 119 | | 24 |
| | | | R111 | 21278 1200PM-1250PM F | ECCR 118 | | 24 |
| | | | R112 | 21279 0100PM-0150PM M | MUEN D144 | | 24 |
| | | | R113 | 21280 0100PM-0150PM W | KTCH 118 | | 24 |
| | | | R114 | 21281 0100PM-0150PM F | CLRE 212 | | 24 |
| | | | R115 | 21282 0200PM-0250PM M | CLRE 301 | | 24 |
| | | | R116 | 21283 0200PM-0250PM W | HLMS 177 | | 24 |
| | | | R117 | 21284 0200PM-0250PM F | DUAN G2B41 | | 24 |
| | | | R118 | 21285 0200PM-0250PM M | HUNT 109 | | 24 |
| | | | R119 | 21286 0200PM-0250PM W | KTCH 120 | | 24 |
| | | | R120 | 21287 0300PM-0350PM F | KTCH 119 | | 24 |
| SOCY 2004 | 3 | TOPICS IN CRIME | 001 | 23247 0330PM-0445PM TR | HALE 260 | | 35 |
| | | | 003 | 22848 1230PM-0145PM TR | CLRE 209 | | 35 |
| SOCY 3044 | 3 | WOMEN AND CRIME | 001 | 21376 1100AM-1215PM TR | HALE 230 | J BELKNAP | 27 |
| | | | SAME AS WMST 3044. | | | | |

◆ Indicates an arts and sciences core course.

Spanish - McKenna 126 (303-492-7308)

STUDENTS SEEKING TO ENROLL FOR GRADUATE COURSES MUST HAVE GRADUATE STANDING OR DEPARTMENTAL PERMISSION. FOR SPAN 1020, 1150, 2110, 2120, 2150 AND 3000, STUDENTS WHO EARNED LESS THAN A C- IN THE PREREQUISITE COURSE MAY BE ADMINISTRATIVELY DROPPED. STUDENTS WILL NOT RECEIVE CREDIT FOR A LOWER LEVEL COURSE IN FOREIGN LANGUAGE INSTRUCTION TAKEN AFTER CREDIT HAS BEEN GIVEN FOR A HIGHER LEVEL COURSE IN THE SAME LANGUAGE SEQUENCE. FOR EXAMPLE, STUDENTS WILL NOT RECEIVE CREDIT FOR SPAN 1010 AFTER THEY HAVE PASSED SPAN 2110. INDEPENDENT STUDY COURSE WORK IS AVAILABLE. PLEASE CONSULT THE DEPARTMENT OFFICE FOR FURTHER INFORMATION. GRADUATE STUDENTS NEEDING TO REGISTER FOR MASTER'S THESIS, MASTER'S DEGREE CANDIDATE, OR DOCTORAL THESIS, THIS DEPARTMENT USES RESEQUENCED WAIT LISTS. (SEE "WAIT LISTS" IN THE FRONT OF THIS SCHEDULE.) SELECTED COURSES IN THIS DEPARTMENT HAVE A COURSE FEE OF \$20 (SUBJECT TO CHANGE) IN SUPPORT OF ALTEC. REFER TO THE TUITION AND FEES SECTION OF THIS HANDBOOK.

| | | | | | | | |
|-------------|---|--|--|-------------------------|-----------|--|----|
| ◆ SPAN 1000 | 3 | CULTURAL DIFFERENCE THROUGH HISPANIC LIT | 001 | 21562 0200PM-0250PM MWF | CLRE 211 | | 18 |
| | | | FOR FRESHMEN ONLY. TAUGHT IN ENGLISH. DOES NOT COUNT TOWARDS SPAN MAJOR. | | | | |
| ◆ SPAN 1010 | 5 | BEGINNING SPANISH 1 | 001 | 21563 0800AM-0850AM M-F | HLMS 247 | | 22 |
| | | | SIMILAR TO SPAN 1150. COURSE FEE: \$20. | | | | |
| | | | 002 | 21564 0800AM-0850AM M-F | EDUC 136 | | 22 |
| | | | 003 | 21565 1100AM-1150AM M-F | HLMS 181 | | 22 |
| | | | 004 | 21566 0900AM-0950AM M-F | HLMS 255 | | 22 |
| | | | 005 | 21567 1100AM-1150AM M-F | GUGG 206 | | 22 |
| | | | 006 | 21568 1200PM-1250PM M-F | HLMS 191 | | 22 |
| | | | 007 | 21569 1200PM-1250PM M-F | HLMS 185 | | 22 |
| | | | 008 | 21570 0100PM-0150PM M-F | HLMS 255 | | 22 |
| | | | 009 | 21571 0100PM-0150PM M-F | HLMS 247 | | 22 |
| | | | 010 | 21572 0200PM-0250PM M-F | HLMS 255 | | 22 |
| | | | 011 | 21573 0900AM-0950AM M-F | HLMS 181 | | 22 |
| | | | 012 | 21574 0800AM-0850AM M-F | EDUC 138 | | 22 |
| | | | 013 | 21575 0800AM-0850AM M-F | HLMS 185 | | 22 |
| | | | 014 | 21576 0200PM-0250PM M-F | HLMS 247 | | 22 |
| | | | 015 | 21577 0900AM-0950AM M-F | EDUC 136 | | 22 |
| | | | 016 | 21578 1100AM-1150AM M-F | HLMS 185 | | 22 |
| | | | 017 | 21579 1100AM-1150AM M-F | HLMS 247 | | 22 |
| | | | 018 | 21580 1100AM-1150AM M-F | MUEN D439 | | 22 |
| | | | 019 | 21581 1100AM-1150AM M-F | EDUC 138 | | 22 |
| | | | 800 | 0100PM-0150PM MF | CHEM 131 | | 18 |
| | | | | 1230PM-0145PM TR | CHEM 131 | | |
| ◆ SPAN 1020 | 5 | BEGINNING SPANISH 2 | 001 | 21583 0800AM-0850AM M-F | MKNA 112 | | 22 |
| | | | PREREQ SPAN 1010: MIN GRADE C- OR PLACEMENT. SIMILAR TO SPAN 1150. COURSE FEE: \$20. | | | | |
| | | | 002 | 21584 0800AM-0850AM M-F | CHEM 145 | | 22 |
| | | | 003 | 21585 0800AM-0850AM M-F | KTCH 118 | | 22 |
| | | | 004 | 21586 0800AM-0850AM M-F | HLMS 181 | | 22 |
| | | | 005 | 21587 0900AM-0950AM M-F | MKNA 112 | | 22 |
| | | | 006 | 21588 0900AM-0950AM M-F | EDUC 138 | | 22 |
| | | | 007 | 21589 0900AM-0950AM M-F | HLMS 247 | | 22 |
| | | | 008 | 21590 0800AM-0850AM M-F | HLMS 255 | | 22 |
| | | | 009 | 21591 1100AM-1150AM M-F | HLMS 255 | | 22 |
| | | | 010 | 21592 1100AM-1150AM M-F | EDUC 136 | | 22 |
| | | | 011 | 21593 1100AM-1150AM M-F | MKNA 112 | | 22 |
| | | | 012 | 21594 1100AM-1150AM M-F | CLRE 212 | | 22 |
| | | | 013 | 21595 1200PM-1250PM M-F | EDUC 136 | | 22 |
| | | | 014 | 21596 1200PM-1250PM M-F | MKNA 112 | | 22 |
| | | | 015 | 21597 1200PM-1250PM M-F | HLMS 255 | | 22 |
| | | | 016 | 21598 0100PM-0150PM M-F | MKNA 112 | | 22 |
| | | | 017 | 21599 0100PM-0150PM M-F | EDUC 138 | | 22 |
| | | | 018 | 21600 0100PM-0150PM M-F | HLMS 181 | | 22 |
| | | | 019 | 21601 0800AM-0850AM M-F | HLMS 191 | | 22 |
| | | | 020 | 21602 1200PM-1250PM M-F | HLMS 247 | | 22 |
| ◆ SPAN 1150 | 8 | INTENSIVE FIRST YR SPAN | 800 | 0900AM-0950AM M-F | CHEM 131 | | 18 |
| | | | 2000PM-0250PM MWF | | | | |

Sections 700-899 are controlled enrollment - see department for eligibility

Core Course
Department
Course Number
Credits
Course Title

Sec. Number
Call Number
Time/Days

Bldg/Room

Instructor

Max.
Enrollment

Core Course
Department
Course Number
Credits
Course Title

Sec. Number
Call Number
Time/Days

Bldg/Room

Instructor

Max.
Enrollment

| Core Course Department Course Number Credits Course Title | Sec. Number Call Number Time/Days | Bldg/Room | Instructor | Max. Enrollment |
|---|--|-----------|------------|-----------------|
| ◆ SPAN 2110 3 SECOND YEAR SPANISH 1 | PREREQ SPAN 1020 OR 1150: MIN GRADE C- OR PLACEMENT. COURSE FEE: \$20. | | | |
| | 001 21605 0800AM-0850AM MWF | HALE 236 | | 22 |
| | 002 21606 1200PM-1250PM MWF | CLRE 104 | | 22 |
| | 003 21607 0900AM-0950AM MWF | CLRE 211 | | 22 |
| | 004 21608 0200PM-0315PM TR | CLRE 104 | | 22 |
| | 005 21609 1100AM-1150AM MWF | CLRE 104 | | 22 |
| | 006 21610 1200PM-1250PM MWF | CLRE 212 | | 22 |
| | 007 21611 0100PM-0150PM MWF | CLRE 209 | | 22 |
| | 008 21612 0200PM-0250PM MWF | CLRE 212 | | 22 |
| | 009 21613 0800AM-0915AM TR | CLRE 211 | | 22 |
| | 010 21614 1200PM-1250PM MWF | HALE 236 | | 22 |
| | 011 21615 1230PM-0145PM TR | CLRE 211 | | 22 |
| | 012 21616 0800AM-0850AM MWF | CLRE 212 | | 22 |
| | 013 21617 0800AM-0850AM MWF | CLRE 209 | | 22 |
| | 014 21618 1200PM-1250PM MWF | CLRE 209 | | 22 |
| | 015 21619 0100PM-0150PM MWF | EDUC 136 | | 22 |
| | 016 21620 0200PM-0250PM MWF | CLRE 209 | | 22 |
| | 017 21621 0800AM-0915AM TR | KTCH 235 | | 22 |
| | 018 21622 0200PM-0315PM TR | CLRE 211 | | 22 |
| | 019 21623 0330PM-0445PM TR | CHEM 145 | | 22 |
| | 800 1100AM-1150AM MWF | CHEM 131 | | 18 |
| SPAN 2120 3 SECOND YEAR SPANISH 2 | PREREQ SPAN 2110: MIN GRADE C- OR PLACEMENT. COURSE FEE: \$20. | | | |
| | 001 21624 0900AM-0950AM MWF | CLRE 104 | | 22 |
| | 002 21625 1100AM-1150AM MWF | HALE 236 | | 22 |
| | 003 21626 1200PM-1250PM MWF | EDUC 138 | | 22 |
| | 004 21627 0100PM-0150PM MWF | CLRE 104 | | 22 |
| | 005 21628 0800AM-0915AM TR | HALE 236 | | 22 |
| | 006 21629 0200PM-0315PM TR | MKNA 112 | | 22 |
| | 007 21630 0800AM-0850AM MWF | CLRE 104 | | 22 |
| | 008 21631 1230PM-0145PM TR | MUEN E126 | | 22 |
| | 009 21632 0800AM-0915AM TR | CLRE 104 | | 22 |
| | 010 21633 0100PM-0150PM MWF | CLRE 211 | | 22 |
| | 011 21634 1230PM-0145PM TR | CLRE 212 | | 22 |
| ◆ SPAN 2150 5 INTENSIVE SECOND YR SPAN | PREREQ SPAN 1020 OR 1150: MIN GRADE C- OR PLACEMENT AND DEPT CONSENT. | | | |
| | 800 0800AM-0850AM M-F | HLMS 193 | | 18 |
| SPAN 3000 5 ADV SPANISH LANG SKILLS | PREREQ SPAN 2120 OR 2150 WITH MIN GRADE C- OR EQUIV, OR PLACEMENT. | | | |
| | 001 21636 0900AM-0950AM MWF | CLRE 212 | | 18 |
| | 0100PM-0150PM MW | CLRE 301 | | 18 |
| | 002 21637 0900AM-0950AM MWF | HLMS 185 | | 18 |
| | 0200PM-0250PM MW | HLMS 185 | | 18 |
| | 003 21638 0900AM-0950AM MWF | HALE 236 | | 18 |
| | 0200PM-0250PM MW | CLRE 104 | | 18 |
| | 004 21639 1100AM-1215PM TR | HUMN 270 | | 18 |
| | 0330PM-0420PM TR | MKNA 204 | | 18 |
| | 005 21640 0800AM-0915AM TR | CLRE 212 | | 18 |
| | 0200PM-0250PM TR | CLRE 212 | | 18 |
| | 006 21641 1000AM-1050AM MWF | HALE 236 | | 18 |
| | 0100PM-0150PM MW | CLRE 212 | | 18 |
| | 007 21642 0800AM-0850AM MWF | CHEM 131 | | 18 |
| | 0200PM-0250PM MW | EDUC 136 | | 18 |
| | 008 21643 1200PM-1250PM M-F | HLMS 181 | | 18 |
| SPAN 3001 3 SPANISH CONVERSATION | PREREQS SPAN 2120, 2150, OR EQUIV, OR PLACEMENT. | | | |
| | 001 21644 0800AM-0850AM MWF | HLMS 271 | | 18 |
| | 002 21645 1200PM-1250PM MWF | HLMS 271 | | 18 |
| | 003 21646 0930AM-1045AM TR | HLMS 271 | | 18 |
| | 005 21648 0300PM-0350PM MWF | HLMS 271 | | 18 |

Speech, Language, and Hearing Sciences

Undergraduate - CDSS C305 (303-492-3042)

Graduate - CDSS C201 (303-492-6445)

INDEPENDENT STUDY COURSE WORK IS AVAILABLE. PLEASE CONSULT THE DEPARTMENT OFFICE FOR FURTHER INFORMATION. GRADUATE STUDENTS NEEDING TO REGISTER FOR MASTER'S THESIS, MASTER'S DEGREE CANDIDATE, OR DOCTORAL THESIS, PLEASE CONSULT THE DEPARTMENT FOR FURTHER INFORMATION.

I. Didactic: All-Department

| | | | | |
|--|--|----------|-----------|----|
| ◆ SLHS 1010 3 DISABILITIES IN SOCIETY | 001 21171 1100AM-1215PM TR | CDSS 230 | PR RAMIG | 72 |
| ◆ SLHS 2010 3 HUMAN COMMUNICATION SCI | 001 21172 0930AM-1045AM TR | CDSS 230 | J KURLAND | 72 |
| ◆ SLHS 4000 3 MULTICULT COMM DIF/DISOR | PREREQ MIN 60 CREDIT HOURS. | | | |
| | 001 21180 0930AM-1045AM TR | CDSS 270 | | 20 |
| SLHS 4560 3 LANGUAGE DEVELOPMENT | PREREQS OR COREQS PSYC 1001 AND LING 2000. | | | |
| | 001 21182 1100AM-1150AM MWF | CDSS 230 | AM MAYNE | 72 |
| SLHS 5000 3 SCIENTIFIC METHODS/SLHS | 001 21192 0500PM-0750PM T | CDSS 230 | LO RAMIG | 30 |
| SLHS 6000 1-3 TPC-CEN AUD PROC DISORDR | ADDL TIME REQUIRED OUTSIDE CLASS. | | | |
| | 003 21214 TBA | | | 10 |
| SLHS 7100 3 COGNITIVE BASES OF SLHS | 001 22733 0200PM-0315PM MW | CDSS 270 | B SCHICK | 10 |

II. Didactic: Speech-Language Pathology

| | | | | |
|--------------------------------------|----------------------------|----------|--------------|----|
| SLHS 4512 3 SPEECH DISORDERS: VOICE | PREREQ SLHS 3136. | | | |
| | 001 21181 0400PM-0515PM MW | CDSS 230 | PR RAMIG | 70 |
| SLHS 5282 3 ACQ COGNITIVE DISORDERS | PREREQ GRAD STANDING. | | | |
| | 001 21193 0800AM-1050AM W | CDSS 250 | G RAMSBERGER | 20 |
| SLHS 5602 3 SEM-INTV/COM CHALLNG B-6 | 001 21194 0100PM-0350PM W | CDSS 230 | SM MOORE | 70 |
| SLHS 5612 3 LEARNING DISABILITIES | PREREQS SLHS 5242 OR 5293. | | | |
| | 001 21195 0100PM-0350PM M | CDSS 230 | LE SNYDER | 70 |

III. Didactic: Audiology

| | | | | |
|--------------------------------------|----------------------------|----------|-------------------|----|
| SLHS 4714 3 AUDIOLOGICAL REHAB | PREREQ SLHS 4704. | | | |
| | 001 21183 0200PM-0315PM TR | CDSS 230 | C YOSHINAGA ITANO | 60 |
| SLHS 5614 3 RESIDUAL HEAR/AMPLIFICAT | 001 21196 0900AM-1150AM T | CDSS 250 | SA GABBARD | 15 |
| | | | LS KEPLER | |
| SLHS 5674 3 SIG AND SYS IN AUDIOLOGY | 001 21197 0800AM-1050AM M | CDSS 250 | JHL HANSEN | 10 |

IV. Didactic: American Sign Language

STUDENTS WILL NOT RECEIVE CREDIT FOR A LOWER LEVEL COURSE IN SIGN LANGUAGE INSTRUCTION TAKEN AFTER CREDIT HAS BEEN GIVEN FOR A HIGHER LEVEL COURSE IN THAT SEQUENCE. FOR EXAMPLE, STUDENTS WILL NOT RECEIVE CREDIT FOR SLHS 2305 AFTER THEY HAVE PASSED SLHS 2325.

| | | | | |
|------------------------------|--|-----------|--|----|
| SLHS 2315 4 AMER SIGN LANG 2 | PREREQ SLHS 2305 OR EQUIV. 1ST PRIORITY: SLHS MAJORS THROUGHOUT NOV.27, 2000. 2ND PRIORITY: STUDENTS DESIGNATING FOREIGN LANGUAGE REQUIREMENT. | | | |
| | 001 21173 0900AM-0950AM MTWF | MUEN E123 | | 22 |
| | 002 21174 0200PM-0250PM MTWF | MUEN E123 | | 22 |
| | 003 21175 1200PM-1250PM MWRW | MUEN E123 | | 22 |

V. Didactic: Speech and Hearing Sciences

| | | | | |
|------------------------------------|-------------------------------------|----------|-------------|----|
| SLHS 3136 5 SPEECH/HEARING SCIENCE | PREREQ EPOB 3420 OR PSYC 2102-2022. | | | |
| | 010 0800AM-0950AM MW | CDSS 230 | EG JANCOSEK | 55 |
| | | | RH SWEETMAN | |
| 0 LAB | L011 21177 0800AM-0950AM F | CDSS 393 | | 19 |
| | L012 21178 1200PM-0150PM F | CDSS 393 | | 18 |
| | L013 21179 0200PM-0350PM F | CDSS 393 | | 18 |



| | | | | | | | |
|-------------|-----|--------------------------|--|-----|-------------------------|--------------------------|----|
| SPAN 3040 | 3 | PROF SPANISH/BUSINESS 2 | PREREQS SPAN 3000 AND 3030. | 800 | 1230PM-0145PM TR | HALE 240 | 22 |
| | | | | 801 | 0200PM-0250PM MWF | MKNA 112 | 22 |
| ◆ SPAN 3100 | 3 | LITERARY ANALYSIS/SPAN | PREREQ SPAN 3000 OR EQUIV. | 001 | 21651 0800AM-0850AM MWF | GUGG 206 | 18 |
| | | | | 002 | 21652 0100PM-0150PM MWF | HALE 236 | 18 |
| | | | | 003 | 21653 0900AM-0950AM MWF | CLRE 209 | 18 |
| | | | | 004 | 21654 1100AM-1150AM MWF | CLRE 211 | 18 |
| | | | | 005 | 21655 1200PM-1250PM MWF | GUGG 2 | 18 |
| SPAN 3120 | 3 | ADVANCED SPANISH GRAMMAR | PREREQ SPAN 3000 OR EQUIV. | 001 | 21656 0200PM-0250PM MWF | EDUC 138 | 22 |
| | | | | 002 | 21657 1100AM-1215PM TR | HLMS 193 | 22 |
| | | | | 003 | 21658 0300PM-0350PM MWF | EDUC 138 | 22 |
| SPAN 3200 | 3 | SPANISH CULTURE | PREREQ SPAN 3000. | 001 | 21659 1200PM-1250PM MWF | MUEN D144 | 25 |
| SPAN 4010 | 3 | ADV RHETORIC/COMPOSITION | PREREQS SPAN 3100 AND 3120 OR EQUIV. | 001 | 21661 1230PM-0145PM TR | HLMS 193 | 18 |
| SPAN 4070 | 3 | PROB BUS TRANSL SPAN 2 | PREREQ SPAN 4060 OR EQUIV. | 800 | 0200PM-0315PM TR | HALE 240 | 22 |
| | | | | 801 | 0200PM-0315PM TR | HLMS 191 | 22 |
| SPAN 4160 | 3 | MSTRPC SPN LIT-1700/PRES | PREREQS SPAN 3100, 3120, & AN ADDL COURSE ABOVE 3000. | 001 | 21664 0330PM-0445PM TR | HUMN 180 | 22 |
| SPAN 4180 | 3 | SPAN/AMER LIT 1898/PRES | PREREQS SPAN 3100, 3120, AND AN ADDL COURSE ABOVE 3000. | 001 | 21665 0300PM-0350PM MWF | HUMN 180 | 22 |
| | | | | 002 | 22562 0100PM-0150PM MWF | HLMS 237 | 22 |
| SPAN 4220 | 3 | TPC-CONTEMP SPANISH FILM | | 001 | 22559 0300PM-0550PM M | CLRE 208 | 25 |
| SPAN 4650 | 3 | METHODS TEACHING SPANISH | | 001 | 21667 0330PM-0600PM W | MKNA 103 O CASTRO | 10 |
| SPAN 4660 | 6 | HIGH SCH SPAN TEACHING | PREREQ SPAN 4650/5650. | 001 | 21668 TBA | O CASTRO | 10 |
| SPAN 4930 | 1-4 | LANGUAGE INTERN/PROFESS | PREREQS SPAN 3100, 3200 & AN ADDL COURSE ABOVE 3000, & DEPT CONSENT. | 800 | TBA | ES HAYNES | 10 |
| SPAN 5120 | 3-6 | SEM-CONTEMP SPAN POETRY | PREREQ GRAD STANDING IN SPANISH OR DEPT CONSENT. SAME AS SPAN 7120. | 001 | 23613 0700PM-0930PM R | MKNA 103 A HORNO DELGADO | 6 |
| SPAN 5200 | 3 | SEM-ORIG NOVL III DON Q | PREREQ GRAD STANDING IN SPANISH OR DEPT CONSENT. SAME AS SPAN 7200. | 001 | 21690 0330PM-0600PM F | MKNA 103 J BAENA | 6 |
| SPAN 5210 | 3 | SEM-PANORAMA 19C SPN LIT | | 001 | 22574 0330PM-0600PM R | MKNA 103 RL LANDEIRA | 6 |
| SPAN 5220 | 3 | SEM-SPANISH POSTWAR THTR | PREREQ GRAD STANDING IN SPANISH OR DEPT CONSENT. SAME AS SPAN 7220. | 001 | 23611 0330PM-0600PM M | MKNA 103 NL MOLINARO | 6 |
| SPAN 5320 | 3 | SEM-MOD S-A POETRY 10BKS | PREREQ GRAD STANDING IN SPANISH OR DEPT CONSENT. SAME AS SPAN 7320. | 001 | 22576 0330PM-0600PM T | HUMN 1B90 PM ELMORE | 6 |
| SPAN 5650 | 3 | METHODS TEACHING SPANISH | | 001 | 21695 0330PM-0600PM W | MKNA 103 O CASTRO | 5 |
| SPAN 7120 | 3 | SEM-CONTEMP SPAN POETRY | PREREQ GRAD STANDING IN SPANISH OR DEPT CONSENT. SAME AS SPAN 5120. | 001 | 23614 0700PM-0930PM R | MKNA 103 A HORNO DELGADO | 6 |
| SPAN 7200 | 3 | SEM-ORIG MOVL III DON Q | | 001 | 22568 0330PM-0600PM F | MKNA 103 J BAENA | 6 |
| SPAN 7210 | 3 | SEM-PANORAMA 19C SPN LIT | | 001 | 22575 0330PM-0600PM R | MKNA 103 RL LANDEIRA | 6 |
| SPAN 7220 | 3 | SEM-SPANISH POSTWAR THTR | PREREQ GRAD STANDING IN SPANISH OR DEPT CONSENT. SAME AS SPAN 5220. | 001 | 23612 0330PM-0600PM M | MKNA 103 NL MOLINARO | 6 |
| SPAN 7320 | 3 | SEM-MOD S-A POETRY 10BKS | PREREQ GRAD STANDING IN SPANISH OR DEPT CONSENT. SAME AS SPAN 5320. | 001 | 22577 0330PM-0600PM T | HUMN 1B90 PM ELMORE | 6 |

◆ Indicates an arts and sciences core course.



VI. Practica

NOTE: ALL PRACTICA COURSES ARE OPEN ENROLLMENT. SEE THE DEPARTMENT OFFICE FOR ELIGIBILITY. COURSE FEES: \$100 PER COURSE; \$200 MAXIMUM.

| | | | | | | | |
|-----------|-----|---------------------------|---|-----|------------------|------------------|----|
| SLHS 4918 | 2 | INTRO/CLINICAL PRACTICE | PREREQ OR COREQ SLHS 4502 OR 4512, JR/SR STANDING, REQUIRES ADDITIONAL TIME OUTSIDE CLASS. | 800 | 0800AM-0850AM TR | CDSS 230 S GOETZ | 70 |
| SLHS 4938 | 1-6 | INTRN/SPCH-LANG INTERVEN | PREREQ SLHS 4918 OR INSTRUCTOR CONSENT. | 800 | TBA | S GOETZ | 25 |
| SLHS 5878 | 1-3 | PRAC 1-SP/LANG/LRN/APPPRA | PREREQ GRAD ENROLLMENT IN SLHS. STUDENTS SHOULD LEAVE 8AM-5PM OPEN ON TUES/THURS. FOR CLINIC ASSIGNMENTS. | 800 | TBA | | 50 |
| SLHS 5898 | 1-4 | PRAC 1-SP/LANG/LRN/INTRV | PREREQ GRAD STANDING IN SLHS. ADDL TIME REQUIRED OUTSIDE CLASS. | 800 | 1230PM-0145PM R | CDSS 230 | 50 |
| SLHS 5918 | 1-3 | PRAC 1-AUDIO APPRAISAL | PREREQS SLHS 4704 AND 4714 OR EQUIV. | 800 | TBA | | 10 |
| | | | | 801 | TBA | | 10 |
| SLHS 5938 | 1-3 | PRAC 1-AUDIO INTERVENT | PREREQ SLHS 4714. | 800 | TBA | | 10 |
| SLHS 6918 | 5 | PRAC 2-SP/LANG/LRN/INTRN | SEC 800 FOR AUDIOLOGY MAJORS ONLY. SEC 801 & 802 FOR SPEECH PATHOLOGY MAJORS ONLY. | 800 | TBA | | 30 |
| | | | | 801 | TBA | | 15 |
| | | | | 802 | TBA | | 15 |
| SLHS 6928 | 5 | PRAC 2-PUBLIC SCH INTERN | SEC 800 FOR AUDIOLOGY MAJORS ONLY. SECS 801 & 802 FOR SPEECH PATHOLOGY MAJORS ONLY. | 800 | TBA | | 40 |
| | | | | 801 | TBA | SM MOORE | 10 |
| | | | | 802 | TBA | SM MOORE | 10 |
| SLHS 6938 | 5 | PRAC 2-AUDIO INTERNSHIP | | 800 | TBA | LS KEPLER | 10 |
| | | | | 801 | TBA | LS KEPLER | 10 |
| SLHS 7918 | 3 | PRAC 3-CLINICAL SUPERVSN | | 800 | TBA | | 5 |
| SLHS 7928 | 3 | PRAC 3-CLINICAL ADMINIST | | 800 | TBA | SMMOORE | 5 |
| SLHS 8918 | 3 | PRAC 3-CLASSRM INSTRUCTN | | 800 | TBA | | 5 |
| SLHS 8928 | 3 | PRAC 3-RESEARCH COORDIN | | 800 | TBA | | 5 |

Theatre - Theatre C 132 (303-492-7355)

STUDENTS IN "PERFORMANCE" CLASSES WHO ARE ABSENT FOR TWO OF THE FIRST FOUR CLASSES MAY BE ADMINISTRATIVELY DROPPED AT THE DISCRETION OF THE INSTRUCTOR. FOR ALL OTHER CLASSES STUDENTS WHO DO NOT ATTEND THE FIRST TWO CLASS SESSIONS MAY BE ADMINISTRATIVELY DROPPED AT THE DISCRETION OF THE INSTRUCTOR. INDEPENDENT STUDY COURSE WORK IS AVAILABLE. THIS DEPARTMENT USES BOTH AUTOMATIC AND RESEQUENCED WAIT LISTS. (SEE "USING WAIT LISTS" IN THE FRONT OF THIS SCHEDULE.) GRADUATE STUDENTS NEEDING TO REGISTER FOR MASTER'S THESIS, MASTER'S DEGREE CANDIDATE, OR DOCTORAL THESIS, PLEASE CONSULT THE DEPARTMENT FOR FURTHER INFORMATION. IF A COURSE HAS A FEE FOR SPECIALIZED SUPPLIES, EQUIPMENT AND/OR INSTRUCTIONAL SUPPORT, THE FEE IS NOTED IN THE COURSE LISTINGS.

I. History/Dramaturgy/Directing

| | | | | | | | |
|-------------|---|------------------------------|---|------|-------------------------|----------------------|-----|
| THTR 2021 | 3 | DEV THTR 2:FORMS/MODRN | | 001 | 21775 0900AM-0950AM MWF | HUMN 1B90 OW GERLAND | 45 |
| ◆ THTR 3011 | 3 | DEVELOP AMER MUSIC THTR | PREREQ JR/SR STANDING. RECOMMENDED 3 CREDIT HOURS IN THTR, DNCE OR MUSC. | 001 | 23275 1100AM-1215PM TR | HUMN 1B50 BE COLEMAN | 200 |
| ◆ THTR 4021 | 3 | DEV THTR 4: AMER THTR/ DRAMA | PREREQS JR/SR STANDING, MIN 12 HOURS THTR COURSEWORK. SIMILAR TO THTR 4001. | 001 | 23550 1100AM-1215PM TR | EKLC E1B75 JM SYMONS | 20 |
| THTR 4051 | 3 | PLAYWRITING | PREREQ INSTRUCTOR CONSENT. | 801 | 0900AM-1045AM TR | CARL 304 *UNASSIGNED | 12 |
| THTR 4061 | 3 | DIRECTING | PREREQS THTR 1003 OR 2003, THTR 2005, 2013, 2025, AND TWO SEMESTERS OF THTR 3035. MAY NOT BE TAKEN CONCURRENTLY WITH THTR 3035. | 810 | 0330PM-0530PM TR | THTR C2-40 SR KELLEY | 15 |
| LAB | | | | L811 | 0400PM-0600PM W | THTR C2-40 SR KELLEY | 15 |

Sections 700-899 are controlled enrollment - see department for eligibility

| Core Course Department | Course Number | Credits | Course Title | Sec. Number | Call Number | Time/Days | Blgd/Room | Instructor | Max. Enrollment |
|---------------------------|---------------|---------|--------------------------------|-------------|-------------|------------------|-----------|------------|--------------------|
| ◆ THTR | 4081 | 3 | SENIOR SEMINAR | 801 | | 0600PM-0830PM T | THTR W305 | NL SPANIER | 10 |
| THTR | 5031 | 3 | RUSSIAN THEATRE | 001 | 23347 | 0230PM-0400PM MW | THTR C342 | JM SYMONS | 15 |
| THTR | 5061 | 3 | SEMINAR: ASIAN THEATRE | 001 | 21845 | 0230PM-0500PM T | THTR C342 | H YAN | 15 |
| THTR | 6041 | 3 | MODERN EUROPEAN DRAMA | 001 | 23345 | 0230PM-0500PM R | THTR C342 | H YAN | 15 |
| THTR | 6051 | 1-3 | PROD/RSCH/PRAC IN DIRECT | 800 | | TBA | | | 5 |
| THTR | 6091 | 1-3 | PRP: DRAMATURGY | 800 | | TBA | | | 5 |

II. Performance

(SEE NOTES UNDER DEPARTMENT HEADING FOR ATTENDANCE POLICY)

| | | | | | | | | | |
|------|------|-----|--------------------------------|------|-------|--|------------|-----------|----|
| THTR | 1003 | 3 | BEGINNING ACTING | | | SEC 001 RESTRICTED TO STUDENTS WITH 56 HRS OR LESS. | | | |
| | | | | 001 | 21759 | 1100AM-1250PM MW | THTR C2-40 | SR MORROW | 20 |
| | | | | 002 | 21760 | 1100AM-1250PM TR | CARL 304 | AM ANDES | 20 |
| THTR | 2003 | 3 | BEGIN ACTING W/EXPER | 801 | | 1000AM-1150AM MW | CARL 304 | LR TATOM | 20 |
| | | | | 802 | | 1100AM-1250PM TR | THTR C1B40 | SR MORROW | 20 |
| THTR | 2013 | 3 | PERFORMNCE OF LITERATURE | | | RESTRICTED TO STUDENTS WITH 15 CREDIT HOURS OR MORE. | | | |
| | | | | | | PREREQ THTR 1003, 2003 OR 2043. | | | |
| | | | | 001 | 21769 | 1100AM-1230PM MWF | THTR C1B40 | HA SMITH | 20 |
| | | | | 002 | 21770 | 0115PM-0245PM MWF | THTR C1B40 | TP JOYNER | 20 |
| THTR | 2043 | 3 | VOICE FOR THE STAGE | | | PREREQ THTR 2003 OR INSTRUCTOR CONSENT. | | | |
| | | | | 001 | 21777 | 0930AM-1050AM TR | THTR C1B40 | CE TAYLOR | 18 |
| THTR | 3013 | 4 | STUDIO 1 - TECHNIQUE | | | PREREQ SOPH STANDING AND ADMISSION TO BFA PROGRAM IN ACTING. | | | |
| | | | | 810 | | 0130PM-0205PM MWF | THTR C2-40 | SR KELLEY | 22 |
| | | | | L811 | | 0205PM-0320PM MWF | THTR C2-40 | SR KELLEY | 22 |
| THTR | 4003 | 3 | ADVANCED ACTING | | | PREREQS THTR 2023 AND 2043. | | | |
| | | | | 001 | 23350 | 1200PM-0150PM MW | CARL 304 | PA COLE | 20 |
| THTR | 4013 | 4 | STUDIO 3: SHAKESPEARE | | | PREREQ THTR 3013 AND 3023 OR INSTRUCTOR CONSENT. | | | |
| | | | | 810 | | 0900AM-0935AM MWF | THTR C1B40 | CE TAYLOR | 20 |
| | | | | L811 | | 0935AM-1050AM MWF | THTR C1B40 | CE TAYLOR | 20 |
| THTR | 4073 | 3 | PERFORMING VOICES WOMEN | 801 | | 0330PM-0500PM MWF | THTR W350 | M SPENCER | 15 |
| THTR | 4083 | 3 | STD4/CONTEMP BRI/AM THTR | | | PREREQS THTR 3013, 3023, 4013, OR INSTRUCTOR CONSENT. | | | |
| | | | | 810 | | 1230PM-0110PM TR | THTR C2-40 | SR KELLEY | 20 |
| | | | | L811 | | 0110PM-0255PM TR | THTR C2-40 | SR KELLEY | 20 |
| THTR | 6003 | 1-3 | PROD/RSCH/PRAC IN ACTING | 800 | | TBA | | | 5 |

III. Design and Technical Theatre

| | | | | | | | | | |
|------|------|---|--------------------------------|------|-------|--|------------|--------------------------|----|
| THTR | 2005 | 3 | INTRO TECH PRODUCTION 1 | | | COREQ THTR 2015. | | | |
| | | | SCENE/PROPS/LIGHT/SOUND | 001 | 21768 | 1000AM-1050AM MWF | THTR C1-90 | RJ BOVARD BA BERGNER | 24 |
| THTR | 2015 | 1 | INTRO TECH PROD/LAB | | | COREQ THTR 2005. | | | |
| | | | | 001 | 21771 | 0200PM-0500PM M | THTR C1-90 | RJ BOVARD SB MCDONALD | 6 |
| | | | | 002 | 21772 | 0200PM-0500PM T | THTR C1-90 | RJ BOVARD SB MCDONALD | 6 |
| | | | | 003 | 21773 | 0200PM-0500PM W | THTR C1-90 | RJ BOVARD SB MCDONALD | 6 |
| | | | | 004 | 21774 | 0200PM-0500PM R | THTR C1-90 | RJ BOVARD SB MCDONALD | 6 |
| THTR | 2025 | 3 | INTRO TECH PRODUCTION 2: | | | COREQ THTR 2045. | | | |
| | | | COSTUMING AND MAKEUP | 801 | | 0930AM-1045AM TR | THTR C3-70 | JL BENNING | 24 |
| THTR | 2045 | 1 | INTRO COSTUME LAB | | | COREQ THTR 2025. | | | |
| | | | | 801 | | 0200PM-0500PM T | THTR C1B30 | TA STARK | 8 |
| | | | | 802 | | 0200PM-0500PM W | THTR C1B30 | TA STARK | 8 |
| | | | | 803 | | 0200PM-0500PM R | THTR C1B30 | TA STARK | 8 |
| THTR | 3005 | 3 | COSTUME DESIGN 1 | 801 | | 0900AM-1130AM WF | THTR C3-40 | JL BENNING | 10 |
| THTR | 3035 | 2 | THEATRE PRACTICUM | | | PREREQS THTR 2005, THTR 2015, AND THTR 2025 OR 2035. MAY NOT BE TAKEN CONCURRENTLY WITH THTR 4061. | | | |
| | | | | 810 | | 1230PM-1255PM F | THTR C1-90 | RJ BOVARD | 40 |
| | | | | L811 | | 0100PM-0500PM M | THTR C1-90 | RJ BOVARD | 8 |
| | | | | L812 | | 0100PM-0500PM T | THTR C1-90 | RJ BOVARD | 8 |

| Core Course Department | Course Number | Credits | Course Title | Sec. Number | Call Number | Time/Days | Blgd/Room | Instructor | Max. Enrollment |
|---------------------------|---------------|---------|---------------------------------|-------------|-------------|--|------------|------------------|--------------------|
| ◆ UWRP | 3020 | 3 | TPC-CRIT: SHAKESP HAMLET | 016 | 22145 | 1200PM-1250PM MWF | MUEN D439 | J LAVINSKY | 18 |
| | | | TPC-PRIDE AND PREJUDICE | 017 | 22146 | 0100PM-0150PM MWF | DUAN G1B39 | M GASSER | 18 |
| | | | TPC-AMER SHORT STORIES | 018 | 22147 | 0100PM-0150PM MWF | MUEN E114 | TD VON DER NUELL | 18 |
| | | | TPC-MUSIC AESTHETICS | 019 | 22148 | 0200PM-0250PM MWF | HALE 236 | D BRIGHAM | 18 |
| | | | TPC-NATIVE AMERICAN TPCS | 020 | 22149 | 0200PM-0250PM MWF | LIBR M300D | C KUNCE | 18 |
| | | | TOPICS IN WRITING | 021 | 22150 | 0300PM-0350PM MWF | MKNA 204 | | 18 |
| | | | TPC-POLITICAL PRESS | 022 | 22151 | 0300PM-0350PM MWF | CLRE 212 | DH WILKERSON | 18 |
| | | | TPC-ECPOETICS | 023 | 22152 | 0400PM-0450PM MWF | HLMS 271 | MB COOPERMAN | 18 |
| | | | TOPICS IN WRITING | 024 | 22153 | 0400PM-0450PM MWF | CLRE 212 | | 18 |
| | | | TPC-ECPOETICS | 025 | 22154 | 0500PM-0550PM MWF | CLRE 212 | MB COOPERMAN | 18 |
| | | | TPC-NEW YORK TIMES TPCS | 026 | 22155 | 0300PM-0415PM MW | DUAN G1B39 | LM NICITA | 18 |
| | | | TPC-WESTERN AMERICAN LIT | 027 | 22156 | 0300PM-0415PM MW | DUAN G1B35 | K PETTIT | 18 |
| | | | TPC-SOJOURNER TRUTH | 028 | 22157 | 0300PM-0415PM MW | HALE 236 | C KUNCE | 18 |
| | | | TPC-SOJOURNER TRUTH | 029 | 22158 | 0430PM-0545PM MW | HALE 236 | C KUNCE | 18 |
| | | | TPC-WRTG REAL/VIRTUAL SOC | 030 | 22159 | 0800AM-0915AM TR | HUMN 1B45 | A BLISS | 15 |
| | | | TPC-MUSIC AESTHETICS | 031 | 22160 | 0800AM-0915AM TR | HUMN 370 | LL JENKS | 18 |
| | | | TPC-CRIME/ETHICS/JUSTICE | 032 | 22161 | 0800AM-0915AM TR | CLRE 302 | ES QUINLAN | 18 |
| | | | TPC-MULTI-CULTURAL ISS | 033 | 22162 | 0930AM-1045AM TR | CLRE 212 | A FELDMAN | 18 |
| | | | TPC-MUSIC AESTHETICS | 034 | 22163 | 0930AM-1045AM TR | EDUC 132 | LL JENKS | 18 |
| | | | TPC-CONTEM WOMEN WRITERS | 035 | 22164 | 0800AM-0915AM TR | DUAN G1B25 | CB MACDONALD | 18 |
| | | | TPC-MUSIC AESTHETICS | 036 | 22165 | 1100AM-1215PM TR | EDUC 132 | LL JENKS | 18 |
| | | | TPC-TRAGIC DRAMA | 038 | 22167 | 1230PM-0145PM TR | DUAN G1B39 | JL HALL | 18 |
| | | | TPC-MULTI-CULTURAL ISS | 039 | 22168 | 1230PM-0145PM TR | MUEN E114 | A FELDMAN | 18 |
| | | | TRC-RHET OF IMPERIALISM | 040 | 22169 | 1230PM-0145PM TR | | A LEWIS | 18 |
| | | | TPC-CRIME/ETHICS/JUSTICE | 041 | 22170 | 1230PM-0145PM TR | | ES QUINLAN | 18 |
| | | | TPC-HEROISM:TROY-VIETNAM | 042 | 22171 | 1230PM-0145PM TR | CLRE 208 | FREDRICKSMEYER | 18 |
| | | | TPC-ENVIRONMENTAL ISSUES | 043 | 22172 | 0200PM-0315PM TR | MUEN E114 | RJ DICKSON | 18 |
| | | | TRC-RHET OF IMPERIALISM | 044 | 22173 | 0200PM-0315PM TR | EDUC 134 | A LEWIS | 18 |
| | | | TPC-SUN ALSO RISES | 045 | 22174 | 0200PM-0315PM TR | STAD 135 | M TILTON | 18 |
| | | | TPC-WRLD NOVEL/WRLD VIEW | 046 | 22175 | 0200PM-0315PM TR | MUEN E126 | P SCHABERG | 18 |
| | | | TPC-SHAKESPRE:LOVE TRAGD | 048 | 22177 | 0200PM-0315PM TR | HUMN 190 | JL HALL | 18 |
| | | | TPC-ENVIRONMENTAL ISSUES | 049 | 22178 | 0330PM-0445PM TR | CLRE 212 | RJ DICKSON | 18 |
| | | | TPC-HEROISM:TROY-VIETNAM | 050 | 22179 | 0330PM-0445PM TR | CLRE 208 | FREDRICKSMEYER | 18 |
| | | | TPC-WRLD NOVEL/WRLD VIEW | 051 | 22180 | 0330PM-0445PM TR | CLRE 301 | P SCHABERG | 18 |
| | | | TPC-CONTEM WOMEN WRITERS | 052 | 22181 | 0330PM-0445PM TR | CLRE 302 | DL VILES | 18 |
| | | | TPC-NEW-YORKER/NON-FICT | 053 | 22182 | 0330PM-0445PM TR | GUGG 2 | | 18 |
| | | | TPC-WWII ISS:THE PACIFIC | 054 | 22183 | 0500PM-0615PM TR | CLRE 212 | RJ DICKSON | 18 |
| | | | TPC-SUN ALSO RISES | 055 | 22184 | 0500PM-0615PM TR | MUEN D439 | M TILTON | 18 |
| | | | TPC-THEATRE AND DRAMA | 056 | 23098 | 0900AM-0950AM MWF | ECON 16 | S HUDSON | 18 |
| | | | TPC-THEATRE AND DRAMA | 057 | 23099 | 1000AM-1050AM MWF | ECON 16 | S HUDSON | 18 |
| | | | TPC-ESL:TOPICS IN WRIT | 800 | | 0930AM-1045AM TR | HALE 235 | A BLISS | 15 |
| | | | TPC-ESL:TOPICS IN WRIT | 801 | | 1100AM-1215PM TR | HALE 236 | A BLISS | 15 |
| ◆ UWRP | 3030 | 3 | WRITING/SCIENCE-SOCIETY | | | RESTRICTED TO JRS/SRS. RESTRICTED TO ENGINEERING, PHYSICAL SCIENCE & BIOLOGICAL SCIENCE MAJORS. SECS 800 & 801 FOR ESL STUDENTS. CALL DR BLISS 303-492-4478. | | | |
| | | | | 001 | 22189 | 0900AM-0950AM MWF | EDUC 132 | J LAVINSKY | 18 |
| | | | | 002 | 22190 | 1000AM-1050AM MWF | MUEN D439 | E FISHER | 18 |
| | | | | 003 | 22191 | 1200PM-1250PM MWF | ECCR 133 | E FISHER | 18 |
| | | | | 004 | 22192 | 1200PM-1250PM MWF | DUAN G1B25 | DH WILKERSON | 18 |
| | | | | 005 | 22193 | 0100PM-0150PM MWF | LIBR M300D | K MASON | 18 |
| | | | | 006 | 22991 | 0200PM-0250PM MWF | MUEN E114 | DH WILKERSON | 18 |
| | | | | 007 | 22194 | 0300PM-0415PM MW | DUAN G1B27 | V TUTTLE | 18 |
| | | | | 008 | 22195 | 0300PM-0415PM MW | LIBR M300D | K MASON | 18 |
| | | | | 009 | 22196 | 0430PM-0545PM MW | LIBR M300D | K MASON | 18 |
| | | | | 010 | 22197 | 1100AM-1215PM TR | LIBR M300D | A FELDMAN | 18 |
| | | | | 011 | 22198 | 0100PM-0150PM MWF | MUEN E118 | A HAMPPEL | 18 |
| | | | | 012 | 22199 | 0200PM-0315PM TR | CLRE 208 | FREDRICKSMEYER | 18 |
| | | | | 013 | 22992 | 0200PM-0315PM TR | ECON 16 | HL GINGRASS | 18 |
| | | | | 014 | 22993 | 0330PM-0445PM TR | EKLC E1B50 | HL GINGRASS | 18 |
| | | | | 015 | 22994 | 0500PM-0615PM TR | MUEN E114 | P SCHABERG | 18 |
| | | | | 016 | 23440 | 1100AM-1150AM MWF | EDUC 132 | A HAMPPEL | 18 |

| | | | | | | | |
|-----------|------|--------------------------|---|-----------------------|------------|------------|----|
| | L813 | 0100PM-0500PM W | THTR C1-90 | RJ BOVARD | 8 | | |
| | L814 | 0100PM-0500PM R | THTR C1-90 | RJ BOVARD | 8 | | |
| | L815 | 0100PM-0500PM F | THTR C1-90 | RJ BOVARD | 8 | | |
| THTR 3045 | 3 | STAGE MANAGEMENT | PREREQ THTR 2005 AND 2015. | | | | |
| | 801 | 1100AM-1215PM MF | SEE DEPT | SB MCDONALD | 8 | | |
| THTR 3055 | 3 | STAGE LIGHTING DESIGN 1 | 001 | 21792 0930AM-1215PM R | THTR C2-40 | BA BERGNER | 20 |
| THTR 4005 | 3 | COSTUME DESIGN 2 | PREREQ THTR 3005. | | | | |
| | 001 | 21805 1000AM-1230PM WF | THTR C3-40 | JL BENNING | 10 | | |
| THTR 4065 | 1-3 | ADVANCED DESIGN PROJECTS | REQUIRES ADDITIONAL TIME OUTSIDE CLASS. | | | | |
| | 800 | 1200PM-1250PM T | THTR C1-90 | | 12 | | |
| THTR 4075 | 1-3 | ADVN TECHNICAL PROJECTS | REQUIRES ADDITIONAL TIME OUTSIDE CLASS. | | | | |
| | 800 | 1200PM-1250PM T | THTR C1-90 | | 12 | | |
| THTR 4085 | 3 | THEATRE MANAGEMENT | PREREQ THTR 2005. RECOMMENDED PREREQ: AT LEAST FOUR COURSES IN THEATRE OR DANCE. SAME AS THTR 5085. SIMILAR TO THTR 3065. | | | | |
| | 801 | 0900AM-1015AM MW | THTR C3-42 | RM DEVIN | 8 | | |
| THTR 4095 | 3 | TPC-DRAFTING/RENDERING | PREREQ INSTRUCTOR CONSENT. | | | | |
| | 801 | 0930AM-1215PM T | THTR C3-40 | BA BERGNER | 10 | | |
| THTR 5085 | 3 | THEATRE MANAGEMENT | PREREQ THTR 2005. RECOMMENDED PREREQ: AT LEAST FOUR COURSES IN THEATRE OR DANCE. SAME AS THTR 4085. SIMILAR TO THTR 3065. | | | | |
| | 801 | 0900AM-1015AM MW | THTR C3-42 | RM DEVIN | 7 | | |
| THTR 6005 | 1-3 | PROD/RSCH/PRAC-DESIGNING | 800 | TBA | 5 | | |

IV. Special Courses in Theatre

| | | | | | | | |
|-------------|---|-------------------------|-----|-------------------------|----------|-------------|-----|
| ◆ THTR 1009 | 3 | INTRODUCTION TO THEATRE | 001 | 21763 1200PM-1250PM MWF | F A N141 | AM GARRETT | 125 |
| | | | 002 | 21764 0300PM-0350PM MWF | HLMS 252 | TK PAGEL | 125 |
| | | | 003 | 21765 1100AM-1215PM TR | HLMS 201 | *UNASSIGNED | 90 |

University Writing Program

Temporary Building 1, R113 (303-492-8188)

PLEASE CONSULT THE COURSE CATALOG FOR DESCRIPTIONS OF ALL UWRP CLASSES. FOR 1150 AND 1250, YOU SHOULD ASSESS YOUR OWN SKILLS AND CHOOSE THE COURSE APPROPRIATE TO YOUR NEEDS. 1150 & 1250 FULFILL THE LOWER-DIVISION WRITTEN COMMUNICATION REQUIREMENT FOR A&S. 3020, 3030, & 3040 FULFILL THE UPPER-DIVISION WRITTEN COMM. REQUIREMENT. UWRP CLASSES CANNOT BE TAKEN P/F FOR CORE. ALL STUDENTS ENROLLED IN UWRP CLASSES MUST ATTEND REGULARLY DURING THE DROP/ADD PERIOD. ANY STUDENT WHO MISSES THREE CLASSES DURING THAT TIME MAY BE ADMINISTRATIVELY DROPPED; NEVERTHELESS, STUDENTS REMAIN RESPONSIBLE FOR DROPPING THEIR OWN COURSES.

| | | | | | | | | |
|--------------------------|-----|---|--|-------------------------|------------|--|----|--|
| ◆ UWRP 1150 | 3 | INTRO EXPOSITORY WRITING | 001 | 22113 0800AM-0850AM MWF | EDUC 132 | | 18 | |
| | | | 002 | 22114 0900AM-0950AM MWF | DUAN G2B21 | | 18 | |
| | | | 003 | 22115 0100PM-0150PM MWF | EDUC 132 | | 18 | |
| | | | 004 | 22116 1100AM-1150AM MWF | HLMS 220 | | 16 | |
| | | | 005 | 22117 0800AM-0915AM TR | CLRE 301 | | 18 | |
| ◆ UWRP 3020 | 3 | ARGUMENTATIVE WRITING. SECS 800 & 801 FOR ESL STUDENTS; CALL DR. BLISS, 303-492-4478. | RESTRICTED TO JRS/SRS. TOPICS PROVIDE FOCUS FOR ANALYTICAL AND | | | | | |
| TPC-WHO KILLED POETRY | 001 | 22130 0800AM-0850AM MWF | LIBR M3000 | D E ERON | | | 18 | |
| TPC-CNFLCT/VIRTUE/JUSTIC | 002 | 22131 0800AM-0850AM MWF | MUEN E114 | B THOMAS | | | 18 | |
| TPC-WUTHERING HEIGHTS | 003 | 22132 0900AM-0950AM MWF | EKLC M203 | PT MURPHY | | | 18 | |
| TPC-WHO KILLED POETRY | 004 | 22133 0900AM-0950AM MWF | LIBR M3000 | D E ERON | | | 18 | |
| TPC-MIDDLEMARCH | 005 | 22134 0900AM-0950AM MWF | DUAN G1B35 | M GASSER | | | 18 | |
| TPC-CNFLCT/VIRTUE/JUSTIC | 006 | 22135 0900AM-0950AM MWF | DUAN G1B39 | B THOMAS | | | 18 | |
| TPC-AMER SHORT STORIES | 007 | 22136 0900AM-0950AM MWF | DUAN G2B60 | TD VON DER NUELLE | | | 18 | |
| TPC-WUTHERING HEIGHTS | 008 | 22137 1000AM-1050AM MWF | LIBR M3000 | PT MURPHY | | | 18 | |
| TPC-CRIT: SHAKESP HAMLET | 009 | 22138 1000AM-1050AM MWF | EDUC 132 | J LAVINSKY | | | 18 | |
| TPC-PRIDE AND PREJUDICE | 010 | 22139 1200PM-1250PM MWF | MUEN E126 | M GASSER | | | 18 | |
| TPC-AMER SHORT STORIES | 011 | 22140 1200PM-1250PM MWF | DUAN G1B35 | TD VON DER NUELLE | | | 18 | |
| TPC-CNFLCT/VIRTUE/JUSTIC | 012 | 22141 1000AM-1050AM MWF | CLRE 209 | B THOMAS | | | 18 | |
| TPC-FOLK AND FAIRY TALES | 013 | 22142 1100AM-1150AM MWF | DUAN G1B39 | PT MURPHY | | | 18 | |
| TPC-FICTION:ETHICS/GENDR | 014 | 22143 1100AM-1150AM MWF | LIBR M3000 | T LYONS | | | 18 | |
| TPC-FICTION:ETHICS/GENDR | 015 | 22144 1200PM-1250PM MWF | LIBR M3000 | T LYONS | | | 18 | |

◆ Indicates an arts and sciences core course.

| | | | | | |
|-------------|-----|--------------------------|---|--------------|----|
| | 017 | 23444 0200PM-0250PM MWF | HUMN 160 | MB COOPERMAN | 18 |
| | 800 | 0930AM-1045AM TR | HALE 235 | A BLISS | 5 |
| | 801 | 1100AM-1215PM TR | HALE 236 | A BLISS | 18 |
| ◆ UWRP 3040 | 3 | WRITING/BUSINESS-SOCIETY | RESTRICTED TO JRS/SRS. RESTRICTED TO BUSINESS STUDENTS AND ECON MAJORS. SECS 800-801 FOR ESL STUDENTS; CALL DR. BLISS 303-492-4478. | | |
| | 001 | 22203 0800AM-0850AM MWF | MUEN E131 | K MCARTHUR | 18 |
| | 002 | 22204 0900AM-0950AM MWF | MUEN D439 | K MCARTHUR | 18 |
| | 003 | 22205 0900AM-0950AM MWF | HLMS 104 | J PIIRTO | 18 |
| | 004 | 22206 1000AM-1050AM MWF | MUEN D144 | J PIIRTO | 18 |
| | 005 | 22207 1000AM-1050AM MWF | CLRE 212 | D E ERON | 18 |
| | 006 | 22208 1100AM-1150AM MWF | MUEN E114 | J PIIRTO | 18 |
| | 007 | 22209 1200PM-1250PM MWF | ECCR 139 | K MCARTHUR | 18 |
| | 008 | 22210 1200PM-1250PM MWF | MUEN E114 | D BRIGHAM | 18 |
| | 009 | 22211 0100PM-0150PM MWF | MUEN D439 | K MCARTHUR | 18 |
| | 010 | 22212 0100PM-0150PM MWF | ECON 16 | D BRIGHAM | 18 |
| | 011 | 22213 0200PM-0250PM MWF | EDUC 132 | | 18 |
| | 012 | 22214 0300PM-0350PM MWF | EDUC 132 | | 18 |
| | 013 | 22215 0300PM-0415PM MW | CLRE 209 | R NORGAARD | 18 |
| | 014 | 22995 0800AM-0915AM TR | MUEN D439 | R NORGAARD | 18 |
| | 015 | 22216 1230PM-0145PM TR | ECON 16 | HL GINGRASS | 18 |
| | 016 | 22217 1230PM-0145PM TR | LIBR M3000 | E GLOEGE | 18 |
| | 017 | 22218 0330PM-0445PM TR | LIBR M3000 | E GLOEGE | 18 |
| | 018 | 22219 0330PM-0445PM TR | HALE 236 | A GOODLOE | 18 |
| | 019 | 22996 0500PM-0615PM TR | HALE 236 | A GOODLOE | 18 |
| | 800 | 0930AM-1045AM TR | HALE 235 | A BLISS | 5 |
| | 801 | 1100AM-1215PM TR | HALE 236 | A BLISS | 5 |

Women Studies - Gates Woodruff Cottage (303-492-8923)

TO ENSURE CLASS ENROLLMENT, STUDENTS SHOULD ATTEND CLASSES THE FIRST WEEK. STUDENTS MAY BE ADMINISTRATIVELY DROPPED FOR NON-ATTENDANCE OR LACK OF PREREQUISITES. FOR ADDITIONAL INFORMATION ON OUR PROGRAM, PLEASE VISIT WWW.COLORADO.EDU/ARTSSCIENCES/ WOMENSTUDIES

I. Women Studies Sponsored Courses

| | | | | | | | | |
|-------------|-----|--------------------------|--|-------------------------|----------|-----------------|----|--|
| ◆ WMST 2000 | 3 | INTRO/FEMINIST STUDIES | 001 | 22247 1230PM-0145PM TR | HUMN 135 | MC CHURCHILL | 80 | |
| ◆ WMST 2020 | 3 | SOC CONST/FEMIN/MASCULIN | 001 | 22249 0100PM-0150PM MWF | HLMS 267 | MILLERSDAUGHTER | 65 | |
| | | | 002 | 23184 1000AM-1050AM MWF | HUMN 135 | JE STAREK | 80 | |
| | | | 001 | 22251 0900AM-0950AM MWF | HLMS 267 | F AHMAD | 50 | |
| ◆ WMST 2050 | 3 | WOMEN AND SOCIETY | RECOMMENDED PREREQ WMST 2000 OR 2600. | | | | | |
| ◆ WMST 2400 | 3 | HIST OF WOMEN & ACTIVISM | 001 | 22252 0930AM-1045AM TR | BESC 185 | AM POIS | 65 | |
| | | | 001 | 22253 1100AM-1150AM MWF | HALE 230 | LS PARK | 80 | |
| ◆ WMST 2600 | 3 | GENDER RACE & CLASS | PREREQ WMST 2000. REQUIRED FOR WMST MAJORS/MINORS. RESTRICTED TO JRS/SRS. BACKGROUND IN WMST SCHOLARSHIP EXPECTED. | | | | | |
| | | | 001 | 22261 0200PM-0315PM TR | HLMS 267 | L WHITE | 50 | |
| ◆ WMST 3210 | 3 | AMERICAN INDIAN WOMEN | PREREQ WMST 2000 OR WMST 2600 OR ETHN 2000. SAME AS AIST 3210. | | | | | |
| | | | 001 | 22263 0330PM-0445PM TR | ECON 13 | MC CHURCHILL | 25 | |
| WMST 3314 | 3 | VIOLENCE/WMN-GIRLS | PREREQ WMST 2000. SAME AS SOCY 3314. | | | | | |
| | | | 001 | 22817 0930AM-1045AM TR | HALE 230 | J BELKNAP | 68 | |
| WMST 3700 | 3 | TPC-WOMEN/WAR/PEACE | PREREQ WMST 2000 OR 2600. | | | | | |
| | | | 001 | 22267 0200PM-0315PM TR | HLMS 141 | AM POIS | 35 | |
| WMST 3710 | 3 | TPC-WOMEN IN ISLAM | PREREQ WMST 2000 OR 2600. | | | | | |
| | | | 001 | 23185 0200PM-0250PM MWF | EDUC 143 | F AHMAD | 35 | |
| | | | 002 | 23186 0300PM-0415PM MW | HLMS 237 | K SHORT | 35 | |
| ◆ WMST 3900 | 3 | ASIAN AMERICAN WOMEN | PREREQ WMST 2000 OR 2600; OR AAST 2000 OR ETHN 1015. SAME AS AAST 3900. | | | | | |
| | | | 001 | 23187 1100AM-1215PM TR | KTCH 301 | M HASE | 20 | |
| WMST 3930 | 1-6 | WMST INTERNSHIP | PREREQS 6 HRS WMST COURSEWORK AND 30 CUMULATIVE HOURS. REQUIRES ADDITIONAL TIME OUTSIDE CLASS. | | | | | |
| | | | 801 | 0330PM-0450PM R | COTT 111 | AM POIS | 13 | |

Sections 700-899 are controlled enrollment - see department for eligibility

Core Course Department Course Number Credits Course Title
 Sec. Number Call Number Time/Days Bldg/Room Instructor Max. Enrollment

| | | | | | | | | | | |
|-------------|----------------------|-----------------|-------------------------------------|----------|----------|----|--|--|--|--|
| WMST 4800 3 | CAPSTONE SEMINAR | | PREREQS WMST MAJOR AND SR STANDING. | | | | | | | |
| 001 | 22273 | 0330PM-0600PM T | KTCH 118 | M HASE | 20 | | | | | |
| WMST 5010 3 | FEMINIST METHODOLOGY | | 001 22821 0300PM-0530PM W | COTT 111 | AMJAGGAR | 13 | | | | |

II. Cross-Listed Courses

| | | | | | | | | | | |
|---------------|--------------------------|-------------------|---|--------------|-----------|---|--|--|--|--|
| ◆ WMST 1006 3 | SOCIAL CONSTR/SEXUALITY | | SAME AS SOCY 1006. | | | | | | | |
| 001 | 22228 | 0200PM-0315PM TR | BESC 185 | | 14 | | | | | |
| 002 | 22229 | 0330PM-0445PM TR | DUAN G125 | | 14 | | | | | |
| 003 | 22230 | 1100AM-1150AM MWF | EKLC M203 | | 5 | | | | | |
| 004 | 22231 | 1200PM-1250PM MWF | KTCH 303 | | 7 | | | | | |
| ◆ WMST 1016 3 | SEX GENDER AND SOCIETY 1 | | SAME AS SOCY 1016. | | | | | | | |
| 010 | 0900AM-0850AM TR | HALE 270 | | | 44 | | | | | |
| 0 RECITATION | R012 22234 | 0900AM-0950AM W | DUAN G2B47 | | 7 | | | | | |
| R013 | 22235 | 0200PM-0250PM R | DUAN G1B39 | | 6 | | | | | |
| R014 | 22236 | 1000AM-1050AM F | COTT 111 | | 3 | | | | | |
| R015 | 22237 | 0200PM-0250PM M | DUAN G1B39 | | 6 | | | | | |
| R016 | 22238 | 1200PM-1250PM M | DUAN G1B39 | | 6 | | | | | |
| R017 | 22239 | 0100PM-0150PM W | MUEN D144 | | 8 | | | | | |
| R018 | 22240 | 0800AM-0850AM R | ECON 16 | | 4 | | | | | |
| R019 | 22241 | 0800AM-0850AM T | ECON 16 | | 4 | | | | | |
| ◆ WMST 1260 3 | INTRO WOMENS LITERATURE | | SAME AS ENGL 1260. | | | | | | | |
| 001 | 23063 | 0900AM-0950AM MWF | HUMN 1B80 | * UNASSIGNED | 10 | | | | | |
| 002 | 22242 | 1000AM-1050AM MWF | ECON 117 | * UNASSIGNED | 10 | | | | | |
| 003 | 23065 | 1200PM-1250PM MWF | MUEN E432 | * UNASSIGNED | 10 | | | | | |
| 004 | 22243 | 1230PM-0145PM TR | CLRE 301 | CL PRESTON | 10 | | | | | |
| 005 | 23067 | 0330PM-0445PM TR | ECON 2 | * UNASSIGNED | 10 | | | | | |
| WMST 2080 3 | ANTHROPOLOGY OF GENDER | | PREREQ ANTH 2100. SAME AS ANTH 2080. | | | | | | | |
| 001 | 23433 | 1100AM-1215PM TR | EKLC E1B50 | DM GOLDSTEIN | 10 | | | | | |
| ◆ WMST 2290 3 | PHILOSOPHY AND WOMEN | | SAME AS PHIL 2290. | | | | | | | |
| 010 | 22624 | 1100AM-1150AM MWF | HLMS 241 | | 16 | | | | | |
| WMST 3267 3 | WOMEN WRITERS | | PREREQ SOPH STANDING. SAME AS ENGL 3267. | | | | | | | |
| 001 | 23073 | 1200PM-1250PM MWF | MUEN E131 | J GARRITY | 10 | | | | | |
| ◆ WMST 3670 3 | IMMIGRANT WOMEN IN ECON | | PREREQ JR/SR STANDING OR INSTRUCTOR CONSENT. SAME AS ETHN 3670, CHST 3670, AND AAST 3671. | | | | | | | |
| 001 | 22265 | 0300PM-0415PM MW | HLMS 141 | LS PARK | 6 | | | | | |
| ◆ WMST 3672 3 | GENDER & GLOBAL ECONOMY | | PREREQS RECOMMENDED GEOG 1982, 1992 OR 2002; OR WMST 2000 OR 2050. SAME AS GEOG 3672. | | | | | | | |
| 001 | 22266 | 0400PM-0515PM MW | CLRE 207 | | 50 | | | | | |
| ◆ WMST 4291 3 | SEX DISCR- FED/STATE LAW | | PREREQ PSCI 1101 OR WMST 2000. SAME AS PSCI 4291. | | | | | | | |
| 001 | 22871 | 1100AM-1215PM TR | HUMN 1B90 | SM RUCKI | 10 | | | | | |
| ◆ WMST 4471 3 | WOMEN IN RUSSIAN CULTURE | | SAME AS RUSS 4471. | | | | | | | |
| 001 | 22819 | 0100PM-0150PM MWF | GUGG 2 | L OLSON | 15 | | | | | |
| WMST 3044 3 | WOMEN AND CRIME | | 001 23528 1100AM-1215PM TR | HALE 230 | J BELKNAP | 8 | | | | |
| ◆ WMST 3016 3 | MARRIAGE/FAMILY/U.S. | | SAME AS SOCY 3016. | | | | | | | |
| 001 | 23640 | 1200PM-1250PM MWF | GUGG 206 | | 7 | | | | | |
| 002 | 23641 | 0200PM-0250PM MWF | GUGG 206 | | 7 | | | | | |
| WMST 4016 3 | SEX/GENDER/SOCIETY 2 | | SAME AS SOCY 4016. | | | | | | | |
| 001 | 23642 | 0330PM-0445PM TR | KTCH 303 | | 7 | | | | | |

Core Course Department Course Number Credits Course Title
 Sec. Number Call Number Time/Days Bldg/Room Instructor Max. Enrollment

| | | | | | | | | | | |
|---------------|--------------------------|-------------------|----------------------|------------|--------------|----|--|--|--|--|
| ACCT 6720 2 | ESTATE PLANNING | | SAME AS LAWS 7217. | | | | | | | |
| 001 | 10034 | 0400PM-0600PM M | LAW | KD MILLARD | 3 | | | | | |
| ACCT 6730 3 | REAL ESTATE PLANNING | | SAME AS LAWS 7024. | | | | | | | |
| 001 | 10035 | 0800AM-0850AM MWF | LAW | NL STEUBEN | 5 | | | | | |
| ACCT 6780 3 | INTERNATIONAL TAX | | SAME AS LAWS 7617. | | | | | | | |
| 001 | 10038 | 0835AM-0950AM TR | LAW | WM GAZUR | 10 | | | | | |
| ACCT 6900 1-6 | INDEPENDENT STUDY | | 800 0200PM-0315PM MW | BUS 201 | BR JACKSON | 10 | | | | |
| ACCT 7300 3 | DOC SEM:INTRO ACCT RSRCH | | 800 0930AM-1215PM F | BUS 201 | DM FREDERICK | 10 | | | | |

Business Administration

| | | | | | | |
|---------------|--------------------------|---------|--|----------------|----------------|----|
| BADM 2050 3 | HONORS/SPECIAL TOPICS | | 880 0930AM-1045AM MW | BUS 207 | J LYMBERPOULOS | 15 |
| BADM 3820 3 | ANALY OF BUS ENTERPRISE | | PREREQS BCOR 1100 AND JR STANDING. | | | |
| 800 | 0800AM-0915AM TR | BUS 301 | J NUCKOLLS | 50 | | |
| BADM 3830 3 | INTERPRE OF AMER ENTERPR | | PREREQS BCOR 1100, BADM 3820, AND JR STANDING. | | | |
| 800 | 0930AM-1045AM TR | BUS 301 | J NUCKOLLS | 35 | | |
| BADM 3930 1-6 | INTERNSHIP | | 850 TBA | D LICHTENSTEIN | 10 | |

Business Core

| | | | | | | | | | | |
|-----------------|--------------------------|-----------------|---|-----------|-----|--|--|--|--|--|
| BCOR 1000 3 | BUSINESS INFO SYSTEMS | | SEC 200 (INTERNET CLASS) HAS A MANDATORY CLASS MEETING JAN 11, 2001, 5:30-7:30PM IN MATH 100. EVENING EXAMS MAY BE REQUIRED | | | | | | | |
| 100 | 0100PM-0150PM MW | MATH 100 | RC YANTIS | 400 | | | | | | |
| 0 RECITATION | R101 10992 | 0800AM-0850AM M | BUS 101 | 40 | | | | | | |
| R102 | 10993 | 1000AM-1050AM M | BUS 101 | 40 | | | | | | |
| R103 | 10994 | 1100AM-1150AM M | BUS 101 | 40 | | | | | | |
| R104 | 10995 | 1200PM-1250PM M | BUS 101 | 40 | | | | | | |
| R105 | 10996 | 0300PM-0350PM M | BUS 101 | 40 | | | | | | |
| R106 | 10997 | 0400PM-0450PM M | BUS 101 | 40 | | | | | | |
| R107 | 10998 | 0800AM-0850AM W | BUS 101 | 40 | | | | | | |
| R108 | 10999 | 0900AM-0950AM W | BUS 101 | 40 | | | | | | |
| R109 | 11000 | 1000AM-1050AM W | BUS 101 | 40 | | | | | | |
| R110 | 11001 | 0200PM-0250PM W | BUS 101 | 40 | | | | | | |
| INTERNET | 200 11003 | 0530PM-0730PM T | MATH 100 | RC YANTIS | 420 | | | | | |
| BCOR 1100 3 | PROFILES-AMER ENTERPRISE | | MANDATORY CLASS HELD 01/16/2001. EVENING EXAMS MAY BE REQUIRED. | | | | | | | |
| 100 | 0330PM-0515PM T | MATH 100 | JM HESS | 323 | | | | | | |
| 0330PM-0515PM T | DUAN G1B30 | | | | | | | | | |
| 0 RECITATION | R101 11005 | 0500PM-0615PM R | BUS 211 | 22 | | | | | | |
| R102 | 11006 | 0500PM-0615PM R | ECCR 131 | 22 | | | | | | |
| R103 | 11007 | 0500PM-0615PM R | ECCR 137 | 22 | | | | | | |
| R104 | 11008 | 0500PM-0615PM R | ECCR 139 | 22 | | | | | | |
| R105 | 11009 | 0500PM-0615PM R | | 22 | | | | | | |
| R106 | 11010 | 0500PM-0615PM R | | 22 | | | | | | |
| R107 | 11011 | 0500PM-0615PM R | | 22 | | | | | | |
| R108 | 11012 | 0500PM-0615PM R | ECCR 1B55 | | | | | | | |
| R109 | 11013 | 0500PM-0615PM R | HUMN 1B70 | 22 | | | | | | |
| R110 | 11014 | 0500PM-0615PM R | HUMN 125 | 22 | | | | | | |
| R111 | 11015 | 0500PM-0615PM R | BUS 124 | 22 | | | | | | |
| R112 | 11016 | 0500PM-0615PM R | BUS 301 | 22 | | | | | | |
| R113 | 11017 | 0500PM-0615PM R | KTCH 303 | 22 | | | | | | |
| R114 | 11018 | 0500PM-0615PM R | KTCH 118 | 22 | | | | | | |
| R115 | 11019 | 0500PM-0615PM R | BUS 201 | 22 | | | | | | |
| R116 | 11020 | 0500PM-0615PM R | BUS 207 | 17 | | | | | | |
| R117 | 11021 | 0500PM-0615PM R | BUS 353 | 22 | | | | | | |
| R118 | 11022 | 0500PM-0615PM R | KTCH 119 | 22 | | | | | | |
| R119 | 11023 | 0500PM-0615PM R | MUEN D144 | 22 | | | | | | |
| R120 | 11024 | 0500PM-0615PM R | HLMS 191 | 22 | | | | | | |
| R121 | 11025 | 0500PM-0615PM R | HLMS 193 | 22 | | | | | | |
| R122 | 11026 | 0500PM-0615PM R | HLMS 185 | 22 | | | | | | |
| R123 | 11027 | 0500PM-0615PM R | RAMY N1B31 | 22 | | | | | | |

College of Business and Administration

Undergraduate - Business 227 (303-492-6515)

Graduate - Business 204 (303-492-1831)

ENROLLMENT IN UNDERGRADUATE BUSINESS COURSES IS RESTRICTED TO BUSINESS MAJORS AND BUSINESS GRADUATE STUDENTS UNTIL SUNDAY, DEC. 3. EFFECTIVE MONDAY, DEC 4 AT 10:00 AM, NON-BUSINESS STUDENTS MAY ENROLL IN FOLLOWING BUSINESS CORE COURSES: COURSE PREREQUISITES ARE STRICTLY ENFORCED. STUDENTS ARE TO CONSULT THE UNIVERSITY CATALOG IN ADDITION TO THIS SCHEDULE OF COURSES. STUDENTS LACKING PREREQUISITES MAY BE ADMINISTRATIVELY DROPPED FROM THE COURSE. STUDENTS WHO WANT TO REQUEST COURSES AVAILABLE IN ADVANCED BUSINESS CLASSES CAN DO SO IN THE COLLEGE OF BUSINESS, ROOM 227.

Accounting

| | | | | | | | | | |
|-----------|---|--------------------------|-------|--|--------------------|---------|----------------|----|--|
| ACCT 3220 | 3 | INTERM FINANCIAL ACCT 1 | | PREREQS BCOR 2100 AND JR STANDING. | | | | | |
| | | | 001 | 10007 | 1230PM-0145PM MW | BUS 210 | F HAMPEL | 48 | |
| | | | 002 | 10008 | 0200PM-0315PM MW | BUS 210 | F HAMPEL | 48 | |
| ACCT 3230 | 3 | INTERMED FIN ACCT 2 | | PREREQS ACCT 3220 AND JR STANDING. EVENING EXAMS MAY BE REQUIRED. | | | | | |
| | | | 001 | 10009 | 1230PM-0145PM TR | BUS 201 | S ROCK | 48 | |
| | | | 002 | 10010 | 0200PM-0315PM TR | BUS 201 | S ROCK | 48 | |
| ACCT 3320 | 3 | COST MANAGEMENT | | PREREQS BCOR 2100 AND JR STANDING. | | | | | |
| | | | 001 | 10011 | 0200PM-0315PM TR | BUS 124 | F SELTO | 49 | |
| ACCT 4250 | 3 | FINANCIAL ACCT ISSUES | | PREREQ ACCT 3230 OR 6220 OR EQUIV. SAME AS ACCT 5250. THIS COURSE BEGINS ON 04/20/01 AND ENDS 05/02/01. SEE INSTRUCTOR FOR FINAL EXAM. | | | | | |
| | | | 001 | 23329 | 0330PM-0615PM MTWR | BUS 210 | P SHANE | 25 | |
| | | | 002 | 23560 | 1100AM-1215PM MW | BUS 210 | P SHANE | 48 | |
| ACCT 4430 | 3 | INCOME TAXATION | | PREREQ ACCT 3220. SAME AS ACCT 5430. | | | | | |
| | | | 001 | 10013 | 0800AM-0915AM TR | BUS 216 | N STEC-HELSTAD | 15 | |
| | | | 002 | 10014 | 0930AM-1045AM TR | BUS 216 | BR JACKSON | 15 | |
| ACCT 4540 | 3 | ACCT SYST/DATA PROCES | | PREREQ 9 SEMESTER HOURS ACCT COURSEWORK. SAME AS ACCT 5540. | | | | | |
| | | | 001 | 23562 | 1100AM-1215PM TR | BUS 210 | NS SODERSTROM | 25 | |
| | | | | | 1100AM-1215PM TR | BUS 101 | | | |
| | 3 | ACCT SYST/DATA PROCES | | | | | | | |
| | | | 002 | 23567 | 1230PM-0145PM TR | BUS 210 | NS SODERSTROM | 25 | |
| | | | | | 1230PM-0145PM TR | BUS 101 | | | |
| ACCT 4620 | 3 | AUDITING | | PREREQ ACCT 3230. SAME AS ACCT 5620. | | | | | |
| | | | 001 | 10015 | 0200PM-0315PM TR | BUS 211 | R MACFEE | 30 | |
| ACCT 5240 | 3 | ADVANCED FINANCIAL ACCT | | | | | | | |
| | | | 001 | 23336 | 1100AM-1215PM TR | BUS 201 | TA BUCHMAN | 48 | |
| ACCT 5250 | 3 | FINANCIAL ACCT ISSUES | | SAME AS ACCT 4250. SAME AS ACCT 4250002. | | | | | |
| | | | 002 | 23631 | 1100AM-1215PM MW | BUS 210 | P SHANE | 10 | |
| ACCT 5330 | 3 | ADV COST MANAGEMENT | | | | | | | |
| | | | 001 | 23317 | 0930AM-1045AM TR | BUS 201 | F SELTO | 48 | |
| ACCT 5430 | 3 | INCOME TAXATION | | PREREQ ACCT 6220 OR EQUIV. SAME AS ACCT 4430. EVENING EXAMS. | | | | | |
| | | | 001 | 10024 | 0800AM-0915AM TR | BUS 216 | N STEC-HELSTAD | 10 | |
| | | | 002 | 10025 | 0930AM-1045AM TR | BUS 216 | BR JACKSON | 10 | |
| ACCT 5440 | 3 | INCOME TAXATION II | | | | | | | |
| | | | 001 | 23337 | 0930AM-1045AM MW | BUS 201 | T STOCK | 48 | |
| | | | 002 | 23338 | 1100AM-1215PM MW | BUS 201 | T STOCK | 48 | |
| ACCT 5540 | 3 | ACCT SYST/DATA PROCES | | PREREQ ACCT 3320. SAME AS ACCT 4540. | | | | | |
| | | | 001 | 23563 | 1100AM-1215PM TR | BUS 210 | NS SODERSTROM | 10 | |
| ACCT 5620 | 3 | AUDITING | | PREREQ ACCT 3230 OR 6220. SAME AS ACCT 4620. | | | | | |
| | | | 001 | 10026 | 0200PM-0315PM TR | BUS 211 | R MACFEE | 18 | |
| ACCT 6250 | 3 | SEM-FINANCIAL ACCOUNTING | | | | | | | |
| | | | 800 | | 1230PM-0145PM MW | BUS 218 | P SHANE | 48 | |
| ACCT 6350 | 3 | CURRENT ISSUES/PROF ACCT | | PREREQ ACCT 6220 OR EQUIV OR INSTRUCTOR CONSENT. REPLACES BCOR 4000 FOR 150-HOUR PROGRAM STUDENTS. | | | | | |
| | | | 800 | | 0930AM-1045AM MW | BUS 211 | D GUENTHER | 40 | |
| ACCT 6430 | 3 | TAXTN CONDUIT ENTITIES | | | | | | | |
| | | | 001 | 22919 | 1100AM-1150AM MWF | LAW | NL STEUBEN | 40 | |
| ACCT 6620 | 3 | BUS RISK/DECISION ANAL | | PREREQ ACCT 4620/5620, OR EQUIV. | | | | | |
| | | | 800 | | 0600PM-0850PM T | BUS 201 | DM FREDERICK | 30 | |
| ACCT 6700 | 4 | INCOME TAXATION | | PREREQ ACCT 4430 OR EQUIV. SAME AS LAWS 6007. | | | | | |
| | | | 001 | 10033 | 0100PM-0210PM TRF | LAW | WM GAZUR | 5 | |

◆ Indicates an arts and sciences core course.

| | | | | | | | | | |
|-----------|---|--------------------------|-------|------|-------|------------------|---------------------|-----------------------|-----|
| | | | | R124 | 11028 | 0500PM-0615PM R | | | 22 |
| | | | | R125 | 11029 | 0330PM-0445PM R | BUS 201 | | 20 |
| | | | | R126 | 11030 | 0330PM-0445PM R | | | |
| | | | | R127 | 11031 | 0330PM-0445PM R | | | |
| | | | | R128 | 11032 | 0330PM-0445PM R | | | |
| | | | | R129 | 11033 | 0330PM-0445PM R | | | |
| | | | | R130 | 11034 | 0330PM-0445PM R | | | |
| | | | | R131 | 11035 | 0330PM-0445PM R | | | |
| | | | | R132 | 11036 | 0330PM-0445PM R | | | |
| | | | | R133 | 11037 | 0330PM-0445PM R | | | |
| | | | | R134 | 11038 | 0500PM-0615PM R | | | 20 |
| BCOR 2000 | 4 | ACCT & FINANCIAL ANAL I | | | | | | | |
| | | | | | 100 | 1100AM-1215PM TR | DUAN G1B30 R MACFEE | | 340 |
| | 0 | RECITATION | | | | | | | |
| | | | | R101 | 11045 | 0900AM-0950AM F | BUS 224 | | 56 |
| | | | | R102 | 11046 | 1000AM-1050AM F | BUS 224 | | 56 |
| | | | | R103 | 11047 | 1100AM-1150AM F | BUS 224 | | 56 |
| | | | | R104 | 11048 | 1200PM-1250PM F | BUS 224 | | 56 |
| | | | | R105 | 11049 | 0100PM-0150PM F | BUS 224 | | 56 |
| | | | | R106 | 11050 | 0200PM-0250PM F | BUS 224 | | 56 |
| BCOR 2010 | 3 | BUSINESS STATISTICS | | | | | | | |
| | | | | | | | | | |
| | | | | | 100 | 11051 | 0200PM-0315PM TR | MATH 100 J LUFTIG | 425 |
| BCOR 2050 | 3 | ADD VALUE WITH MGT & MKT | | | | | | | |
| | | | | | | | | | |
| | | | | | 100 | 11052 | 0930AM-1045AM TR | MATH 100 S ENGEL | 400 |
| BCOR 2100 | 3 | ACCT & FINANCIAL ANAL 2 | | | | | | | |
| | | | | | | | | | |
| | | | | | 100 | 11053 | 0300PM-0415PM MW | MATH 100 S MARTIN | 425 |
| | | | | | 200 | 11054 | 0430PM-0545PM MW | MATH 100 S MARTIN | 425 |
| BCOR 2150 | 3 | ADD VALUE MGT & MKT 2 | | | | | | | |
| | | | | | | | | | |
| | | | | | 100 | 11055 | 0200PM-0315PM TR | MUEN E050 JJ GARNAND | 405 |
| | | | | | 200 | 11056 | 0330PM-0445PM TR | MUEN E050 JJ GARNAND | 405 |
| BCOR 3000 | 3 | B-LAW, ETHICS & PUBL POL | | | | | | | |
| | | | | | | | | | |
| | | | | | 100 | 11057 | 1230PM-0145PM TR | MATH 100 J BALLANTINE | 425 |
| BCOR 4000 | 3 | BUSINESS SENIOR SEMINAR | | | | | | | |
| | | | | | | | | | |
| | | | | | 001 | 11058 | 0800AM-0915AM MW | BUS 224 E WISEMAN | 55 |
| | | | | | 002 | 11059 | 0930AM-1045AM MW | BUS 224 E WISEMAN | 55 |
| | | | | | 003 | 11060 | 1100AM-1215PM MW | BUS 224 E WISEMAN | 55 |
| | | | | | 004 | 11061 | 0330PM-0445PM MW | BUS 224 H NECK | 55 |
| | | | | | 005 | 11062 | 1230PM-0145PM MW | BUS 224 DR DE TIENNE | 55 |
| | | | | | 006 | 11063 | 0930AM-1045AM TR | BUS 224 BD COHEN | 55 |
| | | | | | 007 | 11064 | 0200PM-0315PM TR | BUS 224 J D DECASTRO | 55 |
| | | | | | 008 | 11065 | 0330PM-0445PM TR | BUS 224 D GREGOIRE | 55 |
| | | | | | 009 | 11066 | 0500PM-0615PM TR | BUS 224 J MCMULLEN | 55 |

Business Economics

| | | | | | | | | | |
|-----------|---|---------------------|-------|--|-----|-------|------------------|---------------------|----|
| BECN 4100 | 3 | BUSINESS/GOVERNMENT | | | | | | | |
| | | | | | | | | | |
| | | | | | 001 | 11067 | 0330PM-0445PM MW | BUS 353 R WOBBEKIND | 49 |

Business Law

| | | | | | | | | | |
|-----------|---|-----------------------|-------|--|-----|-------|------------------|----------------------|----|
| BSLW 4120 | 3 | ADVANCED BUSINESS LAW | | | | | | | |
| | | | | | | | | | |
| | | | | | | | | | |
| | | | | | 001 | 11133 | 0330PM-0445PM TR | BUS 201 E GAC | 49 |
| | | | | | 002 | 23360 | 0930AM-1045AM TR | BUS 136 J BALLANTINE | 50 |
| | | | | | 8 | | | | |

Sections 700-899 are controlled enrollment - see department for eligibility

Core Course
Department
Course Number
Credits
Course Title

Sec. Number
Call Number
Time/Days
Bldg/Room
Instructor
Max. Enrollment

Entrepreneurial and Small Business Management

| | | | | | | | | |
|-----------|---|--------------------------|--|-----------|------------------|---------|-----------|----|
| ESBM 3700 | 3 | ENTREPRENEURIAL ENVIRONS | PREREQS BCOR 2000, 2050, 2100, 2150; & JR/SR STANDING. FORMERLY ESBM 4700. | 001 15661 | 1230PM-0145PM MW | BUS 216 | A CORBETT | 51 |
| ESBM 4570 | 3 | ENTREPRENEURIAL FINANCE | PREREQ BCOR 2100. | 001 15662 | 0500PM-0750PM M | BUS 124 | | 49 |
| | | | | 002 15663 | 0800AM-1050AM R | BUS 218 | S BHAGAT | 55 |
| ESBM 4830 | 3 | ENTREPRE BUS PLAN PREP | PREREQS OR COREQS ESBM 3700, 4570. SAME AS EMEN 4825. | 001 15664 | 0600PM-0850PM W | BUS 224 | F MOYES | 40 |

Finance

| | | | | | | | | |
|-----------|---|--------------------------|--|------------------|------------------|----------|------------|----|
| FNCE 3010 | 3 | CORPORATE FINANCE | PREREQ BCOR 2100. FORMERLY FNCE 4010. | 001 16113 | 0930AM-1045AM MW | BUS 124 | RM DONCHEZ | 49 |
| | | | | 002 23367 | 1100AM-1215PM MW | BUS 124 | EN HUGHSON | 49 |
| | | | | 003 16115 | 1230PM-0145PM MW | BUS 124 | EN HUGHSON | 49 |
| FNCE 3020 | 3 | FIN MARKETS & INSTITUTNS | PREREQ BCOR 2100. FORMERLY FNCE 4550. | 001 16117 | 0800AM-0915AM TR | BUS 124 | RM DONCHEZ | 49 |
| | | | | 002 16118 | 1100AM-1215PM TR | BUS 124 | M CORRELL | 49 |
| | | | | 003 16119 | 1230PM-0145PM TR | BUS 124 | M CORRELL | 49 |
| FNCE 4000 | 3 | FINANCIAL INSTIT MGMT | 001 23391 | 0930AM-1045AM TR | BUS 124 | M PALMER | 49 | |
| FNCE 4020 | 3 | APPLIED BUSINESS FINANCE | PREREQS FNCE 3010 AND 3020. FORMERLY FNCE 4530. | 001 16121 | 1230PM-0145PM TR | BUS 125 | T NELSON | 49 |
| | | | | 002 16122 | 0200PM-0315PM TR | BUS 125 | T NELSON | 49 |
| | | | | 003 16123 | 0330PM-0445PM TR | BUS 125 | T NELSON | 49 |
| FNCE 4030 | 3 | INVTMNT & PRTFOLIO MGMT | PREREQS FNCE 3010 AND 3020. FORMERLY FNCE 4330. | 001 16125 | 0800AM-0915AM MW | BUS 125 | DF RUSH | 49 |
| | | | | 002 16126 | 0930AM-1045AM MW | BUS 125 | DF RUSH | 49 |
| | | | | 003 16127 | 1230PM-0145PM MW | BUS 125 | S MARTIN | 49 |
| FNCE 4040 | 3 | DERIVATIVE SECURITIES | PREREQS FNCE 3010 AND 3020. FORMERLY FNCE 4600. EVENING EXAMS REQUIRED | 001 16129 | 0800AM-0915AM TR | BUS 125 | NM MOYEN | 49 |
| | | | | 002 16130 | 0930AM-1045AM TR | BUS 125 | NM MOYEN | 49 |
| | | | | 003 16131 | 1100AM-1215PM TR | BUS 125 | NM MOYEN | 49 |
| | | | | 004 16132 | 0500PM-0615PM TR | BUS 125 | J DORNEY | 49 |
| FNCE 6820 | 3 | TPC-MERGERS/ACQUISITIONS | 001 16141 | 0100PM-0215PM MW | LAW | | | 35 |
| FNCE 7330 | 3 | DOCTORAL SEMINAR 2 | 001 23392 | 1100AM-0145PM W | BUS 207 | S BHAGAT | 17 | |

Information Systems

INFS 2000 HAS BEEN REPLACED BY BCOR 1000.

| | | | | | | | | |
|-----------|---|---------------------------|---|-----------|------------------|---------|-------------|-----|
| INFS 2010 | 3 | VISUAL-LANGUAGE PROGRAMNG | PREREQ BCOR 1000. | 001 17322 | 0800AM-0915AM TR | BUS 210 | M ROMINE | 50 |
| | | | | 002 17323 | 0200PM-0315PM MW | BUS 224 | M ROMINE | 100 |
| INFS 3010 | 3 | SYS ANAL/CONCEPT DESIGN | PREREQ BCOR 1000. COREQ INFS 3020. | 001 17324 | 1230PM-0145PM MW | BUS 353 | JR MARLATT | 50 |
| | | | | 002 17325 | 0200PM-0315PM MW | BUS 136 | JR MARLATT | 50 |
| INFS 3020 | 3 | DATABASE MODEL & INQUIRY | PREREQ BCOR 1000. COREQ INFS 3010. | 001 17327 | 1100AM-1215PM TR | BUS 224 | DE MONARCHI | 100 |
| INFS 3050 | 3 | COMPETING W/ INFO TECH | PREREQS BCOR 2100 AND 2150. | 001 17328 | 0800AM-0915AM TR | BUS 136 | JR MARLATT | 50 |
| | | | | 002 17329 | 1100AM-1215PM TR | BUS 136 | JR MARLATT | 50 |
| INFS 3510 | 3 | PHYS SYS DES & IMPLEMENT | PREREQS INFS 3010, 3020, 2010, OR ANOTHER PROGRAMMING COURSE. FORMERLY INFS 4130. | 001 17330 | 0800AM-0915AM MW | BUS 136 | KA KOZAR | 50 |
| | | | | 002 17331 | 0930AM-1045AM MW | BUS 136 | KA KOZAR | 50 |
| INFS 4020 | 3 | ADV SYS DVLPMNT/OR METH | PREREQ INFS 3020 AND ONE PROGRAMMING COURSE. SAME AS INFS 5020. | 001 17333 | 1230PM-0145PM TR | BUS 224 | DE MONARCHI | 50 |

Core Course
Department
Course Number
Credits
Course Title

Sec. Number
Call Number
Time/Days
Bldg/Room
Instructor
Max. Enrollment

| | | | | | | | | |
|-----------|---|--------------------------|--------------------------------------|------------------|------------------|----------|----------|----|
| MGMT 4050 | 3 | COMPETING W/ OPERATIONS | PREREQ BCOR 2150. SAME AS OPMG 6050. | 001 18755 | 0200PM-0315PM MW | BUS 353 | L SEWARD | 51 |
| MGMT 4060 | 3 | BUSINESS PROCESS DESIGN | 001 23398 | 1100AM-1215PM TR | BUS 353 | M LAGUNA | 50 | |
| MGMT 4080 | 3 | ENVIRONMENTAL OPERATIONS | PREREQ BCOR 2150. | 001 18756 | 0200PM-0315PM TR | BUS 353 | T DEAN | 51 |

Marketing

| | | | | | | | | |
|-----------|-----|---------------------------|---|------------------|------------------|---------------|-----------|----|
| MKTG 3250 | 3 | BUYER BEHAVIOR | PREREQS BCOR 2050 AND JR STANDING. NON-MARKETING MAJORS ONLY. | 001 18775 | 0200PM-0315PM MW | BUS 124 | M HUSSAIN | 49 |
| | | | | 002 18776 | 0330PM-0445PM MW | BUS 124 | M HUSSAIN | 49 |
| MKTG 3600 | 6 | MARKETING ANALYSIS | PREREQS BCOR 2010, 2050 AND JR STANDING. | 001 18778 | 0800AM-1045AM MW | BUS 352 | RH TAYLOR | 51 |
| | | | | 002 18779 | 1230PM-0315PM TR | BUS 352 | N RIDGWAY | 51 |
| MKTG 4150 | 3 | SALES MANAGEMENT | PREREQ MKTG 3600, OR 3250 AND 3350. FORMERLY MKTG 4750. | 001 18780 | 1230PM-0145PM MW | BUS 352 | N COONEY | 51 |
| MKTG 4250 | 3 | PRODUCT STRATEGY | PREREQS MKTG 3600 OR 3250 AND 3350. | 001 18781 | 0800AM-0915AM TR | BUS 211 | | 51 |
| | | | | 002 18782 | 1100AM-1215PM MW | BUS 125 | | 49 |
| MKTG 4350 | 3 | SERVICE MARKTG STRATGY | PREREQS MKTG 3600, OR 3250 AND 3350. | 001 18783 | 0330PM-0445PM TR | BUS 352 | | 51 |
| MKTG 4550 | 3 | ADVRTISING & PROMOTN MGMT | PREREQS MKTG 3600 OR 3250. | 001 18785 | 0800AM-0915AM MW | BUS 211 | | 51 |
| | | | | 002 18786 | 1230PM-0145PM MW | BUS 211 | | 51 |
| MKTG 4800 | 3 | MKTG POLICY/STRATEGIES | PREREQS MKTG 3600, OR 3250 AND 3350, TWO ADDITIONAL MARKETING COURSES AND SR STANDING. MARKETING MAJORS ONLY. | 001 18789 | 0930AM-1045AM TR | BUS 352 | P HERR | 51 |
| | | | | 002 18790 | 1100AM-1215PM TR | BUS 352 | P HERR | 51 |
| | | | | 003 18791 | 0500PM-0615PM MW | BUS 211 | | 51 |
| MKTG 4900 | 1-3 | INDEPENDENT STUDY | 001 23399 | 1100AM-1215PM MW | BUS 352 | | | 49 |
| | | | | 002 23572 | 0330PM-0445PM MW | BUS 353 | | 49 |
| MKTG 7200 | 3 | SEM-MARKETING THEORY | 001 23400 | 0930AM-1230PM F | BUS 216 | A SINHA | 10 | |
| MKTG 7300 | 3 | MULTIVAR METH IN MKTG | 001 23401 | 0100PM-0400PM F | BUS 207 | R NEELAMEGHAM | 15 | |

Personnel-Human Resource Management

| | | | | | | | |
|-----------|---|--------------------------|-----|-----------------|---------|----------|----|
| PHRM 7400 | 3 | SEM-PERS/HUMN RSRCE MGMT | 800 | 0200PM-0450PM W | BUS 207 | JG ROSSE | 17 |
|-----------|---|--------------------------|-----|-----------------|---------|----------|----|

Real Estate

| | | | | | | | | |
|-----------|---|--------------------------|----------------------------------|-----------|------------------|---------|--------------|----|
| REAL 3000 | 3 | PRIN REAL ESTAT PRACTICE | PREREQ BCOR 2100. | 001 20951 | 0800AM-0915AM TR | BUS 353 | A MCCORMICK | 51 |
| REAL 4000 | 3 | REAL EST LAW/FIN INSTRMN | PREREQS BCOR 3000 AND REAL 3000. | 001 20952 | 0330PM-0445PM TR | BUS 124 | J BALLANTINE | 49 |

Tourism Management

| | | | | | | | | |
|-----------|---|--------------------------|---|-----------|------------------|---------|----------|----|
| TOMG 3060 | 3 | RESORT TOURISM | PREREQ JR STANDING. | 001 22095 | 0200PM-0315PM MW | BUS 211 | R PERDUE | 51 |
| | | | | 002 22096 | 0330PM-0445PM MW | BUS 211 | R PERDUE | 51 |
| TOMG 3400 | 3 | PRIN OF TOURISM MGMT | PREREQ JR STANDING. | 001 22097 | 0930AM-1045AM TR | BUS 211 | R PERDUE | 51 |
| | | | | 002 22098 | 1100AM-1215PM TR | BUS 211 | R PERDUE | 51 |
| TOMG 3500 | 3 | TOURISM DESTNATN DEVELOP | PREREQ JR STANDING. FORMERLY TOMG 4020. | 001 22099 | 1230PM-0145PM TR | BUS 211 | PT LONG | 51 |
| | | | | 002 23403 | 0200PM-0315PM TR | BUS 211 | PT LONG | 51 |

MBA Core

ONLY MBA STUDENTS ARE ALLOWED TO TAKE CORE MBA COURSES.

| | | | | | | | | |
|-----------|---|--------------------------|--|-----|-----------------|---------|----------|----|
| MBAE 6700 | 3 | ENTREPRENEURSHIP/SML BUS | PREREQ MBAC 6020. SAME AS MBAT 6700. FORMERLY ESBM 6700. | 800 | 0200PM-0450PM M | BUS 218 | GD MEYER | 50 |
|-----------|---|--------------------------|--|-----|-----------------|---------|----------|----|

| | | | | | | | | | |
|-----------|---|--------------------------|-------|--|------------------|---------|---------------|----|--|
| INFS 4030 | 3 | COMPTR NTRWK DSGN & MGMT | | PREREQ INFS 3010, 2010, OR ANOTHER PROGRAMMING COURSE. SAME AS INFS 5030. | | | | | |
| | | | 001 | 17334 | 1230PM-0145PM TR | BUS 136 | KR LARSEN | 40 | |
| | | | 002 | 17335 | 0200PM-0315PM TR | BUS 136 | KR LARSEN | 40 | |
| INFS 4510 | 3 | SYS INTEGRAT NETWORK ENV | | PREREQS INFS 3510 AND 4030. SAME AS INFS 5510. | | | | | |
| | | | 001 | 17336 | 0930AM-1045AM TR | BUS 136 | J LEE | 40 | |
| | | | 002 | 17337 | 0330PM-0445PM TR | BUS 136 | J LEE | 30 | |
| INFS 4820 | 3 | SP TPC-JAVA PROGRAMMING | | PREREQ INSTRUCTOR CONSENT. ENROLLMENT REQUIRES ONE YEAR OF COMPUTER PROGRAMMING. | | | | | |
| | | | 001 | 17338 | 0330PM-0445PM MW | BUS 136 | M ROMINE | 50 | |
| | | | 002 | 17339 | 0500PM-0615PM TR | BUS 136 | M ROMINE | 50 | |
| INFS 5020 | 3 | ADV SYS DVLPMNT/OR METH | | PREREQ INFS 3020. SAME AS INFS 4020. | | | | | |
| | | | 001 | 17345 | 1230PM-0145PM TR | BUS 224 | DE MONARCHI | 50 | |
| INFS 5030 | 3 | COMPTR NTRWK DSGN & MGMT | | SAME AS INFS 4030. | | | | | |
| | | | 001 | 17346 | 1230PM-0145PM TR | BUS 136 | KR LARSEN | 10 | |
| | | | 002 | 17347 | 0200PM-0315PM TR | BUS 136 | KR LARSEN | 10 | |
| INFS 5030 | 3 | COMPTR NTRWK DSGN & MGMT | | | | | | | |
| | | | 002 | 17347 | 0200PM-0315PM TR | BUS 136 | KR LARSEN | 10 | |
| INFS 5510 | 3 | SYS INTEGRAT NETWORK ENV | | | | | | | |
| | | | 002 | 17349 | 0330PM-0445PM TR | BUS 136 | J LEE | 20 | |
| INFS 6120 | 3 | SYSTEM ANALYSIS & DESIGN | | | | | | | |
| | | | 001 | 23393 | 1100AM-1215PM MW | BUS 136 | I ZIGURS | 35 | |
| | | | | | 1100AM-1215PM W | BUS 101 | | | |
| | | | 002 | 23394 | 1230PM-0145PM MW | BUS 136 | I ZIGURS | 35 | |
| | | | | | 1230PM-0145PM W | BUS 101 | | | |
| INFS 6150 | 3 | COMPETING W/ INFO TECH | | SAME AS MBAT 6150. | | | | | |
| | | | 800 | | 1100AM-1215PM TR | BUS 216 | R MONTEALEGRE | 20 | |
| | | | 801 | | 1230PM-0145PM TR | BUS 216 | R MONTEALEGRE | 20 | |
| INFS 7815 | 3 | BEHAVIORAL INFS RESEARCH | | | | | | | |
| | | | 800 | | 0330PM-0615PM W | BUS 201 | J LEE | 10 | |

International Business Certificate

| | | | | | | | | | |
|-----------|---|--------------------------|-------|--|------------------|---------|-----------------|----|--|
| INBU 4100 | 3 | INTERNATIONAL MARKETING | | PREREQ BCOR 2050. FORMERLY MKTG 4100. EVENING EXAMS REQUIRED | | | | | |
| | | | 001 | 17314 | 0930AM-1045AM MW | BUS 211 | R NEELAMEGHAM | 51 | |
| | | | 002 | 17315 | 1100AM-1215PM MW | BUS 211 | R NEELAMEGHAM | 51 | |
| | | | 003 | 17316 | 0200PM-0315PM MW | BUS 124 | R NEELAMEGHAM | 49 | |
| INBU 4200 | 3 | INT'L FINANCIAL MGMT | | PREREQ BCOR 2100. FORMERLY FNCE 4400. | | | | | |
| | | | 001 | 17317 | 1230PM-0145PM TR | BUS 353 | M PALMER | 49 | |
| INBU 4300 | 3 | INTNL BUSINESS & MANGMNT | | PREREQS INBU 4100 AND 4200. SIMILAR TO MKTG 4400. | | | | | |
| | | | 001 | 17318 | 0200PM-0315PM MW | BUS 125 | SANDHOUSE-HURST | 49 | |

Management

| | | | | | | | | | |
|-----------|---|--------------------------|-------|---------------------------------------|------------------|---------|-------------|----|--|
| MGMT 3020 | 3 | TOTAL QUALITY MANAGEMENT | | PREREQ BCOR 2010. | | | | | |
| | | | 001 | 18740 | 0930AM-1045AM MW | BUS 353 | L SEWARD | 51 | |
| | | | 002 | 18741 | 1100AM-1215PM MW | BUS 353 | L SEWARD | 51 | |
| | | | 003 | 18742 | 0930AM-1045AM TR | BUS 301 | M LAGUNA | 50 | |
| | | | 004 | 18743 | 0200PM-0315PM MW | BUS 301 | R L SEDLOCK | 50 | |
| | | | 005 | 23502 | 0330PM-0445PM MW | BUS 216 | L SEWARD | 50 | |
| MGMT 3030 | 3 | CRITICAL LEADRSHP SKILLS | | PREREQ BCOR 2150. | | | | | |
| | | | 001 | 18745 | 0600PM-0850PM M | BUS 301 | AJ LOPRESTI | 50 | |
| | | | 002 | 18746 | 0930AM-1045AM MW | BUS 301 | CS KOBERG | 50 | |
| | | | 003 | 18747 | 0500PM-0615PM TR | BUS 124 | N ROHAN | 49 | |
| | | | 004 | 18748 | 1100AM-1215PM TR | BUS 301 | M CROSBY | 50 | |
| MGMT 4010 | 3 | EMPLOYEE-EMPLOYER RLTN | | PREREQ BCOR 2150. | | | | | |
| | | | 001 | 18750 | 1230PM-0145PM TR | BUS 301 | M CROSBY | 50 | |
| | | | 002 | 18751 | 0200PM-0315PM TR | BUS 301 | M CROSBY | 50 | |
| MGMT 4020 | 3 | HIRE & RETAIN HUMAN RES | | PREREQ BCOR 2150. | | | | | |
| | | | 001 | 18752 | 1230PM-0145PM MW | BUS 301 | MD NOWICKI | 50 | |
| | | | 002 | 23396 | 0600PM-0850PM W | BUS 124 | JG ROSSE | 49 | |
| MGMT 4030 | 3 | MANGMNT EMPLOY REWRD SYS | | PREREQ BCOR 2150. FORMERLY PHRM 4430. | | | | | |
| | | | 001 | 18753 | 1100AM-1215PM MW | BUS 301 | D BALKIN | 50 | |
| | | | 002 | 23397 | 0330PM-0445PM TR | BUS 353 | M CROSBY | 50 | |
| MGMT 4040 | 3 | INDIV TEAM/ORG DEVELOP | | PREREQ BCOR 2150. | | | | | |
| | | | 001 | 18754 | 0330PM-0445PM TR | BUS 301 | L SCHJOEDT | 50 | |

◆ Indicates an arts and sciences core course.

| | | | | | | | | | |
|-----------|-----|--------------------------|-------|--|------------------------|---------|---------------|----|--|
| MBAE 6800 | 3 | SPECIAL ISSUES IN ENTREP | | 801 TAUGHT WITH LAWS 7541-801. | | | | | |
| | | | | 800 | 0500PM-0750PM M | BUS 210 | D CHAKRAVARTI | 15 | |
| | | | | 801 | TAUGHT WITH MBAM 6600. | | | | |
| | | | | 801 | 0100PM-0215PM TR | LAW | D OESTERLE | 25 | |
| | | | | 802 | 0600PM-0850PM R | BUS 218 | T DEAN | 25 | |
| MBAE 6860 | 3 | BUSINESS PLAN 2 | | PREREQ MBAE 6830. | | | | | |
| | | | | 800 | 0200PM-0450PM F | BUS 210 | F MOYES | 20 | |
| MBAE 6900 | 1-3 | INDEPENDENT STUDY | | LIMITED TO 12 STUDENTS BY SELECTION; SEE CENTER FOR ENTERPRENEURSHIP, BUS 248. | | | | | |
| | | | | 800 | TBA | | GD MEYER | 12 | |

MBA Finance

| | | | | | | | | | |
|-----------|---|--------------------------|-------|--|------------------|---------|-----------|----|--|
| MBAF 6400 | 3 | INT'L FINANCIAL MANAGMNT | | PREREQ MBAC 6060. FORMERLY SPECIAL TOPICS. | | | | | |
| | | | | 800 | 0200PM-0315PM MW | BUS 216 | F DELGADO | 50 | |
| MBAF 6550 | 3 | FIN MKTS & INSTITUTIONS | | 800 | 0600PM-0850PM T | BUS 218 | M CORRELL | 50 | |
| MBAF 6600 | 3 | SPEC TOPICS IN FINANCE | | PREREQ MBAC 6060. | | | | | |
| | | | | 800 | 0200PM-0315PM TR | BUS 216 | NM MOYEN | 50 | |

MBA Marketing

| | | | | | | | | | |
|-----------|---|--------------------------|-------|---|-----------------|---------|---------------|----|--|
| MBAM 6250 | 3 | MKTG OF TECH AND INNOV | | SAME AS MBAE 6800, SEC 800 AND SAME AS MBAT 6250. | | | | | |
| | | | | 800 | 0600PM-0850PM R | BUS 216 | M BEFELER | 30 | |
| MBAM 6600 | 3 | SPEC TOPICS IN MKTG MGMT | | PREREQ MBAM 6050. SAME AS MBAT 6600 | | | | | |
| | | | | 800 | 0500PM-0750PM M | BUS 210 | D CHAKRAVARTI | 51 | |
| | | | | 801 | 0600PM-0850PM T | BUS 216 | D CHAKRAVARTI | 25 | |
| | | | | 802 | 0600PM-0900PM W | BUS 210 | | 15 | |

MBA Organization Management

| | | | | | | | | | |
|-----------|---|--------------------------|-------|---|-----------------|---------|-----------|----|--|
| MBAO 6020 | 3 | DESIGN DYNAMIC ORGANIZTN | | PREREQ MBAC 6040 OR INSTRUCTOR CONSENT. | | | | | |
| | | | | 800 | 0600PM-0850PM W | BUS 125 | CS KOBERG | 35 | |
| MBAO 6040 | 3 | CONFLICT MANGMNT & NEGOT | | PREREQ MBAC 6040 OR INSTRUCTOR CONSENT. | | | | | |
| | | | | 800 | 0600PM-0850PM M | BUS 125 | E WISEMAN | 49 | |
| MBAO 6050 | 3 | MANAGEMENT CONSULTATION | | 800 | 0200PM-0450PM R | BUS 218 | RW BOSS | 14 | |

MBA Operations Management

| | | | | | | | | | |
|-----------|---|--------------------------|-------|-----|---------------------|-----------|------------|----|--|
| MBAP 6100 | 3 | SURVEY OF OPERATNS RSRCH | | 801 | 0200PM-0315PM TR | ECCS 1B28 | S LAWRENCE | 25 | |
| MBAP 6550 | 3 | BUS PERFORMANCE EXCEL | | 800 | FORMERLY ORMG 6820. | | | | |
| | | | | | 1230PM-0145PM TR | BUS 216 | J LUFTIG | 50 | |

MBA Real Estate

| | | | | | | | | | |
|-----------|---|-------------------------|-------|-----|-------------------|---------|--------------|----|--|
| MBAR 6010 | 3 | REAL ESTATE DEVELOPMENT | | 800 | 0200PM-0445PM T | BUS 218 | R W WOODRUFF | 50 | |
| MBAR 6200 | 3 | REAL ESTATE PROJ COMP | | 800 | PREREQ MBAR 6010. | | | | |
| | | | | | 0330PM-0630PM W | BUS 301 | B KOSTE | 50 | |

MBA Technology and Innovation Management

| | | | | | | | | | |
|-----------|---|--------------------------|-------|-----|--------------------------------------|---------|---------------|----|--|
| MBAT 6100 | 3 | MGMT OF TECH & INNOV | | 800 | 1100AM-1215PM TR | BUS 218 | J D DECASTRO | 50 | |
| MBAT 6150 | 3 | COMPETING W/INFORM TECH | | 800 | 1100AM-1215PM TR | BUS 216 | R MONTEALEGRE | 30 | |
| | | | | 801 | 1230PM-0145PM TR | BUS 216 | R MONTEALEGRE | 30 | |
| MBAT 6250 | 3 | MKTG OF TECH AND INNOV | | 800 | PREREQ MBAC 6090. SAME AS MBAM 6250. | | | | |
| | | | | 800 | 0600PM-0850PM R | BUS 216 | M BEFELER | 20 | |
| MBAT 6600 | 3 | SP-TPC-TECH & INNOV MGMT | | 800 | TAUGHT WITH MBAM 6600-801. | | | | |
| | | | | | 0600PM-0850PM T | BUS 216 | D CHAKRAVARTI | 55 | |

Sections 700-899 are controlled enrollment - see department for eligibility

Core Course
Department
Course Number
Credits
Course Title

Sec. Number
Call Number
Time/Days

Blgd/Room
Instructor
Max. Enrollment

School of Education

Undergraduate Teacher Licensure - Education 151 (303-492-6555)

Graduate - Education 151 (303-492-6555)

INDEPENDENT STUDY COURSE WORK IS AVAILABLE. PLEASE CONSULT THE DEPARTMENT OFFICE FOR FURTHER INFORMATION. GRADUATE STUDENTS NEEDING TO REGISTER FOR MASTER'S THESIS, MASTER'S DEGREE CANDIDATE, OR DOCTORAL THESIS, PLEASE CONSULT THE STAFF IN EDUC 153 FOR FURTHER INFORMATION.

Education

I. General Education Courses

| | | | | | | | | | |
|-----------|---|--------------------------|---|-----|-------|------------------|----------|-----------|----|
| EDUC 4410 | 3 | THEORY/PRACTICE EXP EDUC | MEETS WITH EDUC 5415-001. | 001 | 22365 | 0400PM-0630PM W | EDUC 136 | STAFF | 10 |
| EDUC 4800 | 1 | ASTRONOMY & EDUCATION | | 802 | | TBA | | RA MCCRAY | 50 |
| EDUC 4831 | 3 | ADV PEER COUNSEL TRAIN | PREREQ INSTRUCTOR CONSENT. CONTROLLED ENROLLMENT- CONTACT DORIS OLSEN, 492-6766, FOR INFORMATION. | 801 | | 1100AM-1215PM TR | WLRD 234 | D OLSEN | 30 |
| EDUC 4910 | 3 | PEER COUNSEL PRACTICUM | PREREQ INSTRUCTOR CONSENT. CONTROLLED ENROLLMENT- CONTACT DORIS OLSEN, 492-6766, FOR INFORMATION. | 801 | | TBA | | D OLSEN | 30 |

II. General Teacher Education

| | | | | | | | | | |
|-----------|---|--------------------------|--|------|-------|------------------|----------|----------|----|
| EDUC 3013 | 4 | SCHOOL AND SOCIETY | UP TO 4 HRS PER WEEK COMMUNITY INVOLVEMENT REQUIRED. PREREQ: 56 SEM HRS COMPLETED OR IN-PROGRESS REQUIRED. PRACTICA WILL NOT MEET THE FIRST WEEK OF CLASSES. SECTION 801 IS FOR ROARING FORK PROJECT ONLY. | 001 | 13938 | 0400PM-0630PM M | HLMS 193 | STAFF | 29 |
| | | | | 002 | 13939 | 0400PM-0630PM T | EDUC 155 | STAFF | 28 |
| | | | | 003 | 13940 | 0400PM-0630PM W | HLMS 193 | STAFF | 29 |
| | | | | 004 | 13941 | 1230PM-0145PM TR | EDUC 330 | STAFF | 25 |
| | | | | 005 | 13942 | 0200PM-0315PM TR | EDUC 138 | STAFF | 28 |
| | | | | 801 | | TBA | | E MEADOR | 15 |
| EDUC 3023 | 4 | TEACHING IN AMER SCHOOLS | PREREQ EDUC 3013. RESTRICTED TO STUDENTS ADMITTED TO THE TEACHER EDUCATION PROGRAM. REGISTER FOR PRACTICUM SECTION BY CALL #: ASSOCIATED LECTURE WILL BE ADDED AUTOMATICALLY. PRACTICA WILL NOT MEET THE FIRST WEEK OF CLASSES. NOT TO BE TAKEN CONCURRENTLY WITH EDUC 4122 AND TEACHING FIELD METHODS COURSE. SECTION 801 IS FOR ROARING FORK PROJECT ONLY. | 010 | | 0400PM-0630PM M | EDUC 330 | STAFF | 28 |
| 0 | | PRACTICUM - LINKED | | P011 | 13946 | 0800AM-1230PM T | | | 8 |
| | | | | P012 | 13947 | 0800AM-1230PM W | | | 12 |
| | | | | P013 | 13948 | 0800AM-1230PM R | | | 8 |
| 4 | | TEACHING IN AMER SCHOOLS | | 020 | | 0400PM-0630PM T | EDUC 251 | STAFF | 28 |
| 0 | | PRACTICUM - LINKED | | P021 | 13950 | 0800AM-1230PM T | | | 8 |
| | | | | P022 | 13951 | 0800AM-1230PM W | | | 12 |
| | | | | P023 | 13952 | 0800AM-1230PM R | | | 8 |
| 4 | | TEACHING IN AMER SCHOOLS | | 030 | | 0400PM-0630PM W | HLMS 245 | STAFF | 28 |
| 0 | | PRACTICUM - LINKED | | P031 | 13954 | 0800AM-1230PM T | | | 8 |
| | | | | P032 | 13955 | 0800AM-1230PM W | | | 12 |
| | | | | P033 | 13956 | 0800AM-1230PM R | | | 8 |
| 4 | | TEACHING IN AMER SCHOOLS | | 040 | | 0200PM-0315PM TR | EDUC 136 | STAFF | 28 |
| 0 | | PRACTICUM - LINKED | | P041 | 13958 | 0800AM-1230PM T | | | 8 |
| | | | | P042 | 13959 | 0800AM-1230PM W | | | 12 |
| | | | | P043 | 13960 | 0800AM-1230PM R | | | 8 |
| 4 | | TEACHING IN AMER SCHOOLS | | 801 | | TBA | | E MEADOR | 15 |

Core Course
Department
Course Number
Credits
Course Title

Sec. Number
Call Number
Time/Days

Blgd/Room
Instructor
Max. Enrollment

| | | | | | | | | | |
|-----------|--------------------------|--------------------------|-------|------------------|--|------------|-------------|--|-----|
| 3 | PRIN METH SECONDARY EDUC | 030 | 13981 | 0700AM-0400PM TR | SEE DEPT | P FORD | | | |
| | | | 801 | TBA | | E MEADOR | | | 15 |
| EDUC 4232 | 3 | LANG/LIT ACROSS THE CURR | | | RESTRICTED TO STUDENTS ADMITTED TO THE SEC AND K-12 TEACHER EDUC PROGRAM. | | | | |
| | | | 001 | 13983 | 0400PM-0630PM T | EDUC 138 | STAFF | | 30 |
| | | | 002 | 13984 | 0400PM-0630PM R | EDUC 138 | STAFF | | 28 |
| EDUC 4312 | 3 | NATURE OF SCI & SCI EDUC | 001 | 22502 | 0400PM-0630PM T | EDUC 330 | STAFF | | 25 |
| EDUC 4322 | 3 | LIT FOR MS/SEC TEACHERS | | | RESTRICTED TO STUDENTS ADMITTED TO THE SEC ENGLISH TEACHER EDUC PROGRAM. MEETS W/EDUC 5325. | | | | |
| | | | 001 | 13991 | 0400PM-0630PM M | EDUC 155 | STAFF | | 16 |
| EDUC 4352 | 4 | METH/MATERIALS-SOC STDS | | | PREREQ EDUC 4122. ADMISSION TO SEC SOC ST TEACHER EDUC PROGRAM REQUIRED. MEETS W/EDUC 5355. PRACTICUMS WILL NOT MEET THE FIRST WEEK OF CLASSES. NOT TO BE TAKEN CONCURRENTLY WITH EDUC 3023 AND 4122. | | | | |
| | | | 010 | | 0400PM-0650PM W | EDUC 134 | STAFF | | 18 |
| 0 | PRACTICUM - LINKED | | P011 | 13993 | 0800AM-1200PM MW | | | | 5 |
| | | | P012 | 13994 | 1100AM-0300PM MW | | | | 4 |
| | | | P013 | 13995 | 0800AM-1200PM TR | | | | 5 |
| | | | P014 | 13996 | 1100AM-0300PM TR | | | | 4 |
| EDUC 4362 | 4 | METH/MATERIAL-ENGLISH | | | PREREQ EDUC 4122. ADMISSION TO SEC ENG TEACHER EDUC PROGRAM REQUIRED. MEETS W/EDUC 5365. PRACTICUMS WILL NOT MEET THE FIRST WEEK OF CLASSES. NOT TO BE TAKEN CONCURRENTLY WITH EDUC 3023 AND EDUC 4122. | | | | |
| | | | 010 | | 0400PM-0650PM W | EDUC 231 | STAFF | | 18 |
| 0 | PRACTICUM - LINKED | | P011 | 13998 | 0800AM-1200PM MW | | | | 5 |
| | | | P012 | 13999 | 1100AM-0300PM MW | | | | 4 |
| | | | P013 | 14000 | 0800AM-1200PM TR | | | | 5 |
| | | | P014 | 14001 | 1100AM-0300PM TR | | | | 4 |
| EDUC 4372 | 4 | METH/MATERIAL-MATH | | | PREREQ EDUC 4122. ADMISSION TO SEC MATH TEACHER EDUC PROGRAM REQUIRED. MEETS W/EDUC 5375. PRACTICUMS WILL NOT MEET THE FIRST WEEK OF CLASSES. NOT TO BE TAKEN CONCURRENTLY WITH EDUC 3023 AND EDUC 4122. | | | | |
| | | | 010 | | 0400PM-0730PM W | EDUC 338 | D PERESSINI | | 18 |
| 0 | PRACTICUM - LINKED | | P011 | 14003 | 0800AM-1200PM MW | | D PERESSINI | | 2 |
| | | | P012 | 14004 | 1100AM-0300PM MW | | D PERESSINI | | 2 |
| | | | P013 | 14005 | 0800AM-1200PM TR | | D PERESSINI | | 4 |
| | | | P014 | 14006 | 1100AM-0300PM TR | | D PERESSINI | | 4 |
| EDUC 4382 | 4 | METH/MATERIAL-SCIENCE | | | PREREQ EDUC 4122. ADMISSION TO SEC SCI TEACHER EDUC PROGRAM REQUIRED. MEETS W/EDUC 5385. PRACTICUMS WILL NOT MEET THE FIRST WEEK OF CLASSES. NOT TO BE TAKEN CONCURRENTLY WITH EDUC 3023 AND EDUC 4122. | | | | |
| | | | 010 | | 0400PM-0730PM W | EDUC 143 | RD ANDERSON | | 18 |
| 0 | PRACTICUM - LINKED | | P011 | 14008 | 0800AM-1200PM MW | | RD ANDERSON | | 5 |
| | | | P012 | 14009 | 1100AM-0300PM MW | | RD ANDERSON | | 4 |
| | | | P013 | 14010 | 0800AM-1200PM TR | | RD ANDERSON | | 5 |
| | | | P014 | 14011 | 1100AM-0300PM TR | | RD ANDERSON | | 4 |
| EDUC 4513 | 2 | EDUCATION AND PRACTICE | | | MAKE APPT IN EDUC ROOM 151 FOR ELIGIBILITY. | | | | |
| | | | 802 | | 0400PM-0550PM W | RAMY N1B31 | P FORD | | 15 |
| EDUC 4701 | 4-8 | STUDENT TEACH-ELEM 2 | | | MAKE APPT IN EDUC 151 FOR ELIGIBILITY. | | | | |
| | | | 801 | | TBA | | M SWADENER | | 100 |
| EDUC 4712 | 10 | STUDENT TCHG SECONDRY 1 | | | MAKE APPT IN EDUC 151 FOR ELIGIBILITY. MUST ALSO TAKE EDUC 4513. | | | | |
| | | | 801 | | TBA | | M SWADENER | | 150 |
| EDUC 4722 | 4-8 | STUDENT TCHG SECONDRY 2 | | | MAKE APPT IN EDUC 151 FOR ELIGIBILITY. | | | | |
| | | | 801 | | TBA | | M SWADENER | | 100 |
| EDUC 4732 | 8-12 | STUDENT TEACHING K-12 | | | MAKE APPT IN EDUC 151 FOR ELIGIBILITY. | | | | |
| | | | 801 | | TBA | | M SWADENER | | 100 |

V. Graduate Education

| | | | | | | | | | |
|-----------|---|-----------------------|---|-----|--|-----------------|--|-------|----|
| EDUC 4800 | 2 | SPANISH FOR EDUCATORS | FOR EDUC PH.D. STUDENTS ONLY. NOT FOR GRADUATE CREDIT. USED TO FULFILL THE "LANGUAGE" PORTION OF THE EDUC PH.D. FOREIGN LANGUAGE REQUIREMENT. | 801 | | 0500PM-0650PM R | | STAFF | 12 |
|-----------|---|-----------------------|---|-----|--|-----------------|--|-------|----|

III. Elementary Teacher Education

| | | | | | | | | | |
|-----------|-----|--------------------------|--|----------|--------------|--|-----|--|--|
| EDUC 3621 | 2 | ART FOR ELEM TEACHERS | RESTRICTED TO EDEL/ICCC MAJORS ADMITTED TO THE ELEM TEACHER EDUC PROGRAM UNTIL A WEEK BEFORE CLASSES BEGIN. 57 OR MORE HOURS REQUIRED. | | | | | | |
| | | 001 13966 | 0400PM-0550PM M | EDUC 143 | STAFF | | 25 | | |
| | | 002 13967 | 0645PM-0835PM M | EDUC 143 | STAFF | | 25 | | |
| | | 003 13968 | 0400PM-0550PM T | EDUC 143 | STAFF | | 25 | | |
| | | 004 13969 | 0645PM-0835PM T | EDUC 143 | STAFF | | 24 | | |
| EDUC 4311 | 5 | INTEG LIT/SS ELEM SCHL 1 | PRE OR COREQ EDUC 3013. RESTRICTED TO STUDENTS ADMITTED TO THE ELEM TEACHER EDUC PROGRAM. UP TO 4 HRS/WEEK OF COMMUNITY WORK REQUIRED. | | | | | | |
| | | 001 13985 | 0800AM-1150AM TR | EDUC 155 | STAFF | | 30 | | |
| | | 002 13986 | 1200PM-0350PM TR | EDUC 155 | STAFF | | 30 | | |
| EDUC 4321 | 5 | INTEG LIT/SS ELEM SCHL 2 | PREREQS EDUC 3013 AND 4311. RESTRICTED TO STUDENTS ADMITTED TO THE ELEM TEACHER EDUC PROGRAM. PRACTICA DO NOT MEET THE FIRST WEEK OF CLASSES. | | | | | | |
| | | 010 | 0800AM-1045AM TR | EDUC 231 | CS SALINAS | | 30 | | |
| | 0 | PRACTICUM - LINKED | P011 13988 1200PM-0330PM R | | | | 30 | | |
| | 5 | INTEG LIT/SS ELEM SCHL 2 | 020 0100PM-0345PM TR | EDUC 231 | CS SALINAS | | 30 | | |
| | 0 | PRACTICUM - LINKED | P021 13990 0800AM-1130AM R | | | | 30 | | |
| EDUC 4411 | 9 | INT MATH/SCI/EDPSY EL SC | PREREQS EDUC 3013 AND 4311. RESTRICTED TO STUDENTS ADMITTED TO THE ELEM TEACHER EDUC PROGRAM. PRACTICA DO NOT MEET THE FIRST WEEK OF CLASSES. | | | | | | |
| | | 010 | 0800AM-1250PM MF | EDUC 143 | M MELOTH | | 30 | | |
| | 0 | PRACTICUM - LINKED | P011 14013 0800AM-0300PM W | | M MELOTH | | 30 | | |
| | 9 | INT MATH/SCI/EDPSY EL SC | 020 0800AM-1250PM MF | EDUC 155 | M MELOTH | | 30 | | |
| | 0 | PRACTICUM - LINKED | P021 14015 0800AM-0300PM W | | M MELOTH | | 30 | | |
| EDUC 4513 | 2 | EDUCATION AND PRACTICE | COREQ STUDENT TEACHING. MAKE APPT IN EDUC ROOM 151 FOR ELIGIBILITY. | | | | | | |
| | | 801 | 0400PM-0550PM W | HALE 270 | P FORD | | 200 | | |
| EDUC 4691 | 10 | STUDENT TEACH-ELEM 1 | PREREQ EDUC 4411 AND INSTRUCTOR CONSENT. MAKE APPT IN EDUC ROOM 151 FOR ELIGIBILITY. MUST ALSO TAKE EDUC 4513. | | | | | | |
| | | 801 | TBA | | M SWADENER | | 150 | | |
| EMUS 3203 | 2 | MUS FOR CLASSROOM TEACH | PRE-REGISTRATION IN SEC 003 RESTRICTED TO STUDENTS WITH MAJOR CODES: EDIC, EDIE, ICCC AND MCBN UNTIL 01/16/01. | | | | | | |
| | | 001 14335 | 0200PM-0315PM TR | MCKY 213 | C HAWS | | 30 | | |
| | 002 | 14336 | 0330PM-0445PM TR | MCKY 213 | K NEEDHAM | | 30 | | |
| | | 003 14337 | 0300PM-0415PM MW | MCKY 213 | D KRETCHMER | | 30 | | |
| PHED 4200 | 2 | PE & HEALTH-ELEM SCH | STUDENT MUST HAVE 57 SEM HRS COMPLETED OR IN PROGRESS. RESTRICTED TO EDEL/ICCC MAJORS ADMITTED TO THE ELEM TEACHER EDUC PROGRAM UNTIL A WEEK BEFORE CLASSES BEGIN. | | | | | | |
| | | 001 19162 | 0400PM-0550PM T | CLRE 104 | L DEGHELALDI | | 25 | | |
| | | 002 19163 | 0600PM-0750PM T | CLRE 104 | L DEGHELALDI | | 25 | | |
| | | 003 19164 | 0400PM-0550PM R | CLRE 104 | L DEGHELALDI | | 25 | | |

IV. Secondary Teacher Education

| | | | | | | | | | |
|-----------|---|--------------------------|---|----------|----------|--|----|--|--|
| EDUC 4112 | 3 | EDUC PSYC & ADOL DEVEL | SAME AS PSYC 4114. 56 SEM HRS IN-PROGRESS OR COMPLETED REQUIRED. SECTION 801 IS FOR ROARING FORK PROJECT ONLY. | | | | | | |
| | | 001 13972 | 0800AM-0915AM TR | EDUC 251 | STAFF | | 28 | | |
| | | 002 13973 | 1230PM-0145PM TR | EDUC 251 | P LANGER | | 28 | | |
| | | 801 | TBA | | E MEADOR | | 15 | | |
| EDUC 4122 | 3 | PRIN METH SECONDARY EDUC | REGISTER FOR PRACTICUM SECTION BY CALL #; ASSOCIATED LECTURE SECTION WILL BE ADDED AUTOMATICALLY. PRACTICUMS WILL NOT MEET THE FIRST WEEK OF CLASSES. SEC 030 WILL BE HELD OFF-CAMPUS IN A LOCAL SCHOOL. NOT TO BE TAKEN CONCURRENT WITH EDUC 3023 AND TEACHING FIELD METHODS COURSE. SECTION 801 IS FOR ROARING FORK PROJECT ONLY. | | | | | | |
| | | 010 | 0400PM-0550PM M | HLMS 247 | STAFF | | 28 | | |
| | 0 | PRACTICUM - LINKED | P011 13976 0800AM-1200PM MW | | | | 14 | | |
| | | P012 13977 | 0800AM-1200PM TR | | | | 14 | | |
| | 3 | PRIN METH SECONDARY EDUC | 020 0400PM-0550PM R | EDUC 136 | STAFF | | 28 | | |
| | 0 | PRACTICUM - LINKED | P021 13979 0800AM-1200PM MW | | | | 14 | | |
| | | P022 13980 | 0800AM-1200PM TR | | | | 14 | | |

◆ Indicates an arts and sciences core course.

| | | | | | | | | | |
|-----------|-----|--------------------------|---|----------|-------------|--|----|--|--|
| EDUC 5015 | 3 | INTERNATL/COMPARATIVE ED | 001 14080 0400PM-0630PM M | EDUC 134 | RJ KRAFT | | 24 | | |
| EDUC 5035 | 3 | PROSEM-PARENT/COMM INVOL | SECTION 801 FOR REACT GROUP ONLY. | | | | | | |
| | | 001 23021 | 0400PM-0630PM W | EDUC 220 | K ESCAMILLA | | 15 | | |
| | | 801 | 0400PM-0630PM W | EDUC 220 | K ESCAMILLA | | 25 | | |
| EDUC 5055 | 3 | PHILOSOPHY OF EDUCATION | 001 22370 0400PM-0630PM M | EDUC 132 | K HOWE | | 24 | | |
| EDUC 5065 | 3 | CURRICULUM THEORIES | 001 14081 0400PM-0630PM W | EDUC 138 | DP LISTON | | 28 | | |
| EDUC 5075 | 3 | SOCIOLOGY IN EDUCATION | 001 14083 0400PM-0630PM T | EDUC 136 | M LECOMPTÉ | | 28 | | |
| EDUC 5095 | 3 | TEACHERS AS RESEARCHERS | FOR PIE/PEP STUDENTS ONLY. | | | | | | |
| | | 801 | TBA | | LA MOLNER | | 36 | | |
| EDUC 5105 | 3 | EFFECTIVE INSTRUCTION | 001 14085 0400PM-0630PM M | EDUC 138 | H BORKO | | 28 | | |
| EDUC 5115 | 3 | MODERN TRENDS IN TEACH | 001 14087 0400PM-0630PM T | EDUC 231 | D PERESSINI | | 28 | | |
| EDUC 5195 | 4 | ELEM SCH READ THRY/METHD | FOR ELEM MA+ STUDENTS. | | | | | | |
| | | 001 14091 | 0800AM-1150AM R | EDUC 143 | STAFF | | 28 | | |
| EDUC 5215 | 3 | ELEM SCIENCE THRY/METHDS | FOR ELEM MA+ STUDENTS. | | | | | | |
| | | 001 14092 | 1230PM-0355PM T | EDUC 143 | AW WEAVER | | 28 | | |
| EDUC 5235 | 3 | LANG/LIT ACROSS THE CURR | FOR SEC MA+ STUDENTS. | | | | | | |
| | | 002 14093 | 0800AM-1030AM M | EDUC 138 | WMCGINLEY | | 28 | | |
| EDUC 5255 | 3 | PROC IN LIT INTERPRETATN | PREREQ EDUC 5245. | | | | | | |
| | | 001 14094 | 0400PM-0630PM M | EDUC 231 | S WOLF | | 28 | | |
| | | 002 23285 | 0645PM-0915PM W | EDUC 251 | C MCKINNEY | | 24 | | |
| EDUC 5285 | 4 | RDGS-CLINIC KIND-12 | PREREQS EDUC 5245, 5255, 5275. REQUIRES ADDITIONAL TIME OUTSIDE CLASS. | | | | | | |
| | | 001 14096 | 0400PM-0630PM W | EDUC 251 | J COLT | | 28 | | |
| EDUC 5325 | 3 | LIT FOR MS/SEC TEACHERS | MEETS W/ EDUC 4322. | | | | | | |
| | | 001 14098 | 0400PM-0630PM M | EDUC 155 | STAFF | | 12 | | |
| EDUC 5345 | 3 | COMPOSITION FOR TEACHERS | 001 14099 0645PM-0915PM T | EDUC 132 | STAFF | | 24 | | |
| EDUC 5355 | 4 | ADV MTHDS SEC SOC STUDY | MEETS W/ EDUC 4352. FOR SEC MA+ STUDENTS. PRACTICUM DOES NOT MEET FIRST WEEK OF CLASS. | | | | | | |
| | | 010 | 0400PM-0650PM W | EDUC 134 | STAFF | | 10 | | |
| | 0 | PRACTICUM - LINKED | P011 14101 0800AM-1200PM TR | | | | 10 | | |
| EDUC 5365 | 4 | ADV METHODS SEC ENG EDUC | MEETS W/ EDUC 4362. FOR SEC MA+ STUDENTS ONLY. OTHER STUDENTS MUST HAVE INSTRUCTOR PERMISSION. PRACTICUM DOES NOT MEET FIRST WEEK OF CLASS. | | | | | | |
| | | 010 | 0400PM-0650PM W | EDUC 231 | STAFF | | 10 | | |
| | 0 | PRACTICUM - LINKED | P011 14103 0800AM-1200PM TR | | | | 10 | | |
| EDUC 5375 | 4 | ADV METHODS IN MATH | MEETS W/ EDUC 4372. FOR SEC MA+ STUDENTS ONLY. OTHER STUDENTS MUST HAVE INSTRUCTOR PERMISSION. PRACTICUM DOES NOT MEET FIRST WEEK OF CLASS. | | | | | | |
| | | 010 | 0400PM-0730PM W | EDUC 338 | D PERESSINI | | 10 | | |
| | 0 | PRACTICUM - LINKED | P011 14105 0800AM-1200PM TR | | D PERESSINI | | 10 | | |
| EDUC 5385 | 4 | ADV METHODS IN SCIENCE | MEETS W/ EDUC 4383. FOR SEC MA+ STUDENTS ONLY. OTHER STUDENTS MUST HAVE INSTRUCTOR PERMISSION. PRACTICUM DOES NOT MEET FIRST WEEK OF CLASS. | | | | | | |
| | | 010 | 0400PM-0730PM W | EDUC 143 | RD ANDERSON | | 10 | | |
| | | 010 | 0400PM-0730PM W | EDUC 143 | RD ANDERSON | | 10 | | |
| | 0 | PRACTICUM - LINKED | P011 14107 0800AM-1200PM TR | | RD ANDERSON | | 10 | | |
| EDUC 5415 | 3 | THEORY/PRACTICE EXP EDUC | MEETS WITH EDUC 4410 SEC 001. | | | | | | |
| | | 001 22366 | 0400PM-0630PM M | EDUC 136 | STAFF | | 15 | | |
| EDUC 5425 | 3 | BILINGUAL/MULTICULT EDUC | 001 14108 0400PM-0630PM R | EDUC 231 | RL CHAVEZ | | 25 | | |
| EDUC 5435 | 3 | MAT/METH-BILING/MULT ED | PREREQ EDUC 5425. MAY BE TAKEN CONCURRENTLY WITH 5425. SECTION 801 IS FOR TRAP STUDENTS ONLY. | | | | | | |
| | | 001 14110 | 0400PM-0630PM W | EDUC 155 | STAFF | | 30 | | |
| | | 801 | 0400PM-0630PM W | EDUC 155 | STAFF | | 25 | | |
| EDUC 5455 | 3 | LITERACY FOR LING DIFF | PREREQ EDUC 5425 OR READING COURSE AT 5000-LEVEL. | | | | | | |
| | | 001 14112 | 0400PM-0630PM M | EDUC 251 | STAFF | | 28 | | |
| EDUC 5485 | 3 | TCHG EXCP CHILD-REG CLR | FOR SEC MA+ STUDENTS ONLY. | | | | | | |
| | | 002 14114 | 0800AM-1030AM F | EDUC 251 | P LANGER | | 28 | | |
| EDUC 5545 | 3 | CURR/METH MODERT HANDIC | 001 14115 0400PM-0630PM M | EDUC 136 | RJ FINK | | 35 | | |
| EDUC 5555 | 1-4 | ELEM MODERATE NEEDS PRAC | PREREQS EDUC 5465, 5505, 5515, 5545. | | | | | | |
| | | 001 14116 | TBA | | JH HOOVER | | 20 | | |
| EDUC 5565 | 1-4 | SEC MODERATE NEEDS PRACT | PREREQS EDUC 5465; 5505, 5515, 5545. | | | | | | |
| | | 001 14117 | TBA | | JH HOOVER | | 20 | | |

Sections 700-899 are controlled enrollment - see department for eligibility

Core Course
Department
Course Number
Credits
Course Title

Sec. Number
Call Number
Time/Days
Bldg/Room
Instructor
Max. Enrollment

| | | | | | | | | | |
|-----------|-----|--------------------------|-----|-------|-----------------|----------|--|---|----|
| EDUC 5595 | 1-4 | PRACT-LING DIFFERENT-ESL | 001 | 14118 | TBA | | | JH HOOVER | 20 |
| EDUC 5625 | 3 | METH TEACHING ESL | | | | | | RECOMMENDED PREREQ EDUC 5615. | |
| | | | 001 | 14119 | 0400PM-0630PM T | EDUC 134 | | BE SCUDDER | 28 |
| EDUC 5635 | 3 | ED & SOCIOLINGUISTICS | 001 | 14121 | 0400PM-0630PM R | EDUC 134 | | K ESCAMILLA | 28 |
| EDUC 5705 | 3 | THEORIES LEARNING & DEV | | | | | | FOR ELEM MA+ STUDENTS ONLY. | |
| | | | 001 | 22374 | 0100PM-0330PM R | EDUC 143 | | S GUBERMAN | 28 |
| EDUC 5725 | 4 | ISSUES IN ELEM EDUC | | | | | | FOR ELEM MA+ STUDENTS ONLY. | |
| | | | 001 | 14122 | 0800AM-1150AM T | EDUC 143 | | R DONATO | 28 |
| EDUC 6338 | 3 | COGNITIVE PROCESSES-EDUC | 001 | 22525 | 0400PM-0630PM W | EDUC 330 | | M NATHAN | 22 |
| EDUC 6505 | 1 | RDNGS IN COGNITIVE SCI | | | | | | PREREQ INSTRUCTOR CONSENT. | |
| | | | 001 | 22376 | 0230PM-0345PM W | EDUC 330 | | M NATHAN | 10 |
| EDUC 6516 | 2 | COG SCI RSRCH PRAC 2 | 800 | | 0100PM-0250PM T | | | D CACCAMISE | 15 |
| EDUC 6804 | 3 | LAW, EQUITY & EDUCATION | 001 | 14124 | 0400PM-0630PM R | EDUC 330 | | WK WELNER | 25 |
| EDUC 7105 | 3 | ISSUES/CONSULT BIU/SPEC | 001 | 22496 | 0400PM-0630PM R | EDUC 338 | | L BACA | 28 |
| EDUC 7316 | 3 | INTERMED STAT METHODS | | | | | | PREREQ EDUC 5716. | |
| | | | 001 | 14180 | 0100PM-0330PM R | EDUC 132 | | HK KUPERMINTZ | 20 |
| EDUC 7326 | 3 | EXPERIMNTL DESGNANALY 1 | | | | | | PREREQS EDUC 5726 AND 7316. | |
| | | | 001 | 14181 | 0100PM-0330PM M | EDUC 330 | | R LINN | 20 |
| EDUC 7346 | 3 | ETHNOGRAPHIC METH ED RES | | | | | | PREREQ EDUC 6325 OR EQUIV DOCTORAL-LEVEL COURSE IN ANTHROPOLOGICAL THEORY, SOCIOLOGICAL THEORY, OR SOCIOLOGY OF EDUCATION. OTHER PREREQ: EDUC 5726 OR EQUIVALENT. | |
| | | | 001 | 14182 | 0400PM-0630PM W | EDUC 132 | | M LECOMPTE | 20 |
| EDUC 7386 | 3 | EDUC EVALUATION | 001 | 22503 | 0400PM-0630PM M | EDUC 132 | | WK WELNER | 20 |
| EDUC 8014 | 3 | PHD SEM-MULTICULT & EDUC | | | | | | REQUIRED OF ALL FIRST-YEAR EDUCATION PH.D. STUDENTS. | |
| | | | 001 | 14185 | 0900AM-1130AM W | EDUC 330 | | ME FRANQUIZ | 20 |
| EDUC 8125 | 3 | SEM RADICAL EDUC TH | 001 | 22377 | 0900AM-1130AM T | EDUC 330 | | DP LISTON | 20 |
| EDUC 8358 | 3 | SEMINAR-HUMAN LEARNING | | | | | | PREREQ EDUC 6318 OR INSTRUCTOR CONSENT. | |
| | | | 001 | 14187 | 0400PM-0630PM R | EDUC 132 | | STAFF | 20 |
| EDUC 8804 | 3 | SEM IN SCIENCE EDUC | 001 | 14188 | 0400PM-0630PM T | EDUC 338 | | RD ANDERSON | 20 |
| | | SEM IN LANG & CULTURE | 002 | 22517 | 0900AM-1130AM R | EDUC 330 | | W MCGINLEY | 20 |

VI. Physical Education

| | | | | | | | | | |
|-----------|---|----------------------|-----|-------|-----------------|----------|--|--|----|
| PHED 4200 | 2 | PE & HEALTH-ELEM SCH | | | | | | STUDENT MUST HAVE 57 SEM HRS COMPLETED OR IN PROGRESS. RESTRICTED TO EDEL/CC MAJORS ADMITTED TO THE ELEM TEACHER EDUC PROGRAM UNTIL A WEEK BEFORE CLASSES BEGIN. | |
| | | | 001 | 19162 | 0400PM-0550PM T | CLRE 104 | | L DEGHETALDI | 25 |
| | | | 002 | 19163 | 0600PM-0750PM T | CLRE 104 | | L DEGHETALDI | 25 |
| | | | 003 | 19164 | 0400PM-0550PM R | CLRE 104 | | L DEGHETALDI | 25 |

Core Course
Department
Course Number
Credits
Course Title

Sec. Number
Call Number
Time/Days
Bldg/Room
Instructor
Max. Enrollment

V. Systems and Control

| | | | | | | | | | |
|-----------|---|--------------------------|------|-------|------------------|-----------|--|--|----|
| ASEN 2004 | 5 | VEH DESIGN & PERFORMANCE | | | | | | PREREQS APPM 2350 OR MATH 2400, ASEN 2001 AND ASEN 2002. | |
| | | | 010 | | 1100AM-1215PM TR | ECCR 245 | | RD CULP | 70 |
| | 0 | LAB | L011 | 10595 | 0800AM-0950AM MW | ITLL 2B10 | | RD CULP | 35 |
| | | | L012 | 10596 | 0100PM-0250PM MW | ITLL 2B10 | | C FARHAT | 35 |
| ASEN 5024 | 3 | NONLINEAR CONTROL SYS | | | | | | PREREQ ASEN 5014. | |
| | | | 001 | 10672 | 0930AM-1045AM TR | ECAE 1B16 | | D LAWRENCE | 27 |
| ASEN 5034 | 3 | STOCHASTIC METH SYST ENG | 001 | 10674 | 1100AM-1215PM TR | ECCR 137 | | GW MORGENTHALER 20 | |

VI. Geophysics and Environmental

| | | | | | | | | | |
|-----------|---|--------------------------|-----|-------|-------------------|-----------|--|---|----|
| ASEN 5215 | 3 | OCEANOGRAPHY | | | | | | PREREQ GRAD STANDING. | |
| | | | 001 | 10681 | 1100AM-1150AM MWF | ECAE 1B73 | | W EMERY | 10 |
| ASEN 5235 | 3 | REMOTE SENS ATMOS/OCEANS | | | | | | PREREQ ASEN 5225. RECOMMENDED PREREQ: PREVIOUS COURSE IN REMOTE SENSING OR ATMOSPHERIC SCIENCE. SAME AS ATOC 5235. | |
| | | | 001 | 10682 | 1000AM-1050AM MWF | ECAE 1B16 | | JA CURRY | 10 |
| ASEN 5315 | 3 | OCEAN MODELING | | | | | | PREREQS ATMOSPHERIC AND OCEAN DYNAMICS OR INSTRUCTOR CONSENT. RECOMMENDED ASEN 4317/5317, COMPUTATIONAL FLUID DYNAMICS. | |
| | | | 001 | 22803 | 1230PM-0145PM TR | ECCR 1B08 | | L KANTHA | 20 |

VII. Bioengineering

| | | | | | | | | | |
|-----------|---|---------------------|-----|-------|------------------|----------|--|---|----|
| ASEN 5016 | 3 | SPACE LIFE SCIENCES | | | | | | PREREQ SR STANDING OR INSTRUCTOR CONSENT. | |
| | | | 001 | 10670 | 1100AM-1215PM TR | ECCR 116 | | DM KLAUS | 27 |

VIII. Computational and Analytic Methods

| | | | | | | | | | |
|-----------|---|------------------------|-----|-------|-------------------|------------|--|--|----|
| ASEN 4047 | 3 | AERO PROB & STATISTICS | | | | | | PREREQ JR/GRAD STANDING OR INSTRUCTOR CONSENT. RECOMMENDED APPM 2350. SAME AS ASEN 5047. | |
| | | | 001 | 10617 | 0200PM-0315PM TR | DUAN G1B35 | | GW MORGENTHALER 10 | |
| ASEN 5047 | 3 | AERO PROB & STATISTICS | | | | | | SAME AS ASEN 4047. | |
| | | | 001 | 10675 | 0200PM-0315PM TR | DUAN G1B35 | | GW MORGENTHALER 10 | |
| ASEN 5307 | 3 | ENGR DATA ANALYS MTHDS | | | | | | PREREQ APPM 2360. | |
| | | | 001 | 22829 | 0100PM-0150PM MWF | ECAE 1B73 | | W EMERY | 20 |
| ASEN 5427 | 3 | CFD GAS DYNAMICS | | | | | | PREREQS SR OR GRAD STANDING IN ENGINEERING, MATH OR PHYSICS. | |
| | | | 001 | 10689 | 0200PM-0315PM TR | ECCR 116 | | C FARHAT | 27 |

IX. Design

| | | | | | | | | | |
|-----------|---|-------------------------|------|-------|-------------------|-----------|--|--|----|
| ASEN 3128 | 4 | AIRCRAFT DYNAMICS | | | | | | PREREQS APPM 2380, ASEN 2002 AND 2004. | |
| | | | 010 | | 1100AM-1215PM TR | ECCR 200 | | DS GERREN | 75 |
| | 0 | LAB | L011 | 10602 | 0800AM-0950AM W | ECME 269 | | DS GERREN | 25 |
| | | | L012 | 10603 | 1000AM-1150AM W | ECME 269 | | DS GERREN | 25 |
| | | | L013 | 10604 | 0100PM-0250PM W | ECME 269 | | DS GERREN | 25 |
| ASEN 4028 | 5 | SENIOR PROJECTS 2 | | | | | | PREREQ ASEN 4018. | |
| | | | 010 | | 0200PM-0250PM MWF | ECCR 105 | | JW SUNKEL | 60 |
| | 0 | LAB | L011 | 10614 | 0800AM-0950AM TR | ECAE 1B16 | | | 20 |
| | | | L012 | 10615 | 0200PM-0350PM TR | ECAE 1B16 | | | 20 |
| | | | L013 | 10616 | 0800AM-0950AM MW | ECAE 1B16 | | | 20 |
| ASEN 4148 | 3 | SPACECRAFT DESIGN | | | | | | PREREQ SR OR GRAD STANDING OR INSTRUCTOR CONSENT. SAME AS ASEN 5148. | |
| | | | 001 | 10618 | 0330PM-0445PM TR | ECCR 105 | | MT MCGRATH | 45 |
| ASEN 4248 | 3 | COMP AID CTRL SYS DES 2 | | | | | | PREREQ ASEN 4238 OR INSTRUCTOR CONSENT. | |
| | | | 010 | | 0400PM-0550PM M | ECAE 1B16 | | D MACKINSON | 20 |
| | 0 | LAB | L011 | 10620 | 0400PM-0550PM W | ECAE 1B16 | | D MACKINSON | 20 |
| ASEN 5148 | 3 | SPACECRAFT DESIGN | | | | | | PREREQ SR OR GRAD STANDING OR INSTRUCTOR CONSENT. SAME AS ASEN 4148. | |
| | | | 001 | 10679 | 0330PM-0445PM TR | ECCR 105 | | MT MCGRATH | 15 |

X. Special Topics

| | | | | | | | | | |
|-----------|---|--------------------------|-----|-------|------------------|----------|--|-----------|---|
| ASEN 4519 | 3 | SP TPS-BIOL ENGR CTL SYS | 001 | 23436 | 1230PM-0145PM TR | ECCR 131 | | H WACHTEL | 2 |
|-----------|---|--------------------------|-----|-------|------------------|----------|--|-----------|---|

Core Course
Department
Course Number
Credits
Course Title

Sec. Number
Call Number
Time/Days

Bldg/Room
Instructor
Max. Enrollment

Chemical Engineering - EC CH 111 (303-492-7471)

INDEPENDENT STUDY COURSE WORK IS AVAILABLE. GRADUATE STUDENTS NEEDING TO REGISTER FOR MASTER'S THESIS, MASTER'S DEGREE CANDIDATE, OR DOCTORAL THESIS, PLEASE CONSULT THE DEPARTMENT OFFICE FOR FURTHER INFORMATION. EACH COURSE IN THIS DEPARTMENT HAS A COURSE FEE OF \$18 (SUBJECT TO CHANGE) FOR SPECIALIZED SUPPLIES AND EQUIPMENT. REFER TO THE TUITION AND FEES SECTION OF THIS HANDBOOK.

| | | | | | | |
|-------------|---|----------------------------|------------|---|----------------------------|-----|
| ◆ CHEN 1000 | 3 | CREATIVE TECHNOLOGY | 001 11545 | 1230PM-0145PM TR | DUAN G1B30 RI GAWOW | 300 |
| CHEM 1211 | 3 | GENERAL CHEM ENGINEERS | | PREREQS ENROLLMENT IN COLLEGE OF ENGINEERING; ONE YEAR HIGH SCHOOL CHEMISTRY OR SATISFACTORY PERFORMANCE IN CHEM 1001 OR CHEM 1021; & HIGH SCHOOL ALGEBRA. NOT RECOMMENDED FOR STUDENTS WITH GRADES BELOW B- IN CHEM 1001 OR 1021. COREQ CHEN 1221. SIMILAR TO CHEM 1111 & 1151. STUDENT MUST REGISTER FOR CHEMISTRY LECTURE (CHEM 1211) AND CHEMICAL ENGINEERING LAB (CHEM 1221). PLEASE SEE CHEMICAL ENGINEERING SECTION FOR LAB INFORMATION. EVENING EXAMS AT 7PM ON FEB 8, MAR 8, AND APR 12. STUDENT MAY NOT RECEIVE CREDIT FOR MORE THAN ONE OF CHEM 1211, 1111, OR 1151. | | |
| | | | 001 11246 | 1000AM-1050AM MWF | CHEM 142 JS SELBIN | 160 |
| CHEN 1221 | 2 | ENGR GEN CHEMISTRY LAB | | PREREQ 1 YEAR HIGH SCHOOL CHEMISTRY OR SATISFACTORY PERFORMANCE IN CHEM 1001 OR 1021; AND HIGH SCHOOL ALGEBRA. SAME AS CHEM 1111 AND CHEM 1151. | | |
| | | | 311 11547 | 0100PM-0450PM M | EKLC M275 | 20 |
| | | | 321 11548 | 0800AM-1150AM T | EKLC M275 | 20 |
| | | | 331 11549 | 0100PM-0450PM T | EKLC M275 | 20 |
| | | | 341 11550 | 0330PM-0420PM T | ECCR 108 | 20 |
| | | | | 0600PM-0900PM T | EKLC M275 | |
| | | | 351 11551 | 0100PM-0450PM W | EKLC M275 | 20 |
| | | | 361 11552 | 0800AM-1150AM R | EKLC M275 | 20 |
| | | | 371 11553 | 0100PM-0450PM R | EKLC M275 | 20 |
| | | | 391 11554 | 0100PM-0450PM F | EKLC M275 | 20 |
| CHEN 1300 | 1 | INTRO TO CHEMICAL ENGR | 001 11555 | 0330PM-0445PM T | ECCR 245 DE CLOUGH B LOUIE | 96 |
| CHEN 2800 | 3 | BIOPHYS EXTREME ENVIRONS | 001 23679 | 0700PM-0930PM T | ECCR 150 RI GAWOW | 25 |
| CHEN 3130 | 2 | CHEM ENGR LAB 1 | 801 | 0100PM-0445PM T | ECCH 1B70 | 25 |
| | | | 802 | 0100PM-0445PM R | ECCH 1B70 | 25 |
| CHEN 3200 | 3 | CHEM ENGR FLUID MECH | 001 11578 | 1100AM-1215PM TR | ECCR 105 RD NOBLE | 60 |
| CHEN 3220 | 4 | CHEM ENGR SEPARATIONS | 010 | 0900AM-0950AM MWF | ECCR 105 RL SANI | 60 |
| | 0 | RECITATION | R011 11580 | 0400PM-0450PM T | | 27 |
| | | | R012 11581 | 0400PM-0450PM R | ECCR 1B51 | 33 |
| CHEN 3320 | 3 | CHEM ENGR THERMODYNAMICS | | PREREQS CHEN 2120, MIN GRADE C-; AND CHEM 4511, MIN GRADE C- EVENING EXAMS AT 7-9PM ON WEDS, FEB 21, MAR 21, & APR 25. | | |
| | | | 001 11582 | 1100AM-1150AM MWF | ECCR 105 JL FALCONER | 60 |
| CHEN 4020 | 2 | CHEM SENIOR THESIS II | 800 | TBA | CM HRENYA | 15 |
| CHEN 4520 | 4 | CHEM PROCESS SYNTHESIS | | PREREQS CHEN 3210, 3220 AND 4330, MIN GRADE C-. | | |
| | | | 010 | 0930AM-1045AM TR | ECCR 150 AW WEIMER | 66 |
| | 0 | RECITATION | R011 11603 | 0200PM-0350PM F | ITLL 1B50 | 66 |
| CHEN 4570 | 4 | INSTRUMENTATION/PROC CNTRL | | PREREQ APPM 2360. | | |
| | | | 010 | 1000AM-1050AM MWF | ITLL 1B50 DE CLOUGH | 66 |
| | 0 | LAB | L011 11605 | 0200PM-0450PM M | ITLL 1B10 | 33 |
| | | | L012 11606 | 0200PM-0450PM W | ITLL 1B10 | 33 |
| CHEN 4820 | 3 | BIOCHEMICAL SEPARATIONS | | SAME AS CHEN 5820. | | |
| | | | 001 23023 | 0500PM-0615PM TR | ECCR 1B08 SR RUDGE | 15 |
| CHEN 5090 | 1 | SEMINAR IN CHEM ENGINEER | 001 11628 | 0200PM-0315PM TR | ECCR 105 CM HRENYA | 56 |
| CHEN 5390 | 3 | REACTION ENGINEERING | 001 23025 | 1200PM-1250PM MWF | DUAN G2B21 DS KOMPALA | 36 |
| CHEN 5740 | 3 | ANALY METH CHEM ENGR | 001 23022 | 1100AM-1215PM TR | ECCH 1B58 CM HRENYA | 35 |
| CHEN 5820 | 3 | BIOCHEMICAL SEPARATIONS | | SAME AS CHEN 4820. | | |
| | | | 001 23024 | 0500PM-0615PM TR | ECCR 1B08 SR RUDGE | 15 |
| CHEN 5838 | 3 | TPC-PHARMACEUTICAL BIOTC | 001 23566 | 0300PM-0415PM MW | STAD 308 TW RANDOLPH | 10 |

Core Course
Department
Course Number
Credits
Course Title

Sec. Number
Call Number
Time/Days

Bldg/Room
Instructor
Max. Enrollment

| | | | | | | |
|-----------|---|---------------------------|-----------|------------------|------------------------|----|
| CVEN 3424 | 3 | WATER/WASTEWATER TREAT | 002 12601 | 1230PM-0145PM TR | ECCR 139 RS SUMMERS | 29 |
| CVEN 3434 | 3 | INTRO TO APPLIED ECOLOGY | 001 23598 | 0200PM-0315PM TR | ECST 1B21 D MCKNIGHT | 25 |
| CVEN 4474 | 3 | HAZ & INDSTR L WASTE MGMT | 001 12626 | 1100AM-1215PM TR | ECCR 155 AR BIELEFELDT | 48 |
| CVEN 5474 | 3 | HAZARD/IND WASTE MGMT | 001 23596 | 1100AM-1215PM TR | ECCR 155 AR BIELEFELDT | 28 |
| CVEN 5524 | 3 | WATER TREATMENT | 001 12693 | 0930AM-1045AM TR | CLRE 302 | 20 |
| CVEN 5534 | 3 | WASTEWATER TREATMENT | 001 12694 | 0200PM-0315PM TR | ECCR 1B08 | 20 |
| CVEN 5834 | 3 | SP TPS-BIOREMEDIATION | 001 12703 | 0330PM-0445PM TR | ECCR 133 AR BIELEFELDT | 27 |
| | | SP TPS-ADV TREATMT/REUSE | 002 23600 | 0930AM-1045AM TR | STAD 135 G AMY | 20 |
| | 1 | SPECIAL TOPICS | 003 23601 | 0200PM-0250PM W | ECCR 200 MT HERNANDEZ | 55 |

VI. Structures

| | | | | | | |
|-----------|---|--------------------------|------------|----------------------------------|-----------------------|----|
| CVEN 3525 | 3 | STRUCTURAL ENGR 1 | 010 | 0800AM-0850AM MWF | ECCR 150 B SHING | 56 |
| | 0 | LAB | L011 12603 | 0500PM-0650PM M | ECCR 150 B SHING | 56 |
| CVEN 3535 | 3 | STRUCTURAL ENGINEERING 2 | 010 | 1100AM-1215PM TR | V SAOUMA | 48 |
| | 0 | LAB | L011 12605 | 0500PM-0650PM T | ECCR 1B51 V SAOUMA | 48 |
| CVEN 4545 | 3 | STEEL DESIGN | | PREREQ CVEN 3515. | | |
| | | | 010 | 0800AM-0850AM TR | ECCR 110 | 27 |
| | 0 | LAB | L011 12628 | 0200PM-0450PM F | ECCR 151 | 27 |
| CVEN 5585 | 3 | ADV TPCS IN REF CONCRETE | 002 12695 | 0930AM-1045AM TR | ECCR 116 E SPACONE | 27 |
| CVEN 5835 | 3 | SP TPC-CABLE STRUCTURES | | PREREQ INSTRUCTOR CONSENT. | | |
| | | | 001 12707 | 1230PM-0145PM TR | ECCR 137 | 20 |
| CVEN 6525 | 3 | FINITE ELEMENT ANALY | | PREREQ CVEN 5525, 5511, OR 5121. | | |
| | | | 001 12757 | 1100AM-1215PM TR | STAD 135 V SAOUMA | 20 |
| CVEN 7545 | 3 | STRUCTURAL OPTIMIZATION | 001 23675 | 1230PM-0145PM TR | STAD 135 D FRANGOPOLO | 30 |

VII. Construction

| | | | | | | |
|-----------|---|----------------------------|-----------|-------------------|----------------------|----|
| CVEN 3246 | 3 | INTRO TO CONSTRUCTION | 001 12588 | 1000AM-1050AM MWF | ECCR 200 | 96 |
| CVEN 5206 | 3 | DESIGN/BUILD | 001 23602 | 0100PM-0150PM MWF | ECCR 110 | 30 |
| CVEN 5276 | 3 | ENGR RISK DEC ANALYSIS | 002 12688 | 0200PM-0250PM MWF | ECCR 110 JE DIEKMANN | 27 |
| CVEN 5286 | 3 | DESIGN CONSTRUCTN OPERATNS | 001 23676 | 1100AM-1150AM MWF | ECCR 116 JE DIEKMANN | 27 |
| CVEN 5836 | 3 | SPECIAL TOPICS | 001 23604 | 0330PM-0445PM TR | ECCR 155 KR MOLENAAR | 48 |

VIII. Miscellaneous

| | | | | | | |
|-----------|---|--------------------------|-----------|-----------------------------------|------------------------|----|
| CVEN 1317 | 1 | INTRO TO CIVIL ENGR | 001 12577 | 0330PM-0420PM T | ECCR 1B51 | 29 |
| CVEN 3227 | 3 | PROB, STATS AND DECISION | | PREREQ APPM 2360 AND JR STANDING. | | |
| | | | 001 12587 | 0330PM-0445PM TR | ECCE 1B41 D FRANGOPOLO | 56 |
| CVEN 4147 | 3 | ENGR ECON & SYSTEM DESGN | 003 12618 | 0930AM-1045AM TR | ECCR 155 | 48 |

IX. Geotechnical

| | | | | | | |
|-----------|---|--------------------------|------------|--|-----------------------|----|
| CVEN 3698 | 3 | ENGINEERING GEOLOGY | 010 | 1000AM-1050AM MWF | ECCR 150 WT PFEFFER | 48 |
| | 0 | LAB | L011 12609 | 0200PM-0350PM F | STAD 112 WT PFEFFER | 48 |
| CVEN 3708 | 3 | GEOTECHNICAL ENGR 1 | | PREREQ CVEN 3161. | | |
| | | | 010 | 1100AM-1150AM MWF | ECCR 150 H KO | 48 |
| | 0 | LAB | L011 12612 | 0200PM-0350PM M | ECCE 1B53 H KO | 24 |
| | | | L012 12613 | 0200PM-0350PM R | ECCE 1B53 H KO | 24 |
| CVEN 3718 | 3 | GEOTECHNICAL ENGR 2 | | PREREQ CVEN 3708. | | |
| | | | 010 | 1100AM-1150AM MWF | ECCR 155 RY PAK | 48 |
| | 0 | LAB | L011 12615 | 0200PM-0350PM T | ECCE 1B53 RY PAK | 24 |
| | | | L012 12616 | 0200PM-0350PM W | ECCE 1B53 RY PAK | 24 |
| CVEN 4039 | 1 | SENIOR SEMINAR | 001 12617 | 0600PM-0650PM W | ECCR 200 | 96 |
| CVEN 4838 | 3 | SP TPS-ME/DYN GLACR FLOW | 001 12630 | 0300PM-0350PM MWF | ECCR 133 WT PFEFFER | 7 |
| CVEN 5688 | 3 | ENVIRONMENTL GEOTECHNICS | 001 23605 | 0400PM-0515PM MW | ECCR 105 JG ZORNBERG | 48 |
| CVEN 5738 | 3 | APPLIED GEOTECH ANALYS | 002 12697 | 1230PM-0145PM TR | ECST 1B21 D ZNIDARCIC | 20 |
| CVEN 5758 | 3 | FLOW PROCESSES IN SOILS | 001 23718 | 0200PM-0250PM MWF | ECST 1B21 | 30 |
| CVEN 5768 | 3 | INTRO TO ROCK MECH | | PREREQS CVEN 3708 AND 3718, OR INSTRUCTOR CONSENT. | | |
| | | | 001 12698 | 0900AM-0950AM MWF | ECCR 1B51 B AMADEI | 48 |
| CVEN 5838 | 3 | SP TPS-ME/DYN GLACR FLOW | 001 23677 | 0300PM-0350PM MWF | ECCR 133 WT PFEFFER | 20 |
| CVEN 7718 | 3 | ENGRG PROPS OF SOILS | 001 13002 | 0800AM-0915AM TR | ECST 1B21 S STURE | 20 |

Civil Engineering - EC OT 441 (303-492-6382)

INDEPENDENT STUDY COURSE WORK IS AVAILABLE. GRADUATE STUDENTS NEEDING TO REGISTER FOR MASTER'S THESIS, MASTER'S DEGREE CANDIDATE, OR DOCTORAL THESIS, PLEASE CONSULT THE DEPARTMENT OFFICE FOR FURTHER INFORMATION. EACH COURSE IN THIS DEPARTMENT HAS A COURSE FEE OF \$18 (SUBJECT TO CHANGE) FOR SPECIALIZED SUPPLIES AND EQUIPMENT. REFER TO THE TUITION AND FEES SECTION OF THIS HANDBOOK.

I. Building Energy

| | | | | | | | | |
|-----------|---|---------------------------|-----|---|-------------------|-----------|----------------|----|
| CVEN 5030 | 3 | LIGHTING EQUIPMENT DESIGN | 001 | 23595 | 1100AM-1150AM MWF | ECCR 1B08 | DL DILAURA | 10 |
| CVEN 5080 | 3 | COMP SIM BLDG ENGR SYS | 001 | 23671 | 1230PM-0145PM TR | ECCR 200 | | 20 |
| CVEN 5110 | 3 | HVAC SYSTEM DESIGN | | SAME AS AREN 4110. | | | | |
| CVEN 5830 | 3 | SP TPC-DAYLIGHTING | 001 | 12680 | 0200PM-0315PM TR | ECCR 150 | MJ BRANDEMUEHL | 8 |
| | | | | PREREQ INSTRUCTOR CONSENT. TAUGHT W/ AREN 4580-001. | | | | |
| | | | 001 | 12699 | 1000AM-1050AM MWF | ECCR 137 | DL DILAURA | 27 |
| | | SP TPC-ROOM ACOUSTICS | 002 | 23669 | 0900AM-0950AM MWF | ITLL 1B50 | RT MUEHLEISEN | 15 |
| | | RENEW ENRG/ANAL & ASSMNT | 003 | 12701 | 0200PM-0315PM TR | ECCR 131 | JF KREIDER | 28 |

II. Mechanics

| | | | | | | | | |
|-----------|---|--------------------------|------|------------------------------------|-------------------|-----------|-----------|----|
| CVEN 2121 | 3 | ANALYTICAL MECHANICS 1 | | PREREQ PHYS 1110. COREQ APPM 2350. | | | | |
| | | | 001 | 12582 | 0100PM-0150PM MWF | ECCR 200 | JO DOW | 70 |
| CVEN 3111 | 3 | ANALYTICAL MECHANICS 2 | | PREREQS CVEN 2121 AND APPM 2360. | | | | |
| | | | 001 | 12583 | 1000AM-1050AM MWF | ECCR 105 | B AMADEI | 42 |
| CVEN 3161 | 3 | MECHANICS OF MATERIALS 1 | 010 | | 0900AM-0950AM MWF | ECCR 245 | | 96 |
| | 0 | LAB | L011 | 12585 | 0200PM-0350PM W | ECCE 1B52 | KJ WILLAM | 48 |
| | | | L012 | 12586 | 0400PM-0550PM W | ECCE 1B52 | KJ WILLAM | 48 |
| CVEN 4161 | 3 | MECHANICS OF MATERIALS 2 | | PREREQ CVEN 3161. | | | | |
| | | | 010 | | 0800AM-0915AM TR | ECCR 150 | KJ WILLAM | 56 |
| | 0 | LAB | L011 | 12620 | 0200PM-0450PM M | ECCE 1B52 | KJ WILLAM | 56 |
| CVEN 5111 | 3 | INTRO STRUCT DYNAMICS | 001 | 12681 | 1000AM-1050AM MWF | ECST 1B21 | B SHING | 20 |
| CVEN 6831 | 3 | SP TPCS-FRACTURE MECHS | | PREREQ CVEN 5121. | | | | |
| | | | 001 | 12758 | 0330PM-0445PM TR | ECCR 139 | | 20 |

III. Surveying and Transportation

| | | | | | | | | |
|-----------|---|-----------------|------|--------------------------------|------------------|-----------|---------|----|
| CVEN 2012 | 3 | PLANE SURVEYING | | PREREQ APPM 1350 OR MATH 1300. | | | | |
| | | | 010 | | 1200PM-1250PM MF | ECCE 1B41 | M HALEK | 65 |
| | 0 | LAB | L011 | 12579 | 0200PM-0450PM M | ECCE 1B41 | M HALEK | 22 |
| | | | L012 | 12580 | 0200PM-0450PM W | ECCE 1B41 | M HALEK | 24 |
| | | | L013 | 12581 | 0200PM-0450PM F | ECCE 1B41 | M HALEK | 21 |

IV. Fluid Mechanics and Water Resources

| | | | | | | | | |
|-----------|-----|--------------------------|------|-------------------|------------------|-----------|----------------|----|
| CVEN 3313 | 3 | THEORETICAL FLUID MECH | | PREREQ CVEN 2121. | | | | |
| | | | 010 | | 0800AM-0915AM TR | ECCR 155 | JP CRIMALDI | 48 |
| | 0 | RECITATION | R011 | 12590 | 1200PM-1250PM W | ITLL 1B50 | JP CRIMALDI | 24 |
| | | | R012 | 12591 | 0100PM-0150PM W | ITLL 1B50 | JP CRIMALDI | 24 |
| CVEN 3323 | 3 | HYDRAULIC ENGINEERING | 010 | | 1100AM-1215PM TR | | H RAJARAM | 34 |
| | 0 | LAB | L011 | 12594 | 0200PM-0450PM M | ECCE 1B44 | H RAJARAM | 11 |
| | | | L012 | 12595 | 0200PM-0450PM T | ECCE 1B44 | H RAJARAM | 12 |
| | | | L013 | 12596 | 0200PM-0450PM W | ECCE 1B44 | H RAJARAM | 11 |
| CVEN 4333 | 3 | ENGINEERING HYDROLOGY | 001 | 23672 | 0200PM-0315PM TR | ECCR 155 | BR RAJAGOPALAN | 22 |
| CVEN 4423 | 3 | WATER RES ENGR DESIGN | 002 | 12625 | 0930AM-1045AM TR | | JP HEANEY | 29 |
| CVEN 5333 | 3 | HYDROLOGY | 001 | 23673 | 0200PM-0315PM TR | ECCR 155 | BR RAJAGOPALAN | 22 |
| CVEN 5833 | 3 | SP TPS-MOD TRNSP & REACT | 001 | 12702 | 0930AM-1045AM TR | ECST 1B21 | H RAJARAM | 20 |
| | 1-3 | SP TPS-MODEL OF HYDR SYS | 002 | 23674 | 1100AM-1215PM TR | ECCR 1B08 | KM STRZEPEK | 25 |
| CVEN 6833 | 3 | SP TP-SCALE ISSUES/HYDRO | 002 | 12760 | 1100AM-1215PM TR | | VK GUPTA | 48 |
| | 1 | SP TP-HYDROLOGIC SCIENCE | 003 | 12761 | 0300PM-0350PM F | | VK GUPTA | 25 |

V. Environmental

| | | | | | | | | |
|-----------|---|---------------------|-----|-------|-------------------|----------|--------------|----|
| CVEN 3414 | 3 | INTRO TO ENVIR ENGR | 001 | 12599 | 0900AM-0950AM MWF | ECCR 151 | MT HERNANDEZ | 48 |
|-----------|---|---------------------|-----|-------|-------------------|----------|--------------|----|

Computer Science

Undergraduate - EC OT 721 (303-492-6362)

Graduate - EC OT 720 (303-492-6361)

INFORMATION ABOUT COMPUTER SCIENCE COURSES AND SCHEDULES, INCLUDING ANY CHANGES TO THE INFORMATION SHOWN BELOW, IS AVAILABLE ON THE WORLD WIDE WEB AT HTTP://WWW.CS.COLORADO.EDU/ INDEPENDENT STUDY COURSE WORK IS AVAILABLE. GRADUATE STUDENTS NEEDING TO REGISTER FOR MASTER'S THESIS, MASTER'S DEGREE CANDIDATE, OR DOCTORAL THESIS, PLEASE CONSULT THE DEPARTMENT OFFICE FOR FURTHER INFORMATION. EACH COURSE IN THIS DEPARTMENT HAS A COURSE FEE OF \$18 (SUBJECT TO CHANGE) FOR SPECIALIZED SUPPLIES AND EQUIPMENT. REFER TO THE TUITION AND FEES SECTION OF THIS HANDBOOK. STUDENTS MAY BE ADMINISTRATIVELY DROPPED FOR FAILURE TO MEET COURSE PREREQUISITES.

I. General Computer Science

| | | | | | | | | |
|-----------|---|--------------------------|------|--|-------------------|------------|---------|-----|
| CSCI 1200 | 4 | INTRO TO COMPUTING | 010 | | 1230PM-0145PM TR | BESC 180 | C ELLIS | 169 |
| | 0 | RECITATION | R011 | 12100 | 0900AM-0950AM M | ECCR 239 | | 19 |
| | | | R012 | 12101 | 1000AM-1050AM M | ECCR 239 | | 19 |
| | | | R013 | 12102 | 1200PM-1250PM M | ECCR 239 | | 19 |
| | | | R014 | 12103 | 0100PM-0150PM M | ECCR 239 | | 19 |
| | | | R015 | 12104 | 0200PM-0250PM M | ECCR 239 | | 19 |
| | | | R016 | 12105 | 0300PM-0350PM M | ECCR 239 | | 19 |
| | | | R017 | 12106 | 1100AM-1150AM M | ECCR 239 | | 19 |
| | | | R018 | 22654 | 0400PM-0450PM M | ECCR 239 | | 18 |
| | | | R019 | 22655 | 0500PM-0550PM M | ECCR 239 | | 18 |
| CSCI 1300 | 4 | COMP SCI I: PROGRAMMING | | RECITATIONS WILL MEET IN FIRST WEEK OF CLASS. | | | | |
| | 0 | RECITATION | 020 | | 1100AM-1215PM TR | ECCR 265 | | 135 |
| | | | R021 | 12118 | 0900AM-0950AM M | ECCH 107 | | 20 |
| | | | R022 | 12119 | 1000AM-1050AM M | ECCH 107 | | 20 |
| | | | R023 | 12120 | 1100AM-1150AM M | ECCH 107 | | 19 |
| | | | R024 | 12121 | 1200PM-1250PM M | ECCH 107 | | 19 |
| | | | R025 | 12122 | 0100PM-0150PM M | ECCH 107 | | 19 |
| | | | R026 | 12123 | 0200PM-0250PM M | ECCH 107 | | 19 |
| | | | R027 | 12124 | 0300PM-0350PM M | ECCH 107 | | 19 |
| | | | | 100 | 0200PM-0315PM TR | DUAN G1B30 | | 330 |
| | 0 | RECITATION | R111 | 22659 | 0900AM-0950AM W | ECCR 239 | | 19 |
| | | | R112 | 22660 | 1000AM-1050AM W | ECCR 239 | | 19 |
| | | | R113 | 22661 | 1100AM-1150AM W | ECCR 239 | | 19 |
| | | | R114 | 22662 | 1200PM-1250PM W | ECCR 239 | | 19 |
| | | | R115 | 22663 | 0100PM-0150PM W | ECCR 239 | | 19 |
| | | | R116 | 22664 | 0200PM-0250PM W | ECCR 239 | | 19 |
| | | | R117 | 22665 | 0300PM-0350PM W | ECCR 239 | | 19 |
| | | | R118 | 22666 | 0400PM-0450PM W | ECCR 239 | | 19 |
| | | | R119 | 22667 | 0900AM-0950AM M | ECME 107 | | 22 |
| | | | R120 | 22668 | 1000AM-1050AM M | ECME 107 | | 22 |
| | | | R121 | 22669 | 1100AM-1150AM M | ECME 107 | | 22 |
| | | | R122 | 22670 | 1200PM-1250PM M | ECME 107 | | 22 |
| | | | R123 | 22671 | 0100PM-0150PM M | ECME 107 | | 22 |
| | | | R124 | 22672 | 0200PM-0250PM M | ECME 107 | | 22 |
| | | | R125 | 22673 | 0300PM-0350PM M | ECME 107 | | 22 |
| CSCI 2270 | 4 | COMP SCI II: DATA STRUCT | | PREREQS CALCULUS I, AND CSCI 1300 OR CSCI 1210. SECS 030, 040 AND 050 RESTRICTED TO CS MAJORS. RECITATIONS WILL MEET IN FIRST WEEK OF CLASS. | | | | |
| | 0 | RECITATION | 010 | | 1100AM-1150AM MWF | BESC 180 | | 108 |
| | | | R011 | 12126 | 0200PM-0315PM M | ECCR 1B54 | | 18 |
| | | | R012 | 12127 | 0330PM-0445PM M | ECCR 1B54 | | 18 |
| | | | R013 | 12128 | 0500PM-0615PM M | ECCR 1B54 | | 18 |
| | | | R014 | 12129 | 0800AM-0915AM T | ECCR 1B54 | | 18 |
| | | | R015 | 12130 | 0930AM-1045AM T | ECCR 1B54 | | 18 |
| | | | R016 | 12131 | 1100AM-1215PM T | ECCR 1B54 | | 18 |
| | 4 | COMP SCI II: DATA STRUCT | 030 | | 0100PM-0150PM MWF | ECCR 105 | | 36 |
| | 0 | RECITATION | R031 | 12133 | 1230PM-0145PM R | ECCR 1B54 | | 18 |
| | | | R032 | 12134 | 0200PM-0315PM R | ECCR 1B54 | | 18 |

Core Course Department Course Number Credits Course Title Sec. Number Call Number Time/Days Bldg/Room Instructor Max. Enrollment

| | | | | | | |
|-----------|-----|--------------------------|------------|---|------------|----|
| CSCI 2830 | 4 | COMP SCI II: DATA STRUCT | 040 | 0930AM-1045AM TR | DUAN G125 | 36 |
| | 0 | RECITATION | R042 12138 | 1100AM-1215PM M | ECCR 1B54 | 18 |
| | | | R043 12139 | 1230PM-0200PM M | ECCR 1B54 | 18 |
| | 4 | COMP SCI II: DATA STRUCT | 050 | 0300PM-0350PM MWF | DUAN G125 | 36 |
| | 0 | RECITATION | R051 22675 | 0200PM-0315PM T | ECCR 1B54 | 18 |
| | | | R052 22676 | 0330PM-0445PM T | ECCR 1B54 | 18 |
| | 4 | COMP SCI II: DATA STRUCT | 800 | 1100AM-1215PM TR | HUMN 370 | 6 |
| | 0 | RECITATION | R801 | 1100AM-1150AM W | ECCR 1B54 | 6 |
| | 1 | TPC-EDU TECHNOLOGY HOUSE | 800 | TBA | CH LEWIS | 20 |
| | 3 | TPC-TECH FOR COMMUNITY | 810 | 0500PM-0615PM TR | ECST 1B21 | 10 |
| | 0 | LAB | L811 | 0200PM-0400PM W | ER JESSUP | 10 |
| CSCI 4830 | 3 | SP TPS-USER INTRFAC DESN | | SECTION 003 MAY BE OFFERED VIA CATECS. | | |
| | | | 001 12231 | 0630PM-0900PM T | ECCR 1B08 | 15 |
| | | | 002 12232 | 0400PM-0515PM MW | ECCR 133 | 20 |
| | | | | | EG ARIAS | |
| | | | 003 12233 | 1230PM-0145PM TR | HUMN 150 | 34 |
| | | | 004 12234 | 0930AM-1045AM TR | ECCR 139 | 30 |
| | | | 005 23446 | 1100AM-1215PM TR | | 20 |
| | | | 800 | 0100PM-0150PM MWF | ECST 1B21 | 10 |
| | | | 810 | 0500PM-0615PM TR | ECST 1B21 | 10 |
| | 0 | LAB | L811 | 0200PM-0400PM W | ER JESSUP | 10 |
| CSCI 6800 | 1-6 | MASTER OF ENGR PROJECT | | PREREQ: 21 COMPLETED HOURS TOWARDS M.E. DEGREE. | | |
| | | | 800 | TBA | | 15 |
| CSCI 7000 | 3 | TPC-INFORMATION SOCIETY | 002 12476 | 0400PM-0515PM MW | ECCR 133 | 20 |
| | | | | | G FISCHER | |
| | | | | | EG ARIAS | |
| | 3 | CURRENT TPCS IN COMP SCI | 003 23216 | 1100AM-1215PM TR | | 20 |
| | | | 004 23217 | 0200PM-0315PM TR | JO BENNETT | 20 |
| | | | 005 23218 | 1100AM-1150AM MWF | JO BENNETT | 20 |

II. Parallel Processing

| | | | | | | |
|-----------|---|---------------------|-----------|--------------------|----------|---|
| CSCI 5551 | 3 | PARALLEL PROCESSING | | SAME AS ECEN 5553. | | |
| | | | 001 12285 | 0400PM-0515PM MW | ECCR 108 | 8 |

III. Artificial Intelligence

| | | | | | | |
|-----------|---|--------------------------|-----------|---|-------------|----|
| CSCI 3202 | 3 | INTRO ARTIFICIAL INTELL | | PREREQS CSCI 3155 AND 3104. | | |
| | | | 001 12198 | 0100PM-0150PM MWF | ECCR 151 | 48 |
| CSCI 6402 | 3 | METHODS IN COGNITIVE SCI | | PREREQS GRAD STANDING, OR ONE COURSE AT THE 3000-LEVEL OR HIGHER IN COMPUTER SCIENCE, LINGUISTICS, PHILOSOPHY OR PSYCHOLOGY. NO BACKGROUND IN COMPUTER SCIENCE WILL BE PRESUMED. SAME AS LING 6200, PSYC 6200, PHIL 6310. | | |
| | | | 001 12337 | 0500PM-0615PM TR | M EISENBERG | 15 |
| | | | 002 23445 | 1230PM-0145PM TR | | 25 |
| CSCI 6622 | 3 | ADV CONNECTION MODELING | | PREREQ CSCI 5622. | | |
| | | | 001 12339 | 0900AM-0950AM MWF | CHEM 146 | 10 |
| | | | 800 | 0100PM-0250PM T | D CACCAMISE | 15 |
| CSCI 7422 | 2 | COG SCI RSRCH PRAC 2 | | PREREQ GRAD STANDING. SAME AS LING 7762, PSYC 7762, EDUC 6505 & PHIL 7310. MAY BE OFFERED VIA CATECS. | | |
| CSCI 7762 | 1 | RDNGS IN COGNITIVE SCI | | PREREQ GRAD STANDING. SAME AS LING 7762, PSYC 7762, EDUC 6505 & PHIL 7310. MAY BE OFFERED VIA CATECS. | | |
| | | | 001 12483 | 0200PM-0315PM T | ECCR 108 | 15 |

IV. Operating Systems and Hardware

| | | | | | | |
|-----------|---|------------------------|------------|--|-----------|-----|
| CSCI 3753 | 4 | OPERATING SYSTEMS | | PREREQS CSCI 3308, AND ECEN 2830 OR ECEN 2120. SIMILAR TO CSCI 3263. | | |
| | | | 010 | 1100AM-1215PM TR | ECCR 1B40 | 128 |
| | 0 | RECITATION | R011 12210 | 0100PM-0150PM W | STAD 112 | 25 |
| | | | R012 12211 | 1200PM-1250PM W | ECCR 110 | 25 |
| | | | R013 12212 | 0300PM-0350PM W | ECCR 116 | 26 |
| | | | R014 12213 | 0400PM-0450PM W | ECCR 155 | 26 |
| | | | R015 12214 | 1000AM-1050AM W | MUEN E432 | 26 |
| CSCI 4113 | 3 | UNIX SYS ADMIN WRKSHOP | | PREREQS CSCI 2270, DATA STRUCTURES OR INSTRUCTOR CONSENT. | | |
| | | | 001 12221 | 0700PM-0930PM W | ECCR 150 | 55 |

Core Course Department Course Number Credits Course Title Sec. Number Call Number Time/Days Bldg/Room Instructor Max. Enrollment

| | | | | | | |
|-----------|---|--------------------------|-----------|--|-----------|----|
| CSCI 5828 | 3 | FOUNDATIONS/SFTWARE ENGR | | RESTRICTED TO CSCI GRAD STUDENTS. MAY BE OFFERED VIA CATECS. | | |
| | | | 001 12290 | 1030AM-1145AM MWF | A L WOLF | 48 |
| CSCI 6448 | 3 | OO ANALYSIS & DESIGN | | MAY BE OFFERED VIA CATECS. | | |
| | | | 001 23424 | 0930AM-1045AM TR | SEE DEPT | 40 |
| CSCI 6838 | 3 | USER INTERFACE DESIGN | | MAY BE OFFERED VIA CATECS. | | |
| | | | 001 12387 | 0630PM-0900PM T | ECCR 1B08 | 15 |

X. Graphics

| | | | | | | |
|-----------|---|-------------------|-----------|---|-----------|----|
| CSCI 4229 | 3 | COMPUTER GRAPHICS | | PREREQ 1 SEMESTER CALCULUS AND CSCI 2250 OR 2270. | | |
| | | | 001 23214 | 0530PM-0800PM M | ECCR 1B51 | 24 |
| CSCI 5229 | 3 | COMPUTER GRAPHICS | | PREREQ 1 SEMESTER CALCULUS AND CSCI 2250 OR 2270. | | |
| | | | 001 12283 | 0530PM-0800PM M | ECCR 1B51 | 24 |

**Electrical and Computer Engineering
EC EE 1B51 (303-492-7671)**

MOST ELECTRICAL AND COMPUTER ENGINEERING UNDERGRADUATE COURSES ARE CLOSED TO NON-ENGINEERING MAJORS. CONSULT THE DEPARTMENT OFFICE IF YOU HAVE QUESTIONS. INDEPENDENT STUDY COURSE WORK IS AVAILABLE. PLEASE CONSULT THE DEPARTMENT OFFICE FOR FURTHER INFORMATION. GRADUATE STUDENTS NEEDING TO REGISTER FOR MASTER'S THESIS, MASTER'S DEGREE CANDIDATE, OR DOCTORAL THESIS, PLEASE CONSULT THE DEPARTMENT GRADUATE OFFICE FOR FURTHER INFORMATION. UNDERGRADUATES MUST HAVE A GPA OF 2.85 OR BETTER TO ENROLL IN GRADUATE LEVEL COURSES. EACH COURSE IN THIS DEPARTMENT HAS A COURSE FEE OF \$18 (SUBJECT TO CHANGE). REFER TO THE TUITION AND FEES SECTION OF THIS HANDBOOK.

I. General

| | | | | | | |
|-----------|---|-------------------------|------------|------------------------------------|------------|-----|
| ECEN 1400 | 3 | METHOD & PROB IN ECE | | PREREQ APPM 1350 AND CSCI 1300. | | |
| | | | 010 | 0300PM-0350PM MW | ECCR 151 | 48 |
| | 0 | LABORATORY 1 | L011 13242 | 0800AM-0950AM F | | 12 |
| | | | L012 13243 | 1000AM-1150AM F | | 12 |
| | | | L013 13244 | 1200PM-0150PM F | | 12 |
| | | | L014 13245 | 0200PM-0350PM F | | 12 |
| ECEN 2120 | 5 | COMPUTERS AS COMPONENTS | | PREREQ CSCI 1300 OR EQUIV. | | |
| | | | 010 | 0300PM-0350PM MWF | MCDB A2B70 | 240 |
| | 0 | LAB | L011 13257 | 0800AM-0950AM TR | EC EE 1B32 | 24 |
| | | | L012 13258 | 1000AM-1150AM TR | EC EE 1B32 | 24 |
| | | | L013 13259 | 1200PM-0150PM TR | EC EE 1B32 | 24 |
| | | | L014 13260 | 0200PM-0350PM TR | EC EE 1B32 | 24 |
| | | | L015 13261 | 0400PM-0550PM TR | EC EE 1B32 | 24 |
| | | | L016 13262 | 0700PM-0850PM TR | EC EE 1B32 | 24 |
| | | | L021 22604 | 0800AM-0950AM MW | EC EE 1B32 | 24 |
| | | | L022 22605 | 1000AM-1150AM MW | EC EE 1B32 | 24 |
| | | | L023 22607 | 1200PM-0150PM MW | EC EE 1B32 | 24 |
| | | | L024 22608 | 0400PM-0550PM MW | EC EE 1B32 | 24 |
| ECEN 2250 | 5 | CIRCUITS/ELECTRONICS 1 | | PREREQ APPM 1360; COREQ APPM 2360. | | |
| | | | 010 | 0900AM-0950AM MWF | DUAN G131 | 48 |
| ECEN 2250 | 0 | LAB | L011 13267 | 0800AM-0950AM TR | EC EE 275 | 16 |
| | | | L012 13268 | 1000AM-1150AM TR | EC EE 275 | 16 |
| | | | L013 13269 | 1200PM-0150PM TR | EC EE 275 | 16 |
| ECEN 2260 | 5 | CIRCUITS/ELECTRONICS 2 | | PREREQ ECEN 2250. | | |
| | | | 010 | 0200PM-0250PM MWF | ECCR 1B40 | 96 |
| | 0 | LAB | L011 13271 | 0800AM-0950AM TR | EC EE 281 | 16 |
| | | | L012 13272 | 1000AM-1150AM TR | EC EE 281 | 16 |
| | | | L013 13273 | 1200PM-0150PM TR | EC EE 281 | 16 |
| | | | L014 13274 | 0200PM-0350PM TR | EC EE 281 | 16 |
| | | | L015 13275 | 0400PM-0550PM TR | EC EE 281 | 16 |
| | | | L016 13276 | 0700PM-0850PM TR | EC EE 281 | 16 |
| ECEN 3100 | 5 | DIGITAL LOGIC | | PREREQ ECEN 2120. | | |
| | | | 010 | 1200PM-1250PM MWF | DUAN G1B20 | 156 |
| | 0 | LAB | L011 13281 | 0800AM-0950AM TR | EC EE 1B24 | 26 |
| | | | L012 13282 | 1000AM-1150AM TR | EC EE 1B24 | 26 |

| | | | | | | | | | |
|-----------|---|--------------------------|-------|---|-------------------|----------|-----------------------|-----|--|
| CSCI 4273 | 3 | NETWORK SYSTEMS | | PREREQS CSCI 3753 OR EQUIV AND FAMILIARITY WITH C AND UNIX. SAME AS CSCI 5273. | | | | | |
| | | | 001 | 12222 | 0200PM-0250PM MWF | ECCR 131 | D GRUNWALD | 28 | |
| CSCI 4593 | 3 | COMPUTER ORGANIZATION | | SAME AS ECEN 4593. | | | | | |
| | | | 001 | 12230 | 1000AM-1050AM MWF | ECCR 265 | | 142 | |
| CSCI 7123 | 3 | TOPICS IN OPERATING SYST | | | | | DUAN G1B25 SHI MISHRA | 25 | |
| | | | 001 | 23219 | 0300PM-0350PM MWF | | | | |

V. Theory of Computation

| | | | | | | | | | |
|-----------|---|-------------------------|-------|---|-------------------|-----------|--------------|-----|--|
| CSCI 3104 | 4 | ALGORITHMS | | PREREQS CSCI 2270, CALCULUS 2. | | | | | |
| | | | 010 | 0200PM-0250PM MWF | ECCR 265 | HN GABOW | | 125 | |
| 0 | | RECITATION | | | | | | | |
| | | | R011 | 12188 | 0300PM-0350PM M | ECCR 131 | | 25 | |
| | | | R012 | 12189 | 0800AM-0850AM T | ECCR 133 | | 25 | |
| | | | R013 | 12190 | 0330PM-0420PM T | STAD 140 | | 25 | |
| | | | R014 | 12191 | 0500PM-0550PM T | ECCR 133 | | 25 | |
| | | | R015 | 12192 | 0400PM-0450PM M | ECCR 131 | | 25 | |
| CSCI 3434 | 3 | COMPUTER SCIENCE THRY 1 | | PREREQ CSCI 3155. | | | | | |
| | | | 001 | 12207 | 0300PM-0350PM MWF | ECCR 200 | KA WINKLMANN | 90 | |
| CSCI 5454 | 3 | DESIGN ANLYS OF ALGOS | | PREREQS CSCI 2224, 2270, AND GRAD STANDING. MAY BE OFFERED VIA CATECS. | | | | | |
| | | | 001 | 12284 | 0400PM-0515PM MW | DUAN G131 | HN GABOW | 44 | |
| CSCI 7154 | 3 | TPCS IN THEORY OF COMP | | | | | | | |
| | | | 001 | 23248 | 0100PM-0150PM MWF | ECST 1B21 | | 10 | |

VI. Programming Languages

| | | | | | | | | | |
|-----------|---|-----------------------|-------|---|-----------------|------------|--|-----|--|
| CSCI 3155 | 4 | PROG LANGS FOR MAJORS | | PREREQS CSCI 2270 AND ECEN 2220, OR ECEN 2830, OR ECEN 2120. SIMILAR TO CSCI 3245. | | | | | |
| | | | 010 | 0930AM-1045AM TR | ECCR 1B40 | AD DIWAN | | 128 | |
| | | | 010 | 0930AM-1045AM TR | ECCR 1B40 | AD DIWAN | | 128 | |
| CSCI 3155 | 0 | RECITATION | | | | | | | |
| | | | R011 | 12194 | 1230PM-0145PM R | ECCR 155 | | 41 | |
| | | | R012 | 12195 | 1100AM-1150AM R | ECCR 1B55 | | 37 | |
| | | | R013 | 12196 | 0800AM-0850AM R | ECCR 133 | | 27 | |
| | | | R014 | 12197 | 0200PM-0250PM R | DUAN G2B60 | | 34 | |

VII. Numerical Computation

| | | | | | | | | | |
|-----------|---|-------------------------|-------|--|------------------|-----------|-----------|----|--|
| CSCI 3656 | 3 | NUMERICAL COMP 1 | | PREREQS CSCI 1200 OR 1300, CALCULUS 2, AND LINEAR ALGEBRA. | | | | | |
| | | | 001 | 12208 | 1100AM-1215PM TR | HUMN 1B80 | XC CAI | 65 | |
| CSCI 4446 | 3 | CHAOTIC DYNAMICS | | PREREQS 2 SEMESTERS CALCULUS, CSCI 1200 OR EQUIV, AND PHYS 1110. RECOMMENDED PREREQS PHYS 1120, CSCI 3656 AND MATH 3130. SAME AS CSCI 6446. | | | | | |
| | | | 001 | 12226 | 0200PM-0315PM TR | ECCR 151 | E BRADLEY | 16 | |
| CSCI 6446 | 3 | CHAOTIC DYNAMICS | | SAME AS CSCI 4446. | | | | | |
| | | | 001 | 12338 | 0200PM-0315PM TR | ECCR 151 | E BRADLEY | 9 | |
| CSCI 6676 | 3 | NUM METHS UNCONSTD,OPTM | | | | | | | |
| | | | 001 | 23215 | 1230PM-0145PM TR | ECCR 133 | R BYRD | 23 | |

VIII. Database Systems

| | | | | | | | | | |
|-----------|---|------------------|-------|--|------------------|-----------|---------|----|--|
| CSCI 5817 | 3 | DATABASE SYSTEMS | | PREREQ CSCI 2250 OR 2270. MAY BE OFFERED VIA CATECS. | | | | | |
| | | | 001 | 12289 | 0500PM-0615PM MW | DUAN G125 | RA KING | 68 | |

IX. Software Engineering

| | | | | | | | | | |
|-----------|---|------------------------|-------|--|------------------|-----------|---|----|--|
| CSCI 3308 | 3 | SOFTWARE ENG METHODS | | | | | | | |
| | | | 020 | 0900AM-0950AM MF | ECCR 1B40 | R STEINKE | | 45 | |
| 0 | | LAB | | | | | | | |
| | | | L021 | 12204 | 0800AM-0950AM R | ECCR 1B54 | | 15 | |
| | | | L022 | 12205 | 1000AM-1150AM R | ECCR 1B54 | | 15 | |
| | | | L023 | 12206 | 0300PM-0450PM W | ECCR 1B54 | | 15 | |
| CSCI 4318 | 4 | SOFTWARE ENG PROJECT 2 | | 010 TBA B SANDERS 90 | | | | | |
| | | | R011 | 12224 | TBA | | | 45 | |
| | | | R012 | 12225 | TBA | | | 45 | |
| CSCI 4448 | 3 | OO ANALYSIS & DESIGN | | PREREQ EXPERTISE IN ONE OR MORE OBJECT-ORIENTED PROGRAMMING LANGUAGES, SUCH AS C++ OR JAVA. | | | | | |
| | | | 001 | 12227 | 0800AM-0915AM TR | ECCR 105 | RL LEMASTER D LEBERKNIGHT D LEBERKNIGHT | 42 | |

◆ Indicates an arts and sciences core course.

| | | | | | | | | | |
|-----------|---|--------------------------|-------|--|-------------------|-----------|-----------|----|--|
| | | | L013 | 13283 | 1200PM-0150PM TR | ECEE 1B24 | | 26 | |
| | | | L014 | 13284 | 0200PM-0350PM TR | ECEE 1B24 | | 26 | |
| | | | L015 | 13285 | 0400PM-0550PM TR | ECEE 1B24 | | 26 | |
| | | | L016 | 13286 | 0700PM-0850PM TR | ECEE 1B24 | | 26 | |
| ECEN 3250 | 5 | CIRCUITS/ELECTRONICS 3 | | PREREQS ECEN 2260 AND 3100. | | | | | |
| | | | 010 | 0100PM-0150PM MWF | ECCR 150 | | | 54 | |
| 0 | | LAB | | | | | | | |
| | | | L011 | 13288 | 0200PM-0350PM TR | ECEE 275 | | 18 | |
| | | | L012 | 13289 | 0400PM-0550PM TR | ECEE 275 | | 18 | |
| | | | L013 | 13290 | 0700PM-0850PM TR | ECEE 275 | | 18 | |
| ECEN 3300 | 5 | LINEAR SYSTEMS | | PREREQS ECEN 2260 AND APPM 2360. | | | | | |
| | | | 010 | 0300PM-0350PM MWF | ECCR 105 | | | 60 | |
| 0 | | LAB | | | | | | | |
| | | | L011 | 13292 | 0800AM-0950AM MW | | | 20 | |
| | | | L012 | 13293 | 1000AM-1150AM MW | | | 20 | |
| | | | L013 | 13294 | 1200PM-0150PM MW | | | 20 | |
| | | | L014 | 13295 | 0400PM-0550PM MW | | | 20 | |
| ECEN 3400 | 5 | ELECTROMAG FLDS/WAVES | | PREREQS ECEN 2250, APPM 2350, PHYS 1110. | | | | | |
| | | | 010 | 1100AM-1150AM MWF | ECCR 200 | | | 75 | |
| 0 | | LAB | | | | | | | |
| | | | L011 | 13297 | 0800AM-0950AM TR | ECEE 254 | | 15 | |
| | | | L012 | 13298 | 1000AM-1150AM TR | ECEE 254 | | 15 | |
| | | | L013 | 13299 | 1200PM-0150PM TR | ECEE 254 | | 15 | |
| | | | L014 | 13300 | 0200PM-0350PM TR | ECEE 254 | | 15 | |
| | | | L015 | 13301 | 0300PM-0450PM MW | ECEE 254 | | 15 | |
| ECEN 3410 | 3 | ELECTROMAG WAVES | | PREREQ ECEN 3400. | | | | | |
| | | | 001 | 13302 | 0200PM-0250PM MWF | MUEN D144 | | 32 | |
| ECEN 4410 | 2 | CAREERS ELECT & COMP ENG | | | | | | | |
| | | | 001 | 13322 | 1000AM-1050AM TR | ECEE 1B73 | WC MILLER | 22 | |
| ECEN 4610 | 3 | EE CAPSTONE LAB | | PREREQS ECEN 2120, 3100, 3250, 3300, 3400, 3810. | | | | | |
| | | | 001 | 23717 | 0900AM-1150AM T | ECEE 1B10 | | 20 | |

II. Bioengineering

| | | | | | | | | | |
|-----------|---|-------------------------|-------|--------------------|------------------|----------|-----------|----|--|
| ECEN 4011 | 3 | TPC-BIOL ENGR CNTRL SYS | | SAME AS ECEN 5011. | | | | | |
| | | | 001 | 13315 | 1230PM-0145PM TR | ECCR 131 | H WACHTEL | 3 | |
| ECEN 4021 | 3 | SP TPCS-BIOELECTRO MAG | | | | | | | |
| | | | 001 | 13317 | 0930AM-1045AM TR | ECCR 137 | | 20 | |
| ECEN 5011 | 3 | TPC-BIOL ENGR CNTRL SYS | | SAME AS ECEN 4011. | | | | | |
| | | | 001 | 13367 | 1230PM-0145PM TR | ECCR 131 | H WACHTEL | 15 | |
| ECEN 5021 | 3 | SP TPCS-BIOELECTRO MAG | | | | | | | |
| | | | 001 | 13370 | 0930AM-1045AM TR | ECCR 137 | | 20 | |

III. Communications

| | | | | | | | | | |
|-----------|---|--------------------------|-------|--------------------------------------|-------------------|-----------|----------|----|--|
| ECEN 4002 | 3 | SP TPC-DIG SIG PROC LAB | | PREREQ ECEN 4632. | | | | | |
| | | | 010 | 0300PM-0440PM T | | | | 24 | |
| 0 | | LAB | | | | | | | |
| | | | L011 | 13308 | 0700PM-0850PM W | | | 24 | |
| ECEN 4632 | 3 | INTRO TO DIGITAL FILTER | | | | | | | |
| | | | 001 | 13337 | 0900AM-0950AM MWF | ECCR 150 | FG MEYER | 48 | |
| ECEN 5002 | 3 | SP TPC-DIG SIG PROC LAB | | PREREQ ECEN 4632. | | | | | |
| | | | 010 | | | | | 24 | |
| 0 | | LAB | | | | | | | |
| | | | L011 | 13360 | | | | 24 | |
| ECEN 5022 | 3 | SPECIAL TOPICS | | | | | | | |
| | | | 001 | 23455 | 0100PM-0150PM MWF | | | 25 | |
| ECEN 5032 | 3 | SPECIAL TOPICS | | | | | | | |
| | | | 001 | 13373 | 1000AM-1050AM MWF | MUEN E118 | | 24 | |
| ECEN 5662 | 3 | OPTML SIG PROC STOCH SYS | | | | | | | |
| | | | 001 | 23454 | 1100AM-1150AM MWF | ECEE 1B73 | | 24 | |
| ECEN 5672 | 3 | DIGITAL IMAGE PROC | | | | | | | |
| | | | 001 | 23456 | 0200PM-0250PM MWF | | | | |
| ECEN 5692 | 3 | PRIN OF DIGITAL COMM | | PREREQS ECEN 3300 AND 5612 OR EQUIV. | | | | | |
| | | | 001 | 13386 | 1100AM-1215PM TR | ECCR 131 | | 28 | |
| ECEN 7632 | 3 | ADV DIGIT SIG PRO | | PREREQ ECEN 5632. | | | | | |
| | | | 001 | 13512 | 1000AM-1050AM MWF | ECCR 1B08 | | 18 | |

IV. Computer Systems and Digital

| | | | | | | | | | |
|-----------|---|------------------------|-------|---|------------------|-----------|--|----|--|
| ECEN 4003 | 3 | SPECIAL TOPICS | | | | | | | |
| | | | 001 | 23176 | 0630PM-0900PM W | | | 25 | |
| ECEN 4573 | 3 | MICROPROCESSOR SYSTEMS | | PREREQ ECEN 3100. SIMILAR TO ECEN 4603. ADDL HOURS REQUIRED OUTSIDE CLASS. | | | | | |
| | | | 001 | 13325 | 0800AM-1150AM R | ECEE 2B37 | | 24 | |
| | | | 002 | 13326 | 0100PM-0450PM R | ECEE 2B37 | | 24 | |
| ECEN 4573 | 3 | MICROPROCESSOR SYSTEMS | | | | | | | |
| | | | 002 | 13326 | 0100PM-0450PM R | ECEE 2B37 | | 24 | |
| ECEN 4583 | 3 | SOFTWARE SYSTEM DEV | | PREREQS ECEN 3100 AND CSCI 2270. | | | | | |
| | | | 001 | 13327 | 0330PM-0445PM TR | ECCR 150 | | 56 | |

Sections 700-899 are controlled enrollment - see department for eligibility

Core Course Department Course Number Credits Course Title
 Sec. Number Call Number Time/Days Bldg/Room Instructor Max. Enrollment

| | | | | | | | | | |
|--|---|-----------------------|-----|-------|-------------------|----------|--|--|-----|
| ECEN 4593 | 3 | COMPUTER ORGANIZATION | 001 | 13328 | 1000AM-1050AM MWF | ECCR 265 | | | 142 |
| PREREQS ECEN 2120 AND 3100. SAME AS CSCI 4593. | | | | | | | | | |
| ECEN 4703 | 3 | SWITCH/FIN AUTOMATA | 001 | 13338 | 0400PM-0515PM MW | ECCR 245 | | | 96 |
| PREREQS ECEN 3100 AND 3810. | | | | | | | | | |
| ECEN 5003 | 3 | SPECIAL TOPICS | 001 | 23175 | 0630PM-0900PM W | | | | 25 |
| ECEN 5503 | 3 | COMP SYS DES & ARCH | 001 | 13381 | 0930AM-1045AM TR | | | | 23 |
| PREREQS HIGHER LEVEL LANGUAGE PROGRAMMING: PASCAL, OR FORTRAN. LIMITED TO GRADUATE STUDENTS. | | | | | | | | | |
| ECEN 5553 | 3 | PARALLEL PROCESSING | 001 | 13382 | 0400PM-0515PM MW | ECCR 108 | | | 20 |

V. Electromagnetics

| | | | | | | | | | |
|-------------------|---|--------------------------|-----|-------|-------------------|----------|--|--|----|
| ECEN 5114 | 3 | WAVEGUIDES/TRANS LINES | 001 | 13375 | 0300PM-0350PM MWF | ECCR 110 | | | 25 |
| PREREQ ECEN 3410. | | | | | | | | | |
| ECEN 5154 | 3 | COMPUTATIONAL ELECTROMAG | 001 | 13376 | 0200PM-0315PM TR | ECCR 118 | | | 15 |

VI. Materials

| | | | | | | | | | |
|-----------|-----|--------------------------|-------|-----------------|-------------------|----------|--|--|----|
| ECEN 4375 | 3 | MICROSTRUCTURES LAB | 010 | | 0900AM-0950AM MW | | | | 12 |
| 0 | LAB | L011 | 23497 | 0900AM-1150AM T | ECEE 214 | | | | 6 |
| | | L012 | 23498 | 0100PM-0350PM T | ECEE 214 | | | | 6 |
| | | L013 | 23499 | 0100PM-0350PM R | ECEE 214 | | | | 6 |
| ECEN 5375 | 3 | MICROSTRUCTURES LAB | 010 | | 0900AM-0950AM MW | | | | 6 |
| 0 | LAB | L011 | 23501 | 0900AM-1150AM R | ECEE 214 | | | | 6 |
| ECEN 5385 | 3 | OPTICAL PROP OF MATERIAL | 001 | 23200 | 0400PM-0515PM TR | ECCR 110 | | | 25 |
| ECEN 5645 | 3 | INTRO TO OPTICAL ELEC | 001 | 23471 | 1100AM-1150AM MWF | ECCR 137 | | | 20 |

VII. Optics

| | | | | | | | | | |
|---|---|--------------------------|-----|-------|-------------------|------------|--|--|----|
| ECEN 5156 | 3 | PHYSICAL OPTICS | 001 | 13377 | 1100AM-1215PM TR | ECCR 139 | | | 20 |
| ECEN 5166 | 3 | GUIDED WAVE OPTICS | 001 | 23485 | 1000AM-1050AM MWF | ECCR 131 | | | 20 |
| ECEN 5616 | 3 | OPTOELEC SYS DESIGN | 001 | 13383 | 0500PM-0615PM TR | ECCR 118 | | | 23 |
| PREREQS ECEN 3410 AND 4242. | | | | | | | | | |
| ECEN 5686 | 3 | OPTICAL COMM | 001 | 13385 | 1000AM-1050AM MWF | DUAN G1B27 | | | 23 |
| PREREQS ECEN 3300 AND 4242, OR INSTRUCTOR CONSENT. | | | | | | | | | |
| ECEN 5696 | 3 | FOURIER OPT & HOLOGRAPHY | 001 | 13387 | | | | | 25 |
| PREREQS ECEN 3300, 3410, 4106, OR INSTRUCTOR CONSENT. | | | | | | | | | |
| ECEN 6006 | 3 | SP TPS-QUANTUM ELECT | 001 | 13447 | 1100AM-1215PM TR | | | | 25 |
| ECEN 6016 | 3 | SP TPC-OPTICAL COMPUTING | 001 | 23484 | 1230PM-0145PM TR | | | | 20 |

VIII. Power

| | | | | | | | | | |
|------------------------------------|---|-----------------------|-----|-------|-------------------|-----------|--|--|----|
| ECEN 4017 | 3 | SP TPS-PWR ELECTR 2 | 001 | 23714 | 0100PM-0150PM MWF | SEE DEPT | | | 12 |
| MEETS WITH ECEN 5807-001. | | | | | | | | | |
| ECEN 4167 | 3 | ENERGY CONVERSION 2 | 001 | 13319 | 0300PM-0350PM MWF | ECCR 108 | | | 28 |
| PREREQ ECEN 3170. | | | | | | | | | |
| ECEN 4517 | 2 | POWER LAB 1 | 001 | 13323 | 0100PM-0450PM T | ECEE 1B65 | | | 8 |
| | | | 002 | 13324 | 0100PM-0450PM R | ECEE 1B65 | | | 8 |
| ECEN 5017 | 3 | SP TPC-GRAD POWER LAB | 001 | 13368 | 0100PM-0450PM R | ECEE 1B65 | | | 8 |
| ADDL HOURS REQUIRED OUTSIDE CLASS. | | | | | | | | | |
| ECEN 5807 | 3 | POWER ELECTRONICS 2 | 001 | 23461 | 0100PM-0150PM MWF | SEE DEPT | | | 12 |
| MEETS WITH ECEN 4017-001. | | | | | | | | | |

IX. Systems and Electronics

| | | | | | | | | | |
|---|---|--------------------------|-----|-------|-------------------|----------|--|--|----|
| ECEN 4018 | 3 | SP TPS-DATA STORAGE TECH | 001 | 13316 | 0400PM-0515PM MW | ECCR 116 | | | 27 |
| MEETS WITH ECEN XXXX-XXX, MCEN XXXX/XXXX-XXX. | | | | | | | | | |
| ECEN 4138 | 3 | CONTROL SYSTEMS ANALYS | 001 | 13318 | 0200PM-0250PM MWF | ECCR 116 | | | 27 |
| PREREQ ECEN 3300. | | | | | | | | | |
| ECEN 4228 | 3 | ELECTRONICS 4 | 001 | 13320 | 0200PM-0250PM MWF | ECCR 245 | | | 76 |
| PREREQS ECEN 3250 AND 3300. | | | | | | | | | |
| ECEN 5008 | 3 | SPECIAL TOPICS | 001 | 13365 | 0200PM-0250PM MWF | ECCR 108 | | | 20 |
| ECEN 5018 | 3 | SP TPC-DATA STORAGE TECH | 001 | 13369 | 0400PM-0515PM MW | ECCR 110 | | | 27 |
| MEETS WITH MCEN 5248-002 AND ECEN 5018-001. | | | | | | | | | |

Humanities for Engineers

Lesser House, 2501 Colorado Avenue (303-492-2444)

| | | | | | | | | | |
|-----------|---|-----------------------|-----|--|------------------|-----------|--|--|----|
| HUEN 3200 | 3 | HUMANITIES FOR ENGR 2 | 801 | | 1100AM-1215PM MW | LESS 1B01 | | | 12 |
| | | | 802 | | 0930AM-1045AM TR | LESS 1B01 | | | 12 |
| | | | 803 | | 0100PM-0215PM MW | LESS 1B01 | | | 12 |
| | | | 804 | | 0300PM-0415PM MW | LESS 1B01 | | | 12 |
| | | | 805 | | 1230PM-0145PM TR | LESS 1B01 | | | 12 |
| | | | 806 | | 0200PM-0315PM TR | LESS 1B01 | | | 12 |

Mechanical Engineering

Undergraduate - EC ME 128 (303-492-8483)
Graduate - EC ME 132 (303-492-7444)

INDEPENDENT STUDY COURSE WORK IS AVAILABLE. PLEASE CONSULT THE DEPARTMENT OFFICE FOR FURTHER INFORMATION. GRADUATE STUDENTS NEEDING TO REGISTER FOR MASTER'S THESIS, MASTER'S DEGREE CANDIDATE, OR DOCTORAL THESIS, PLEASE CONSULT THE DEPARTMENT OFFICE FOR FURTHER INFORMATION. EACH COURSE IN THIS DEPARTMENT HAS A COURSE FEE OF \$18 (SUBJECT TO CHANGE) FOR SPECIALIZED SUPPLIES AND EQUIPMENT. REFER TO THE TUITION AND FEES SECTION OF THIS HANDBOOK.

I. Math

| | | | | | | | | | |
|-----------|-----|-----------------------|-------|-------|------------------|----------|-----------|--|----|
| MCEN 4030 | 3 | COMPUTATIONAL METHODS | 001 | 18618 | 1230PM-0145PM TR | ECCR 245 | JA NORRIS | | 96 |
| MCEN 5040 | 3 | METH OF ENGR ANALY 2 | 001 | 18659 | 0500PM-0615PM TR | ECCR 116 | S DATTA | | 27 |
| GEEN 1400 | 3 | ENGINEERING PROJECTS | 040 | | 1100AM-1150AM M | ITLL 160 | B LOUIE | | 30 |
| 0 | LAB | L041 | 16279 | | 1000AM-1150AM TR | ITLL 160 | B LOUIE | | 30 |

II. Fluids

| | | | | | | | | | |
|---|---|------------------------|-----|-------|-------------------|----------|-------------|--|----|
| MCEN 4131 | 3 | AIR POLLUTION CONTROL | 001 | 18622 | 0100PM-0150PM MWF | ECME 215 | JB MILFORD | | 20 |
| PREREQ MCEN 3021 OR EQUIV. SAME AS MCEN 5131. | | | | | | | | | |
| MCEN 5131 | 3 | AIR POLLUTION CONTROL | 001 | 23164 | 0100PM-0150PM MWF | ECME 215 | JB MILFORD | | 7 |
| PREREQ MCEN 3021 OR EQUIV. SAME AS MCEN 4131. | | | | | | | | | |
| MCEN 3022 | 3 | HEAT TRANSFER | 001 | 18605 | 0930AM-1045AM TR | ECCR 245 | DR KASSOY | | 96 |
| PREREQ MCEN 3021. | | | | | | | | | |
| MCEN 3042 | 3 | THERMAL SYSTEMS DESIGN | 001 | 23168 | 0200PM-0250PM MWF | ECCR 150 | JW DAILY | | 56 |
| PREREQS MCEN 3012, 3021. COREQ MCEN 3022. | | | | | | | | | |
| MCEN 4122 | 3 | APPLIED THERMODYNAMICS | 001 | 23158 | 1100AM-1215PM TR | ECCR 150 | | | 48 |
| SAME AS MCEN 5122. | | | | | | | | | |
| MCEN 5042 | 3 | HEAT TRANSFER | 001 | 23154 | 0330PM-0445PM TR | ECCR 118 | R.L MAHAJAN | | 27 |
| MCEN 5122 | 3 | APPLIED THERMODYNAMICS | 001 | 23284 | 1100AM-1215PM TR | ECCR 150 | | | 15 |
| SAME AS MCEN 4122. | | | | | | | | | |

III. Solids

| | | | | | | | | | |
|--------------------|-----|-------------------------|-------|-------|-------------------|-----------|--|--|-----|
| MCEN 2063 | 3 | MECHANICS OF SOLIDS | 001 | 18603 | 1200PM-1250PM MWF | ECCR 1B40 | | | 120 |
| PREREQ MCEN 2023. | | | | | | | | | |
| MCEN 5173 | 3 | FINITE ELEMENT ANALYSIS | 010 | | 0800AM-0850AM MW | ECCR 1B08 | | | 20 |
| SAME AS MCEN 4173. | | | | | | | | | |
| 0 | LAB | L011 | 18669 | | 0800AM-0950AM F | ECME 269 | | | 15 |
| | | L012 | 18670 | | 0200PM-0350PM F | ECME 269 | | | 15 |

IV. Materials

| | | | | | | | | | |
|-------------------|---|-------------------------|-----|-------|-------------------|-----------|--------------|--|----|
| MCEN 2024 | 3 | MATERIALS SCIENCE | 001 | 23283 | 0300PM-0350PM MWF | ECCR 1B51 | AR GREENBERG | | 48 |
| MCEN 4124 | 3 | MECH BEHAV OF MATERIALS | 001 | 18621 | 0200PM-0250PM MWF | ECME 215 | R RAJ | | 49 |
| PREREQ MCEN 3024. | | | | | | | | | |
| MCEN 5044 | 3 | MAT SCIENCE 2-BEHAVIOR | 001 | 18662 | 1100AM-1150AM MWF | ECCR 133 | AR GREENBERG | | 25 |

V. Design

| | | | | | | | | | |
|-----------|-----|-------------------------|-------|--|------------------|-----------|--------|--|-----|
| MCEN 1025 | 3 | COMP AID DRAWNG/FABRCTN | 010 | | 0500PM-0615PM TR | ECCR 1B40 | YC LEE | | 126 |
| 0 | LAB | L011 | 18596 | | 0300PM-0450PM W | ECME 269 | | | 18 |
| | | L012 | 18597 | | 1000AM-1150AM M | ECME 269 | | | 18 |

| | | | | | | | |
|-----------|---|--------------------------|-----|-------|------------------|-----------|----|
| ECEN 5028 | 3 | SP TPCS-AUTO ELECTR MEAS | 001 | 13372 | 0800AM-0915AM TR | ECCR 118 | 23 |
| ECEN 5418 | 3 | AUTOMATIC CONT SYS 1 | 001 | 13380 | 1230PM-0145PM TR | ECCR 118 | 25 |
| | | | | | | | 20 |
| ECEN 7438 | 3 | THRY OF NONLINEAR SYST | 001 | 13511 | 0930AM-1045AM TR | ECCR 1B08 | |

X. VLSI CAD Methods

| | | | | | | | |
|-----------|---|---------------------|-----|-------|------------------|----------|----|
| ECEN 4109 | 3 | VLSI SYSTEMS DESIGN | 001 | 23715 | 0930AM-1045AM TR | | 24 |
| | | | | | | | 24 |
| ECEN 5109 | 3 | VLSI SYSTEMS DESIGN | 001 | 23716 | 0930AM-1045AM TR | | 20 |
| ECEN 6139 | 3 | SYN VLSI SYS II | 001 | 13448 | 0200PM-0315PM TR | ECCR 137 | |

Engineering Management - EC OT 417 (303-492-2570)

| | | | | | | | | |
|-----------|---|--------------------------|-----|-----------------|------------------|-------------|----------|----|
| EMEN 3010 | 3 | BUSINESS FOR ENGINEERS | 001 | 14252 | 0800AM-0915AM TR | ECCR 131 | RK YOUNG | 27 |
| | | | | | | | | 24 |
| EMEN 4030 | 3 | PROJECT MGT SYSTEMS | 001 | 14253 | 1100AM-1215PM TR | ECCR 118 | | |
| EMEN 5010 | 3 | INTRO TO ENGR MGMT | 800 | 0200PM-0430PM M | ECCS 1B14 | WJ DAUGHTON | | 24 |
| EMEN 5040 | 3 | QUAL/STRAT & VAL CREAT | 800 | 0200PM-0430PM W | | D A HENSLER | | 14 |
| EMEN 5400 | 3 | PRODUCT MANAGEMENT | 801 | 0200PM-0430PM F | | | | 24 |
| EMEN 5600 | 3 | SURVEY OF OPERATNS RSRCH | 800 | 0200PM-0430PM T | ECCS 1B28 | M USREY | | 68 |
| | | | | | | | | 3 |
| EMEN 4825 | 3 | BUSINESS PLAN PREP | 001 | 14254 | 0600PM-0850PM W | BUS 224 | F MOYES | 10 |
| EMEN 5825 | 3 | BUSINESS PLAN PREP | 001 | 14260 | | | | 14 |

Environmental Engineering - EC ME 251B (303-492-0253)

| | | | | | | | |
|-----------|---|----------------|------|-----------------|-----------------|----------|----|
| EVEN 4830 | 3 | SPECIAL TOPICS | 010 | 0200PM-0350PM F | CHEM 133 | | 20 |
| | 0 | LAB | L011 | 15708 | 0200PM-0550PM M | CHEM 133 | 20 |

General Engineering - ECAD 100 (303-492-5071)

| | | | | | | | | |
|-----------|---|--------------------------|------|------------------|------------------|------------|-----------|----|
| GEEN 1300 | 3 | INTRO ENGR COMPUTING | 010 | 0200PM-0250PM MF | ECCR 200 | | 96 | |
| | 0 | RECITATION | R011 | 16260 | 0900AM-1050AM T | ECCH 107 | 17 | |
| | | | R012 | 16261 | 1100AM-1250PM T | ECCH 107 | 28 | |
| | | | R013 | 16262 | 0100PM-0250PM T | ECCH 107 | 17 | |
| | | | R014 | 16263 | 0100PM-0250PM W | ECCR 235 | 17 | |
| | | | R015 | 16264 | 0300PM-0450PM M | ECCR 235 | 17 | |
| GEEN 1360 | 1 | CALCULUS 2 WORK GROUP | 001 | 16271 | 0900AM-1050AM R | BRKT LNGE | 30 | |
| GEEN 1400 | 3 | ENGINEERING PROJECTS | 010 | 1200PM-1250PM M | ITLL 150 | AJ BEDARD | 30 | |
| | 0 | LAB | L011 | 16273 | 1200PM-0150PM TR | ITLL 150 | AJ BEDARD | 30 |
| | 3 | ENGINEERING PROJECTS | 020 | 1200PM-1250PM M | ITLL 160 | KA GALL | 30 | |
| | 0 | LAB | L021 | 16275 | 1200PM-0150PM TR | ITLL 160 | KA GALL | 30 |
| | 3 | ENGINEERING PROJECTS | 030 | 1100AM-1150AM M | ITLL 150 | D REAMON | 30 | |
| | 0 | LAB | L031 | 16277 | 1000AM-1150AM TR | ITLL 150 | D REAMON | 30 |
| | 3 | ENGINEERING PROJECTS | 040 | 1100AM-1150AM M | ITLL 160 | B LOUIE | 30 | |
| | 0 | LAB | L041 | 16279 | 1000AM-1150AM TR | ITLL 160 | B LOUIE | 30 |
| GEEN 1520 | 1 | SELF MGT & LDRSHIP PR 2 | 001 | 16280 | 1230PM-0145PM T | ECCR 155 | D ARAGON | 48 |
| GEEN 1830 | 3 | SP TPC-ENGR STUDY BRAINS | 001 | 16281 | 0330PM-0445PM TR | ECCR 1855 | H WACHTEL | 30 |
| GEEN 3500 | 0 | COOPERATIVE EDUCATION | 800 | TBA | | JC SHERMAN | 10 | |

◆ Indicates an arts and sciences core course.

| | | | | | | | | |
|-----------|---|---------------------|-----|-------|------------------|-----------------|------------|----|
| | | | | L013 | 18598 | 0100PM-0250PM M | ECME 269 | 18 |
| | | | | L014 | 18599 | 0300PM-0450PM M | ECME 269 | 18 |
| | | | | L015 | 18600 | 0930AM-1120AM T | ECME 269 | 18 |
| | | | | L016 | 18601 | 0100PM-0250PM T | ECME 269 | 18 |
| | | | | L017 | 18602 | 0300PM-0450PM T | ECME 269 | 18 |
| MCEN 3025 | 3 | COMPONENT DESIGN | 001 | 18606 | 0800AM-0915AM TR | ECCR 200 | RE NORWOOD | 85 |
| MCEN 4085 | 4 | ME DESIGN PROJECT 2 | 001 | 18619 | 0300PM-0450PM MW | ECCR 1B40 | JW DAILY | 96 |
| | | | | | | ECME 215 | J ZABLE | |

VI. Manufacturing and Systems

| | | | | | | | | |
|-----------|---|--------------------------|-----|-------|------------------|-----------|--------------|----|
| MCEN 5066 | 3 | PRIN/PAC WRLD CLASS MFG | 001 | 18663 | 0500PM-0730PM M | ECCR 1B55 | NN NIKMANESH | 48 |
| MCEN 5636 | 3 | MICROELECTROMECH SYSTEMS | 001 | 18673 | 0930AM-1045AM TR | ECCR 118 | V BRIGHT | 25 |

VII. Miscellaneous

| | | | | | | | | |
|-----------|---|------------------------|------|-----------------|------------------|--------------|--------------|----|
| MCEN 3027 | 3 | MEASUREMENTS LAB | 010 | 0100PM-0150PM M | ITLL 1B50 | JR HERTZBERG | 60 | |
| | 0 | LAB | L011 | 23129 | 1100AM-0150PM WF | ITLL 1B10 | JR HERTZBERG | 60 |
| MCEN 4027 | 3 | MECH ENGRNG LABORATORY | 010 | 0800AM-0850AM W | ECME 215 | PD WEIDMAN | 48 | |
| | 0 | LAB | L011 | 18613 | 0900AM-1150AM MW | ECME 1B66 | | 24 |

VIII. Special Topics

| | | | | | | | | |
|-----------|---|---------------------------|-----|-------|-------------------|------------|-----------|----|
| MCEN 3208 | 3 | TPC-BASIC ELECTRONICS | 001 | 23167 | 1200PM-1250PM MWF | ECCR 105 | | 60 |
| MCEN 4228 | 3 | TPC-BIOMECHANICS | 001 | 18624 | 0200PM-0315PM TR | ECCR 1B40 | J BACH | 60 |
| MCEN 5208 | 3 | SP TPCS-INTRO TO RESEARCH | 001 | 23157 | 0800AM-0915AM TR | DUAN G2B21 | | 35 |
| MCEN 5228 | 3 | TPC-BIOMECHANICS | 001 | 18671 | 0200PM-0315PM TR | ECCR 1B40 | J BACH | 15 |
| MCEN 6278 | 3 | TPC-AEROSOL DYNAMICS | 001 | 23156 | 0300PM-0350PM MWF | ECCR 137 | SL MILLER | 10 |

Telecommunications - EC OT 317 (303-492-8916)

INDEPENDENT STUDY COURSE WORK IS AVAILABLE. PLEASE CONSULT THE DEPARTMENT OFFICE FOR FURTHER INFORMATION. GRADUATE STUDENTS NEEDING TO REGISTER FOR MASTER'S THESIS, MASTER'S DEGREE CANDIDATE, OR DOCTORAL THESIS, PLEASE CONSULT THE DEPARTMENT OFFICE FOR FURTHER INFORMATION. EACH COURSE IN THIS DEPARTMENT HAS A COURSE FEE OF \$18 (SUBJECT TO CHANGE) FOR SPECIALIZED SUPPLIES AND EQUIPMENT. REFER TO THE TUITION AND FEES SECTION OF THIS HANDBOOK.

| | | | | | | | | |
|-----------|-----|--------------------------|------|-----------------|------------------|-----------|---------------|-----|
| TLEN 5120 | 3 | CONTEMP ISSUES-TELECOM | 001 | 22550 | 0200PM-0315PM TR | | R JOHNSON | 25 |
| TLEN 5130 | 3 | STRTGIC PLAN FOR TELECOM | 001 | 22982 | 1100AM-1215PM TR | | G BARDSLEY | 50 |
| TLEN 5190 | 3 | SP TPCS-TELECOMM STNDRDS | 001 | 23201 | 0530PM-0800PM T | | T SCHOECHLE | 30 |
| TLEN 5310 | 3 | TELECOM SYSTEMS | 001 | 21934 | 0800AM-0915AM TR | | GA MITCHELL | 65 |
| TLEN 5330 | 3 | DATA COMMUNICATIONS 1 | 001 | 21935 | 0730AM-0845AM MF | | HM GATES | 65 |
| TLEN 5340 | 3 | DIGITAL TELECOM NETWORKS | 001 | 21936 | 0500PM-0730PM M | | J THOMPSON | 65 |
| TLEN 5400 | 3 | TRAFFIC & QUE THEORY | 001 | 21938 | 0930AM-1045AM TR | | GA MITCHELL | 24 |
| TLEN 5430 | 3 | DATA COMMUNICATIONS 2 | 001 | 21939 | 0530PM-0800PM R | | A J ROBERTSON | 65 |
| TLEN 5460 | 3 | TELECOM SYSTEMS LAB | 010 | 0800AM-0850AM W | ECCR 110 | | | 25 |
| | 0 | LAB | L011 | 22549 | 0900AM-1200PM W | ECME 275A | | 25 |
| TLEN 5600 | 1 | TELECOM SEMINAR | 001 | 21945 | 0400PM-0530PM W | ECCR 265 | T SCHOECHLE | 140 |
| TLEN 5700 | 1 | CAPSTONE | 001 | 21946 | 0800AM-0850AM W | ECCS 1B12 | T X BROWN | .65 |
| TLEN 5830 | 1-6 | TPC-NETWORK MGMT | 001 | 21947 | 0530PM-0800PM W | | | 35 |
| TLEN 5831 | 3 | TPC-BECOMING A CLEC | 001 | 21948 | 0330PM-0445PM TR | ECCR 116 | G BARDSLEY | 27 |

| Core Course Department | Course Number | Credits | Course Title | Sec. Number | Call Number | Time/Days | Bldg/Room | Instructor | Max. Enrollment |
|---------------------------|---------------|---------|---------------------------|-------------|-------------|-------------------|-----------|------------|--------------------|
| TLEN 5833 | 3 | 3 | SP TPS-UNIX, C, C++ | 001 | 21949 | 1145AM-0100PM TR | | | 24 |
| | | | | 002 | 23425 | 0115PM-0230PM TR | | | 24 |
| TLEN 5834 | 3 | 3 | TPC-OPTICAL COMM | 001 | 21951 | 1000AM-1050AM MWF | | FS BARNES | 60 |
| TLEN 5106 | 3 | 3 | INTL TELECOM POLICY | | | SAME AS PSCI 5106 | | | |
| | | | | 001 | 21929 | 0530PM-0800PM M | ECCR 1B08 | S BLACK | 20 |
| TLEN 5836 | 3 | 3 | LAW & REGULATION | 001 | 22551 | 0330PM-0630PM W | | LAW | 10 |
| TLEN 5837 | 3 | 3 | TPC-CONSULTING & TELECOM | 001 | 21953 | 0200PM-0315PM TR | HUMN 245 | MH JACKSON | 20 |
| TLEN 5838 | 3 | 3 | TPC-ECON ANALYSIS/TELECOM | 001 | 21954 | 0930AM-1045AM TR | HUMN 1B45 | J ALLEMAN | 20 |
| TLEN 5839 | 3 | 3 | TPC-INTERNET ECONOMICS | 001 | 21956 | 0330PM-0445PM TR | HUMN 1B45 | J ALLEMAN | 20 |

School of Journalism and Mass Communication

Armory 116 (303-492-5007)

STUDENTS MAY BE DROPPED FROM JOURNALISM COURSES FOR NON-ATTENDANCE, ESPECIALLY DURING THE FIRST WEEK OF CLASSES. INDEPENDENT STUDY COURSE WORK IS AVAILABLE. PLEASE CONSULT THE DEPARTMENT OFFICE FOR FURTHER INFORMATION. GRADUATE STUDENTS NEEDING TO REGISTER FOR MASTER'S THESIS, MASTER'S DEGREE CANDIDATE, OR DOCTORAL THESIS, PLEASE CONSULT THE DEPARTMENT OFFICE FOR FURTHER INFORMATION. EACH COURSE IN THIS DEPARTMENT HAS A COURSE FEE OF \$16 (SUBJECT TO CHANGE) FOR SPECIALIZED SUPPLIES AND EQUIPMENT. REFER TO THE TUITION AND FEES SECTION OF THIS HANDBOOK.

Journalism

I. Core Curriculum and General Electives

| | | | | | | | | | |
|-----------|---|---|--------------------------|------|-------|--|------------|--------------|-----|
| JOUR 1001 | 3 | 3 | CONTEMP MASS MEDIA | 001 | 17408 | 0200PM-0315PM TR | HUMN 1B50 | PE MCLEAN | 204 |
| | | | | 002 | 17409 | 0330PM-0445PM TR | RAMY N1B31 | | 32 |
| JOUR 2011 | 3 | 0 | MEDIA & PUBLIC CULTURE | 100 | | 0200PM-0250PM MW | HUMN 150 | J PECK | 100 |
| | | | RECITATION | R110 | 17432 | 0800AM-0850AM F | RAMY N1B31 | | 25 |
| | | | | R120 | 17433 | 0900AM-0950AM F | ENVV 122 | | 25 |
| | | | | R130 | 17434 | 0200PM-0250PM F | CLRE 104 | | 25 |
| | | | | R140 | 17435 | 0300PM-0350PM F | HLMS 191 | | 25 |
| JOUR 3001 | 3 | 3 | REPORTING 1 | | | PREREQS JOUR 1002 AND JR STANDING. MAY BE LIMITED TO MAJORS. | | | |
| | | | | 010 | 17437 | 0400PM-0550PM MW | ARMR 209 | SC FISH | 16 |
| | | | | 020 | 17438 | 0200PM-0350PM MW | ARMR 209 | SC FISH | 16 |
| | | | | 030 | 17439 | 1230PM-0220PM TR | ARMR 209 | D COSPER | 16 |
| JOUR 3771 | 3 | 3 | MASS COMM HISTORY | 002 | 17460 | 0800AM-0850AM MWF | HALE 240 | | 40 |
| JOUR 4201 | 3 | 3 | INTERNATIONAL MASS COMM | | | SAME AS JOUR 5201. | | | |
| | | | | 001 | 23680 | 1100AM-1215PM TR | ARMR 107 | AC CALABRESE | 10 |
| JOUR 4301 | 3 | 3 | MEDIA ETHICS/PROF PRAC | | | SAME AS JOUR 5301. | | | |
| | | | | 001 | 17469 | 0200PM-0430PM W | HUMN 1B90 | | 10 |
| JOUR 4651 | 3 | 3 | MASS COMMUNICATION LAW | 001 | 17483 | 0900AM-0950AM MWF | MCKY 102 | R TRAGER | 70 |
| JOUR 4791 | 3 | 3 | MASS COMM & PUB OPINION | | | PREREQ SR STANDING. MAY BE LIMITED TO MAJORS. SAME AS JOUR 5791. | | | |
| | | | | 001 | 17485 | 0200PM-0315PM TR | ECON 13 | | 30 |
| JOUR 4831 | 3 | 3 | PUBLICATION DESIGN | | | SAME AS JOUR 5831. MAY BE LIMITED TO MAJORS. | | | |
| | | | | 001 | 17486 | 0600PM-0830PM MW | ARMR 218 | M SIGNORELLA | 10 |
| | | | | | | 0600PM-0830PM MW | ARMR 211 | | |
| JOUR 4871 | 3 | 3 | TPC-MEDIA/SOCIETAL VALUE | 001 | 17523 | 1100AM-1150AM MWF | HUMN 1B45 | DC NIEMEYER | 10 |
| | | | TPC-INVSTG TECHNOCLTURE | 002 | 23467 | 0400PM-0515PM MW | ARMR 218 | J PECK | 18 |
| JOUR 5201 | 3 | 3 | INTERNATIONAL MASS COMM | | | SAME AS JOUR 4201. | | | |
| | | | | 001 | 23681 | 1100AM-1215PM TR | ARMR 107 | AC CALABRESE | 5 |
| JOUR 5301 | 3 | 3 | MEDIA ETHICS/PROF PRAC | | | SAME AS JOUR 4301. | | | |
| | | | | 001 | 17565 | 0200PM-0430PM W | HUMN 1B90 | | 8 |
| JOUR 5791 | 3 | 3 | MASS COMM & PUBLIC OP | | | SAME AS JOUR 4791. | | | |
| | | | | 001 | 17578 | 0200PM-0315PM TR | ECON 13 | | 10 |
| JOUR 5831 | 3 | 3 | PUBLICATION DESIGN | | | SAME AS JOUR 4831. MAY BE LIMITED TO MAJORS. | | | |
| | | | | 001 | 17581 | 0600PM-0830PM MW | ARMR 218 | M SIGNORELLA | 8 |

| Core Course Department | Course Number | Credits | Course Title | Sec. Number | Call Number | Time/Days | Bldg/Room | Instructor | Max. Enrollment |
|---------------------------|---------------|---------|--------------------------|-------------|-------------|---|-----------|-------------|--------------------|
| JOUR 5282 | 3 | 3 | PUB RELATIONS PROJECTS | | | PREREQ JOUR 4272 OR CONSENT OF SCHOOL OF JOURNALISM. SAME AS JOUR 4282. | | | |
| | | | | 001 | 17564 | 0500PM-0730PM M | ARMR 1B01 | F HOBBS | 5 |
| JOUR 5502 | 3 | 3 | REPORTING SEMINAR | | | PREREQS JOUR 5511 AND 5552. OPEN TO MAJORS ONLY. SAME AS JOUR 4502. | | | |
| | | | | 001 | 17570 | 1100AM-1150AM TR | CEDU 140 | D COSPER | 8 |
| JOUR 5552 | 3 | 3 | NEWS EDITING | 001 | 23464 | 0830AM-1045AM MW | ARMR 211 | | 15 |
| | | | | 002 | 23465 | 0100PM-0315PM MW | ARMR 211 | | 15 |
| JOUR 5562 | 3 | 3 | ELECTRONIC JOURNALISM | | | SAME AS JOUR 4562. | | | |
| | | | | 001 | 17575 | 1100AM-0130PM F | ARMR 209 | D DUBE | 8 |
| JOUR 5802 | 3 | 3 | MAGAZINE ARTICLE WRITING | 001 | 17579 | 1100AM-0130PM M | ARMR 107 | | 15 |
| JOUR 5822 | 3 | 3 | ENVIRONMENTAL REPORTING | 001 | 17580 | 0900AM-1130AM F | ARMR 218 | | 18 |
| JOUR 5872 | 3 | 3 | TPC-DIGITAL NEWSROOM | | | SAME AS JOUR 4872. | | | |
| | | | | 001 | 17646 | 0800AM-1030AM F | ARMR 211 | B HENDERSON | 8 |

III. Advertising

| | | | | | | | | | |
|-----------|---|---|---------------------------|-----|-------|---|-----------|----------------|-----|
| JOUR 2403 | 3 | 3 | PRINCIPLES OF ADVERTISING | 001 | 17436 | 0200PM-0315PM TR | HALE 270 | TR DUNCAN | 200 |
| JOUR 3453 | 3 | 3 | ADV COPY AND LAYOUT | | | PREREQ JOUR 2403. MAY BE LIMITED TO MAJORS. | | | |
| | | | | 001 | 17441 | 1230PM-0145PM TR | CEDU 140 | RG GOODE-ALLEN | 18 |
| | | | | 002 | 17442 | 1230PM-0145PM TR | ARMR 218 | BR ROBBS | 18 |
| | | | | 004 | 17444 | 0600PM-0830PM R | ECON 16 | | 18 |
| JOUR 3463 | 3 | 3 | ADVERTISING MEDIA | | | PREREQ JOUR 2403. MAY BE LIMITED TO MAJORS. | | | |
| | | | | 001 | 17445 | 0600PM-0830PM T | HUMN 135 | | 50 |
| JOUR 3473 | 3 | 3 | ADVERTISING RESEARCH | 001 | 17447 | 0930AM-1045AM TR | MCKY 102 | M LARSON | 70 |
| JOUR 4403 | 4 | 4 | ADVERTISING CAMPAIGNS | | | PREREQS JOUR 3453, 3463 AND 3473. | | | |
| | | | | 001 | 17472 | 0200PM-0345PM MW | ARMR 107 | RG GOODE-ALLEN | 15 |
| | | | | 002 | 17473 | 0330PM-0515PM TR | CHEM 131 | C KAY | 15 |
| | | | | 003 | 17474 | 0330PM-0515PM TR | ARMR 107 | M LARSON | 15 |
| | | | | 005 | 17475 | 0330PM-0515PM TR | ARMR 218 | B ROBBS | 15 |
| JOUR 4453 | 3 | 3 | ADVERTISING, SOCIETY | | | SAME AS JOUR 5453. | | | |
| | | | | 001 | 17476 | 0330PM-0445PM TR | CEDU 140 | | 18 |
| JOUR 4873 | 3 | 3 | TPC-ADVER PORTFOLIO | 800 | | 0600PM-0830PM W | HUMN 186 | JR SCHOENBERG | 18 |
| | | | TPC-ADV INTRACTV DESIGN | 801 | | TBA | | | 18 |
| | | | TPC-INTERACTIVE DESIGN | 802 | | 0600PM-0830PM T | ARMR 201 | | 18 |
| | | | TPC-ADVER PORTFOLIO | 803 | | 0600PM-0830PM W | ARMR 1B01 | E LIEBHAUSER | 18 |
| JOUR 5423 | 3 | 3 | IMC-CASES | | | PREREQ JOUR 5413. | | | |
| | | | | 001 | 17567 | 0800AM-1030AM W | ARMR 1B01 | TR DUNCAN | 15 |
| JOUR 5433 | 4 | 4 | IMC-CREATIVE STRATEGY | 001 | 17568 | 0930AM-1115AM TR | ARMR 218 | | 20 |
| JOUR 5453 | 3 | 3 | ADVERTISING, SOCIETY | | | SAME AS JOUR 4453. | | | |
| | | | | 001 | 17569 | 0330PM-0445PM TR | CEDU 140 | | 10 |
| JOUR 5873 | 3 | 3 | TPC-STRATEGIC BRAND MGMT | 001 | 17647 | 0800AM-1030AM M | ARMR 107 | M LARSON | 20 |
| | | | TPC-IMC MRKTN G RESRCH | 002 | 23494 | 0500PM-0730PM W | HLMS 237 | K WEISS | 20 |

IV. Broadcast

| | | | | | | | | | |
|-----------|---|---|---------------------|------|-------|---|-----------|-------------|----|
| JOUR 3604 | 3 | 3 | RADIO AND TV NEWS | 001 | 17451 | 0800AM-1030AM M | ARMR 209 | V SAMA | 15 |
| | | | | 002 | 17452 | 0800AM-1030AM W | ARMR 209 | MD MCINTOSH | 15 |
| JOUR 3614 | 3 | 3 | RADIO PRODUCTION | 001 | 17453 | 0900AM-1130AM F | ARMR 1B01 | | 12 |
| JOUR 3644 | 3 | 3 | PRIN BROADCAST PROD | | | PREREQ JOUR 1002. MAY BE LIMITED TO MAJORS. | | | |
| | | | | 010 | | 0100PM-0255PM MW | ARMR 218 | | 15 |
| | | | LAB | L011 | 17455 | 0310PM-0450PM MW | STAD 308 | | 15 |
| | | | PRIN BROADCAST PROD | 020 | | 0100PM-0250PM TR | | | 15 |
| | | | LAB | L021 | 17457 | 0310PM-0450PM TR | STAD 308 | | 15 |
| JOUR 3674 | 3 | 3 | TV PRODUCTION 2 | | | PREREQ JOUR 3644. MAY BE LIMITED TO MAJORS. | | | |
| | | | | 010 | | 0900AM-1030AM TR | ARMR 1B01 | | 20 |
| | | | LAB | L011 | 17459 | 1040AM-1250PM TR | STAD 308 | | 20 |
| JOUR 4344 | 3 | 3 | TV DOCUMENTARY | | | PREREQ JOUR 3644. SAME AS JOUR 5344. | | | |
| | | | | 001 | 17470 | 0200PM-0315PM TR | CEDU 140 | | 10 |
| JOUR 4354 | 3 | 3 | TV REPORTING | | | PREREQS JOUR 3604 AND 3644. | | | |
| | | | | 001 | 17471 | 0330PM-0445PM TR | ARMR 209 | | 24 |
| JOUR 4624 | 3 | 3 | NEWS TEAM | | | PREREQS JOUR 3001, 3604, AND 3644. | | | |
| | | | | 010 | | 0100PM-0250PM F | ARMR 218 | | 18 |

| | | | | | | | | | | |
|-----------|---|----------------------------|-----|-------|--------------------------|-----------|---------------|--|----|--|
| JOUR 5871 | 3 | TPC-MEDIA/SOCIETAL VALUE | 001 | 17645 | 0600PM-0830PM MW | ARMR 211 | | | | |
| JOUR 6061 | 3 | MASS COMM RESEARCH | | | 1100AM-1150AM MWF | HUMN 1845 | DC NIEMEYER | | 5 | |
| | | | | | <i>PREREQ JOUR 6051.</i> | | | | | |
| JOUR 6871 | 3 | TP-CHILDREN & TELEVISION | 001 | 17681 | 1200PM-0230PM M | ARMR 1B01 | S-L BERGGREEN | | 18 | |
| JOUR 7021 | 3 | PROSEMINAR IN COMM THRY II | 001 | 17730 | 0200PM-0430PM W | ARMR 1B01 | M TRACEY | | 15 | |
| JOUR 7051 | 3 | QUALITATIVE METHODS | 001 | 17731 | 0330PM-0600PM T | ARMR 1B01 | M TRACEY | | 7 | |
| JOUR 7871 | 3 | TPC-POWER/POLITICS&MEDIA | 001 | 17753 | 0900AM-1130AM M | ARMR 1B01 | PE MCLEAN | | 8 | |
| | | | | | 0200PM-0430PM R | ARMR 1B01 | M TRACEY | | 18 | |

II. News Editorial and Public Relations

| | | | | | | | | | | |
|-----------|-----|-------------------------|-----|-------|---|-----------------|---------------|--|-----|--|
| JOUR 1002 | 3 | CRITCL THNGNG & WRTNG | 001 | 17410 | 0800AM-0850AM MWF | HUMN 160 | | | 18 | |
| | | | 002 | 17411 | 0800AM-0850AM MWF | CLRE 211 | | | 18 | |
| | | | 003 | 17412 | 0800AM-0850AM MWF | MUEN D439 | | | 18 | |
| | | | 004 | 17413 | 0800AM-0850AM MWF | MKNA 204 | | | 18 | |
| | | | 005 | 17414 | 1000AM-1050AM MWF | CHEM 131 | | | 18 | |
| | | | 006 | 17415 | 0200PM-0250PM MWF | MUEN D439 | | | 18 | |
| | | | 007 | 17416 | 0200PM-0250PM MWF | KTCH 119 | | | 18 | |
| | | | 008 | 17417 | 0400PM-0450PM MWF | MKNA 204 | | | 18 | |
| | | | 009 | 17418 | 0330PM-0600PM T | HLMS 191 | | | 18 | |
| | | | 010 | 17419 | 0600PM-0830PM T | CHEM 131 | | | 18 | |
| | | | 011 | 17420 | 0400PM-0630PM M | CHEM 131 | | | 18 | |
| | | | 012 | 17421 | 0400PM-0630PM W | HLMS 181 | | | 18 | |
| | | | 013 | 17422 | 0500PM-0615PM TR | KTCH 120 | | | 18 | |
| | | | 014 | 17423 | 0500PM-0615PM TR | HLMS 181 | | | 18 | |
| | | | 015 | 17424 | 0500PM-0615PM TR | MKNA 204 | | | 18 | |
| | | | 016 | 17425 | 0400PM-0450PM MWF | HLMS 185 | | | 18 | |
| JOUR 2002 | 3 | ELCTRNC INFO STRATEGIES | 010 | | 0330PM-0445PM T | HLMS 252 | T YULSMAN | | 100 | |
| | 0 | RECITATION | | | | | | | | |
| | | | | | R011 17427 | 0930AM-1045AM R | ARMR 206A | | 18 | |
| | | | | | R012 17428 | 1100AM-1215PM R | ARMR 206A | | 18 | |
| | | | | | R013 17429 | 1230PM-0145PM R | ARMR 206A | | 18 | |
| | | | | | R014 17430 | 0200PM-0315PM R | ARMR 206A | | 18 | |
| JOUR 3102 | 3 | PRESS PHOTOGRAPHY | | | <i>PREREQ JOUR 1002. MAY BE LIMITED TO MAJORS. THREE-HOUR LAB TO BE ARRANGED.</i> | | | | | |
| | | | 001 | 17440 | 0730PM-1000PM T | ARMR 107 | K MOLONEY | | 25 | |
| JOUR 3552 | 3 | NEWS EDITING | | | <i>PREREQ JOUR 3001. OPEN ONLY TO MAJORS.</i> | | | | | |
| | | | 001 | 17448 | 0830AM-1045AM MW | ARMR 211 | A KIRKPATRICK | | 10 | |
| | | | 002 | 17449 | 0830AM-1045AM TR | ARMR 211 | | | 15 | |
| JOUR 3902 | 1-3 | NEWSPAPER PRACTICUM | | | <i>REQUIRES ADDL HOURS OUTSIDE CLASS.</i> | | | | | |
| | | | 801 | | 1000AM-1050AM MWF | ARMR 218 | B HENDERSON | | 77 | |
| JOUR 4002 | 3 | REPORTING 2 | | | <i>PREREQ JOUR 3001.</i> | | | | | |
| | | | 001 | 17464 | 0500PM-0615PM TR | CHEM 133 | D COSPER | | 16 | |
| | | | 002 | 23463 | 0930AM-1045AM TR | ARMR 107 | SC FISH | | 16 | |
| JOUR 4102 | 3 | ADVANCED PHOTOGRAPHY | | | <i>PREREQ JOUR 3102. SAME AS JOUR 5102.</i> | | | | | |
| | | | 001 | 17466 | 0730PM-1000PM W | ARMR 107 | K MOLONEY | | 10 | |
| JOUR 4272 | 3 | INTRO PUB RELATIONS | 001 | 17467 | 0500PM-0730PM T | HLMS 141 | F HOBBS | | 51 | |
| JOUR 4282 | 3 | PUB RELATIONS PROJECTS | | | <i>PREREQ JOUR 4272. SAME AS JOUR 5282.</i> | | | | | |
| | | | 001 | 17468 | 0500PM-0730PM M | ARMR 1B01 | F HOBBS | | 10 | |
| JOUR 4502 | 3 | REPORTING 3 | | | <i>PREREQS JOUR 3552, 4002, AND SR STANDING. LAB TO BE ARRANGED. OPEN ONLY TO MAJORS. SAME AS JOUR 5502. REQUIRES ADDL HOURS OUTSIDE CLASS.</i> | | | | | |
| | | | 001 | 17477 | 1100AM-1150AM TR | CEDU 140 | D COSPER | | 10 | |
| | | | 002 | 17478 | 1100AM-1150AM TR | CEDU 140 | E GAEDDERT | | 16 | |
| JOUR 4552 | 1-3 | ADVANCED EDITING | | | 1000AM-1050AM MWF | ARMR 218 | B HENDERSON | | 20 | |
| JOUR 4562 | 3 | ELECTRONIC JOURNALISM | | | <i>SAME AS JOUR 5562.</i> | | | | | |
| | | | 001 | 17480 | 1100AM-0130PM F | ARMR 209 | D DUBE | | 10 | |
| JOUR 4872 | 3 | | | | <i>SAME AS JOUR 5872.</i> | | | | | |
| | | TPC-DIGITAL NEWSROOM | 001 | 17525 | 0800AM-1030AM F | ARMR 211 | B HENDERSON | | 10 | |
| | | TPC-SPORTS REPORTING | 002 | 23466 | 1230PM-0300PM T | ARMR 1B01 | V MICHAELIS | | 15 | |
| JOUR 5102 | 3 | ADVANCED PHOTOGRAPHY | | | <i>SAME AS JOUR 4102.</i> | | | | | |
| | | | 001 | 17563 | 0730PM-1000PM W | ARMR 107 | K MOLONEY | | 5 | |

◆ Indicates an arts and sciences core course.

| | | | | | | | | | | |
|-----------|-----|--------------------------|-----|-------|---|-----------------|------------------|----------|------------------|----------|
| | | | | | | LAB L011 | 17482 | | 0900AM-1250PM TR | ARMR 209 |
| | | | | | | 18 | | | | |
| JOUR 4674 | 1-3 | TV PRODUCTION 3 | | | <i>REQUIRES ADDL HOURS OUTSIDE CLASS.</i> | | | | | |
| | | | 001 | 17484 | 0900AM-1250PM TR | SEE DEPT | SB JONES | | 15 | |
| JOUR 4874 | 3 | | | | <i>PREREQ JOUR 3644. SAME AS JOUR 5874.</i> | | | | | |
| | | TPC-THE FUTURE OF MEDIA | 001 | 17530 | 0930AM-1045AM TR | CEDU 140 | R DAUBER | | 16 | |
| | | TPC-SPORTS BROADCAST | 002 | 17531 | 0600PM-0830PM R | ARMR 107 | CJ GRAMMER | | 25 | |
| | | TPC-SITUATION COMEDY | 003 | 17532 | 0300PM-0530PM F | ARMR 218 | A ANNECHARICO | | 20 | |
| | | TPC-ATHLETIC MEDIA RLTN | 004 | 23469 | 0600PM-0830PM T | ARMR 1B01 | D PLATI | | 25 | |
| | | TPC-VIDEO EDITING | 005 | 23470 | 0900AM-1130AM W | ARMR 107 | | | 12 | |
| JOUR 5344 | 3 | TV DOCUMENTARY | | | <i>SAME AS JOUR 4344.</i> | | | | | |
| | | | 001 | 17566 | 0200PM-0315PM TR | CEDU 140 | | | 8 | |
| JOUR 5524 | 3 | TV INVESTIGATIVE RPRTRNG | 001 | 17571 | | | G DOBBS | | 20 | |
| JOUR 5624 | 3 | NEWS TEAM | | | <i>PREREQS JOUR 5511 AND 5514.</i> | | | | | |
| | | | | | 010 | 0100PM-0250PM F | ARMR 218 | | 5 | |
| JOUR 5874 | 3 | | | | L011 | 17577 | 0900AM-1250PM TR | ARMR 209 | 5 | |
| | | | | | <i>SAME AS JOUR 4874.</i> | | | | | |
| | | TPC-THE FUTURE OF MEDIA | 001 | 17648 | 0930AM-1045AM TR | CEDU 140 | R DAUBER | | 5 | |
| | | TPC-SITUATION COMEDY | 003 | 17649 | 0300PM-0530PM F | ARMR 218 | A ANNECHARICO | | 5 | |

College Of Music

Undergraduate - Music C-111 (303-492-6354)

Graduate - Music C-119 (303-492-2207)

Convocation Music

| | | | | | | | | | |
|-----------|---|---------------------|-----|-------|-----------------|----------|---------|--|-----|
| CONV 1990 | 0 | CONVOCAION RECITALS | 001 | 12097 | 1100AM-1150AM T | MUS C112 | T GILLE | | 200 |
| CONV 2990 | 0 | CONVOCAION RECITALS | 001 | 12098 | 1100AM-1150AM T | MUS C112 | T GILLE | | 150 |

Elective Music

MUSIC ELECTIVES OPEN TO BOTH NONMUSIC AND MUSIC MAJORS. IF A STUDENT HAS REGISTERED FOR A COURSE BUT HAS NOT ATTENDED DURING THE FIRST THREE CLASS MEETINGS, THAT STUDENT MAY BE ADMINISTRATIVELY DROPPED FROM THE CLASS. EACH COURSE IN THIS DEPARTMENT HAS A COURSE FEE OF \$13 (SUBJECT TO CHANGE) FOR SPECIALIZED SUPPLIES AND EQUIPMENT. REFER TO THE TUITION AND FEES SECTION OF THIS HANDBOOK.

I. Elective

| | | | | | | | | | | |
|-------------|---|--------------------------|-----|-------|--|----------|--------------|--|-----|--|
| EMUS 1081 | 3 | BASIC MUSIC THEORY | 001 | 14270 | 0800AM-0915AM TR | MUS C199 | KJ MCCARTHY | | 80 | |
| ◆ EMUS 1832 | 3 | APPRECIATION OF MUSIC | 001 | 14323 | 0900AM-0950AM MWF | MUS C199 | Y ISHIKAWA | | 120 | |
| | | | 002 | 14324 | 0100PM-0150PM MWF | MUS C199 | J SMITH | | 120 | |
| | | | 003 | 14325 | 1100AM-1215PM TR | MUS C199 | KJ MCCARTHY | | 120 | |
| | | | 004 | 14326 | 1230PM-0145PM TR | MUS C199 | PM ERHARD | | 120 | |
| ◆ EMUS 2752 | 3 | HIST U.S. FOLK/POP MUSIC | 001 | 14328 | 1100AM-1150AM MWF | MUS C199 | T L RIIS | | 120 | |
| | | | 002 | 14329 | 0930AM-1045AM TR | MUS C199 | L COOK | | 120 | |
| ◆ EMUS 2772 | 3 | WORLD MUSICS-AMERS/AFRIC | 001 | 14330 | 0200PM-0250PM MWF | MUS C199 | K AMPENE | | 120 | |
| EMUS 2852 | 3 | MUSIC-ROCK ERA | 001 | 14332 | 1000AM-1050AM MWF | MUS C199 | JM BRODY | | 120 | |
| EMUS 3642 | 3 | HISTORY OF JAZZ | 001 | 14379 | 1230PM-0145PM TR | MUS C112 | MP PAGAN | | 450 | |
| ◆ EMUS 3832 | 3 | MUSIC LITERATURE 2 | 001 | 14380 | 0200PM-0250PM MWF | MUS NB59 | OB ELLSWORTH | | 35 | |
| EMUS 4012 | 3 | AFRICAN MUSIC | | | <i>SEC 880 IS AN HONORS PROGRAM COURSE, OPEN TO ALL MUSIC MAJORS WITH A 3.30 GPA AND HONORS QUALIFIED STUDENTS. SEE THE HONORS PROGRAM OFFICE, LIBR M400L.</i> | | | | | |
| | | | 880 | | 0400PM-0515PM MW | MUS C199 | NA SOWAH | | 15 | |
| EMUS 3203 | 2 | MUS FOR CLASSROOM TEACH | | | <i>PRE-REGISTRATION IN SEC 003 RESTRICTED TO STUDENTS WITH MAJOR CODES: EDIC, EDIE, ICCC AND MCBN UNTIL 01/18/01.</i> | | | | | |
| | | | 001 | 14335 | 0200PM-0315PM TR | MCKY 213 | C HAWS | | 30 | |
| | | | 002 | 14336 | 0330PM-0445PM TR | MCKY 213 | K NEEDHAM | | 30 | |
| | | | 003 | 14337 | 0300PM-0415PM MW | MCKY 213 | D KRETCHMER | | 30 | |

Sections 700-899 are controlled enrollment - see department for eligibility

Core Course
Department
Course Number
Credits
Course Title

Sec. Number
Call Number
Time/Days

Bldg/Room
Instructor

Max.
Enrollment

II. Applied Music Classes

| | | | | | | | | | | |
|-----------|---|----------------|---|-------|---------------|-----|-----------|-------|----|--|
| EMUS 1115 | 2 | PIANO CLASS | BEGINNERS ONLY, WITH NO PRIOR KEYBOARD EXPERIENCE | | | | | | | |
| | | | 001 | 14271 | 0800AM-0850AM | MWF | MUS N180C | STAFF | 12 | |
| | | | 002 | 14272 | 1200PM-1250PM | MWF | MUS N180C | STAFF | 12 | |
| | | | 003 | 14273 | 0200PM-0250PM | MWF | MUS N180C | STAFF | 12 | |
| EMUS 1125 | 2 | PIANO CLASS II | PREREQ EMUS 1115 OR INSTRUCTOR CONSENT. | | | | | | | |
| | | | 001 | 14274 | 1000AM-1050AM | MWF | MUS N180C | STAFF | 12 | |
| EMUS 1184 | 1 | VOICE CLASS | REGISTRANTS MUST HAVE RUDIMENTARY VOCAL SKILLS. SECTIONS 800 & 801 FOR THEATRE MAJORS ONLY. | | | | | | | |
| | | | 001 | 14275 | 1200PM-1250PM | MW | MUS N180D | STAFF | 10 | |
| | | | 002 | 14276 | 0200PM-0250PM | MW | MUS N180D | STAFF | 10 | |
| | | | 003 | 14277 | 1100AM-1150AM | TR | MUS NB59 | STAFF | 10 | |
| | | | 004 | 14278 | 0100PM-0150PM | TR | MUS NB59 | STAFF | 10 | |
| | | | 005 | 14279 | 0100PM-0150PM | TR | MUS N180D | STAFF | 10 | |
| | | | | 800 | 1100AM-1150AM | MW | MCKY 213 | STAFF | 10 | |
| | | | | 801 | 1200PM-1250PM | MW | MCKY 213 | STAFF | 10 | |

III. Music Ensembles (Audition is Required)

| | | | | | | | | | | |
|-----------|---|-------------------------|---|-------|---------------|------|-----------|---------------|----|--|
| EMUS 1227 | 1 | UNIVERSITY CHOIR | 001 | 14282 | 0100PM-0150PM | MTWR | MCKY 102 | LC KAPTEIN | 50 | |
| EMUS 1237 | 1 | WOMEN'S CHORUS | 001 | 14283 | 0200PM-0250PM | MTWR | MCKY 102 | G CANNADY | 40 | |
| EMUS 1247 | 1 | MEN'S CHORUS | 001 | 14284 | 0700PM-0930PM | T | MCKY 102 | J RAMSEY | 40 | |
| EMUS 1257 | 1 | COLLEGIATE CHORALE | 001 | 14285 | 0400PM-0450PM | MTWR | MCKY 102 | T SNYDER | 50 | |
| EMUS 1277 | 1 | COURT PLAYERS | 001 | 14286 | 0400PM-0630PM | F | MUS E160 | RM CARNOCHAN | 60 | |
| EMUS 1297 | 1 | WIND SYMPHONY | 001 | 14287 | 1230PM-0230PM | TR | MUS E160 | AR MCMURRAY | 20 | |
| EMUS 1307 | 1 | SYMPHONIC BAND | 001 | 14288 | 0200PM-0330PM | MWF | MUS E160 | AR MCMURRAY | 60 | |
| | | CONCERT BAND | 002 | 14289 | 0400PM-0630PM | MW | MUS E160 | RM CARNOCHAN | 50 | |
| | | CAMPUS BAND | 003 | 14290 | 0700PM-0950PM | M | MUS E160 | STAFF | 75 | |
| EMUS 1327 | 1 | SYMPHONY ORCHESTRA | 001 | 14291 | 1200PM-0130PM | MWF | MUS E160 | T KUCHAR | 50 | |
| EMUS 1367 | 1 | EARLY MUSIC ENSEMBLES | 001 | 14292 | 0100PM-0150PM | MTWR | MUS N1885 | E FARR | 20 | |
| | | EARLY MUSIC ENSEMBLES | 002 | 14293 | 0100PM-0150PM | MTWR | MUS N180B | CF WOLZIEN | 20 | |
| EMUS 1377 | 1 | CHAMBER MUSIC-BRASS | BRASS SECTIONS: 800-PINKOW, 801-SAWCHUK, 802-STANLEY, 803-ALLEN. | | | | | | | |
| | | | | 800 | TBA | | | DJ PINKOW | 10 | |
| EMUS 1387 | 1 | CHAMBER MUSIC-STRINGS | STRING SECTIONS: 800-LEHNERT, 801-JOHN, 802-GLYDE, 803-ECKERT, 804-WOLZIEN, 805-ERHARD. | | | | | | | |
| | | | | 800 | TBA | | | O LEHNERT | 10 | |
| EMUS 1397 | 1 | CHAMBER MUSIC 2-PIANO | INSTRUCTOR CONSENT REQUIRED | | | | | | | |
| | | | | 800 | TBA | | | A COOPERSTOCK | 10 | |
| EMUS 1407 | 1 | CHAMBER MUSIC-WOODWINDS | WOODWIND SECTIONS: 800-ISHIKAWA, 801-BRODY, 802-MYER, 803-STILL, 804-SILVER. | | | | | | | |
| | | | | 800 | TBA | | | Y ISHIKAWA | 10 | |
| EMUS 1417 | 1 | PERCUSSION ENSEMBLE | 001 | 14310 | 0400PM-0450PM | T | MUS C185 | D WALTER | 15 | |
| | | | | | 0300PM-0450PM | R | MUS C185 | | | |
| EMUS 1427 | 1 | JAZZ ENSEMBLE | BY AUDITION ONLY | | | | | | | |
| | | | 001 | 22578 | 0400PM-0600PM | TR | MUS E160 | J DAVIS | 25 | |
| | | | 002 | 22581 | 1200PM-0150PM | WF | MUS C112 | MP PAGAN | 25 | |
| | | | 003 | 22586 | 0615PM-0815PM | TR | MUS E160 | J FOX | 25 | |
| EMUS 1437 | 1 | INSTRUMENTAL JAZZ COMBO | BY AUDITION ONLY | | | | | | | |
| | | | 001 | 22560 | TBA | | | J DAVIS | 30 | |
| | | VOCAL JAZZ COMBO | 002 | 22564 | 0500PM-0630PM | MW | MUS NB08 | J DAVIS | 10 | |
| EMUS 1447 | 1 | GIUITAR ENSEMBLE | 800 | | 0300PM-0350PM | TR | MUS N180B | CF WOLZIEN | 15 | |
| | | | | | 0400PM-0450PM | TR | MUS C191 | | | |
| EMUS 1467 | 1 | AFRICAN ENSEMBLE | SAME AS EMUS 3467 AND 5467. | | | | | | | |
| | | | 001 | 14318 | 0400PM-0700PM | M | MUS C185 | K AMPENE | 20 | |
| | | GAMELAN ENSEMBLE | 002 | 14319 | 0600PM-0900PM | R | MUS C185 | I LASMAWAN | 20 | |
| | | JAPANESE ENSEMBLE | 003 | 14320 | 0300PM-0600PM | R | MUS N180D | J KEISTER | 20 | |
| | | NATIVE AMER ENSEMBLE | 004 | 22735 | 0500PM-0800PM | R | MUS C199 | STAFF | 20 | |
| EMUS 1477 | 1 | VOCAL JAZZ ENSEMBLE | BY AUDITION ONLY | | | | | | | |
| | | | 001 | 22611 | 0630PM-0750PM | MR | MUS C191 | J DAVIS | 10 | |
| EMUS 3217 | 1 | UNIVERSITY SINGERS | 001 | 14338 | 1200PM-1250PM | MTWR | MCKY 102 | JC CONLON | 30 | |

Core Course
Department
Course Number
Credits
Course Title

Sec. Number
Call Number
Time/Days

Bldg/Room
Instructor

Max.
Enrollment

| | | | | | | | | | | |
|-----------|---|-------------------------|--|-------|---------------|---------------|----------|-----------|------------|----|
| EMUS 5437 | 1 | INSTRUMENTAL JAZZ COMBO | PREREQ PREVIOUS PERFORMANCE EXPERIENCE IN SMALL JAZZ COMBOS. RECOMMENDED PREREQ MUS 3437, OR EQUIV. BY AUDITION ONLY | | | | | | | |
| | | | | 001 | 22563 | TBA | | J DAVIS | 30 | |
| EMUS 5437 | 1 | VOCAL JAZZ COMBO | 002 | 22566 | 0500PM-0630PM | MW | MUS NB08 | J DAVIS | 30 | |
| EMUS 5467 | 1 | WORLD MUSIC ENSEMBLE | PREREQ GRAD STANDING OR INSTRUCTOR CONSENT. SAME AS EMUS 1467 AND 3467. | | | | | | | |
| | | | | 001 | 14409 | 0400PM-0700PM | M | MUS C185 | K AMPENE | 20 |
| | | | | 002 | 14410 | 0600PM-0900PM | R | MUS C185 | I LASMAWAN | 20 |
| | | | | 003 | 14411 | 0300PM-0600PM | R | MUS N180D | J KEISTER | 20 |
| | | | | 004 | 14412 | 0500PM-0800PM | R | MUS C199 | STAFF | 10 |
| EMUS 5477 | 1 | VOCAL JAZZ ENSEMBLE | BY AUDITION ONLY | | | | | | | |
| | | | | 001 | 22613 | 0630PM-0750PM | MR | MUS C191 | J DAVIS | 10 |

Music

INDEPENDENT STUDY COURSE WORK IS AVAILABLE. PLEASE CONSULT THE DEPARTMENT OFFICE FOR FURTHER INFORMATION. EACH COURSE IN THIS DEPARTMENT HAS A COURSE FEE OF \$13 (SUBJECT TO CHANGE) FOR SPECIALIZED SUPPLIES AND EQUIPMENT. REFER TO THE TUITION AND FEES SECTION OF THIS HANDBOOK.

I. Theory and Composition

| | | | | | | | | | | |
|-----------|-----|--------------------------|--|-------|---------------|---------------|-----------|---------------|-----------|----|
| MUSC 1111 | 2 | SEM 2 THEORY | COREQ MUSC 1131. SECTION 800 IS AN HONORS SECTION. SEE DEPT FOR ELIGIBILITY. | | | | | | | |
| | | | | 001 | 18850 | 0800AM-0850AM | MW | MUS C199 | S BRUNS | 90 |
| | | | | 800 | 1100AM-1150AM | MW | MUS N1859 | D LEONG | 15 | |
| MUSC 1131 | 1 | SEM 2 AURAL SKILLS | COREQ MUSC 1111; PREREQS MUSC 1101 AND 1121. SECTION 800 IS AN HONORS SECTION. SEE DEPT FOR ELIGIBILITY. | | | | | | | |
| | | | | 001 | 18852 | 0900AM-0950AM | MW | MUS N180D | STAFF | 15 |
| | | | | 002 | 18853 | 0800AM-0850AM | TR | MUS C191 | STAFF | 15 |
| | | | | 003 | 18854 | 0800AM-0850AM | TR | MUS NB85 | STAFF | 15 |
| | | | | 004 | 18855 | 0800AM-0850AM | TR | MUS N180D | STAFF | 15 |
| | | | | 005 | 18856 | 0900AM-0950AM | TR | MUS N180D | STAFF | 15 |
| | | | | 006 | 18857 | 0900AM-0950AM | TR | MUS C191 | STAFF | 15 |
| | | | | 800 | 1000AM-1050AM | MW | MUS C125 | D LEONG | 15 | |
| MUSC 2071 | 2 | INSTRUMENTATION | 001 | 18862 | 1000AM-1050AM | MW | MUS N180D | RE TOENSING | 30 | |
| MUSC 2111 | 2 | SEM 4 THEORY | 001 | 18863 | 1000AM-1050AM | MW | MUS C191 | K WATERS | 50 | |
| | | | 002 | 18864 | 1000AM-1050AM | TR | MUS C191 | JE DRUMHELLER | 50 | |
| MUSC 2131 | 1 | SEM 4 AURAL SKILLS | 001 | 18865 | 1000AM-1050AM | MW | MUS NB85 | STAFF | 15 | |
| | | | 002 | 18866 | 1100AM-1150AM | MW | MUS C191 | STAFF | 15 | |
| | | | 003 | 18867 | 1000AM-1050AM | TR | MUS C125 | STAFF | 15 | |
| | | | 004 | 18868 | 1100AM-1150AM | TR | MUS N180D | STAFF | 15 | |
| | | | 005 | 18869 | 1100AM-1150AM | TR | MUS C191 | STAFF | 15 | |
| | | | 006 | 18870 | 1100AM-1150AM | TR | MUS C125 | STAFF | 15 | |
| MUSC 3071 | 2 | JAZZ IMPROVISATION | 001 | 22614 | 0200PM-0250PM | TR | MUS NB08 | J STEVENS | 20 | |
| MUSC 4011 | 2 | 16TH C COUNTERPOINT | 001 | 18895 | 0200PM-0250PM | TR | MUS C191 | LJ GONZALEZ | 20 | |
| MUSC 4031 | 2 | SCORING AND ARRANGING | 001 | 18896 | 1000AM-1050AM | MW | MUS NB08 | MP PAGAN | 20 | |
| MUSC 4071 | 2 | ANALYSIS 2 | 001 | 18897 | 0900AM-0950AM | TR | MUS C125 | D LEONG | 20 | |
| MUSC 4081 | 2-3 | INTRO TO MUS TECHNOLOGY | 001 | 18898 | 1230PM-0145PM | TR | MUS NB46 | J KIRTLLEY | 12 | |
| | | | 002 | 18899 | 1000AM-1050AM | MWF | MUS NB46 | SB BRADY | 12 | |
| MUSC 4121 | 3 | INTERMED MUS TECH | 001 | 18902 | 0200PM-0315PM | TR | MUS NB46 | M THEODORE | 12 | |
| MUSC 4131 | 2 | ADVANCED SYNTHESIS | 001 | 22291 | 0200PM-0250PM | MW | MUS NB46 | JE DRUMHELLER | 12 | |
| MUSC 5071 | 3 | ADVANCED ANALYSIS 2 | 001 | 18923 | 0930AM-1045AM | TR | MUS NB85 | RE TOENSING | 20 | |
| MUSC 5091 | 3 | CONTEMPORARY JAZZ THEORY | PREREQ MUSC 3091 OR EQUIV. | | | | | | | |
| | | | | 001 | 18924 | 0400PM-0515PM | MW | MUS N180D | J STEVENS | 20 |
| MUSC 5151 | 3 | TOPICS MUSIC ANALYSIS | 001 | 23568 | 0930AM-1050AM | MW | MUS C121 | S BRUNS | 12 | |
| MUSC 6051 | 3 | PEDAGOGY OF THEORY | 001 | 22752 | 1100AM-0150PM | M | MUS N285 | K WATERS | 10 | |
| MUSC 7801 | 3 | DOC SEMINAR-THEORY | 001 | 18952 | 0200PM-0450PM | M | MUS N285 | D LEONG | 10 | |

II. Musicology

| | | | | | | | | | | |
|-----------|---|------------------|-----|-------|---------------|-----|----------|--------------|----|--|
| MUSC 3812 | 3 | HISTORY OF MUSIC | 001 | 18892 | 0900AM-0950AM | MWF | MUS NB59 | J SMITH | 40 | |
| | | | 002 | 18893 | 1000AM-1050AM | MWF | MUS NB59 | OB ELLSWORTH | 40 | |

| | | | | | | | | |
|-----------|---|-------------------------|-----|-------|---|-----------|---------------|----|
| EMUS 3227 | 1 | UNIVERSITY CHOIR | 001 | 14339 | 0100PM-0150PM MTWR | MCKY 102 | LC KAPTEIN | 50 |
| EMUS 3237 | 1 | WOMEN'S CHORUS | 001 | 14340 | 0200PM-0250PM MTWR | MCKY 102 | G CANNADY | 35 |
| EMUS 3247 | 1 | MEN'S CHORUS | 001 | 14341 | 0700PM-0930PM T | MCKY 102 | J RAMSEY | 35 |
| EMUS 3257 | 1 | COLLEGIATE CHORALE | 001 | 14342 | 0400PM-0450PM MTWR | MCKY 102 | T SNYDER | 27 |
| EMUS 3297 | 1 | WIND SYMPHONY | 001 | 14343 | 1230PM-0230PM TR | MUS E160 | AR MCMURRAY | 20 |
| EMUS 3307 | 1 | SYMPHONIC BAND | 001 | 14344 | 0200PM-0330PM MWF | MUS E160 | AR MCMURRAY | 30 |
| | | CONCERT BAND | 002 | 14345 | 0400PM-0630PM MW | MUS E160 | RM CARNOCHAN | 25 |
| | | CAMPUS BAND | 003 | 14346 | 0700PM-0950PM M | MUS E160 | STAFF | 75 |
| EMUS 3327 | 1 | SYMPHONY ORCHESTRA | 001 | 14347 | 1200PM-0130PM MWF | MUS E160 | T KUCHAR | 50 |
| EMUS 3367 | 1 | EARLY MUSIC ENSEMBLES | 001 | 14348 | 0100PM-0150PM MTWR | MUS N18B5 | E FARR | 20 |
| | | EARLY MUSIC ENSEMBLES | 002 | 14349 | 0100PM-0150PM MTWR | MUS N180B | CF WOLZIEN | 20 |
| EMUS 3377 | 1 | CHAMBER MUSIC-BRASS | 800 | | BRASS SECTIONS: 800-PINKOW, 801-SAWCHUK, 802-STANLEY, 803-ALLEN. | | | |
| | | | | | TBA | | DJ PINKOW | 10 |
| EMUS 3387 | 1 | CHAMBER MUSIC-STRINGS | 800 | | STRING SECTIONS: 800-LEHNERT, 801-JOHN, 802-GLYDE, 803-ECKERT, 804-WOLZIEN, 805-ERHARD. | | | |
| | | | | | TBA | | O LEHNERT | 10 |
| EMUS 3397 | 1 | CHAMBER MUSIC 2-PIANO | 800 | | INSTRUCTOR CONSENT REQUIRED | | | |
| | | | | | TBA | | A COOPERSTOCK | 10 |
| EMUS 3407 | 1 | CHAMBER MUSIC-WOODWINDS | 800 | | WOODWIND SECTIONS: 800-ISHIKAWA, 801-BRODY, 802-MYER, 803-STILL, 804-SILVER. | | | |
| | | | | | TBA | | Y ISHIKAWA | 10 |
| EMUS 3417 | 1 | PERCUSSION ENSEMBLE | 001 | 14366 | 0400PM-0450PM T | MUS C185 | D WALTER | 15 |
| | | | | | 0300PM-0450PM R | MUS C185 | | |
| EMUS 3427 | 1 | JAZZ ENSEMBLE | 001 | 22579 | 0400PM-0600PM TR | MUS E160 | J DAVIS | 25 |
| | | | 002 | 22582 | 1200PM-0150PM WF | MUS C112 | MP PAGAN | 25 |
| | | | 003 | 22585 | 0615PM-0815PM TR | MUS E160 | J FOX | 25 |
| EMUS 3437 | 1 | INSTRUMENTAL JAZZ COMBO | 001 | 22561 | TBA | | J DAVIS | 30 |
| | | | 002 | 22565 | 0500PM-0630PM MW | MUS NB08 | J DAVIS | 10 |
| EMUS 3437 | 1 | VOCAL JAZZ COMBO | 002 | 22565 | 0500PM-0630PM MW | MUS NB08 | J DAVIS | 10 |
| EMUS 3447 | 1 | GUITAR ENSEMBLE | 800 | | 0300PM-0350PM TR | MUS N180B | CF WOLZIEN | 15 |
| | | | | | 0400PM-0450PM TR | MUS C191 | | |
| EMUS 3467 | 1 | WORLD MUSIC ENSEMBLE | 001 | 14374 | 0400PM-0700PM M | MUS C185 | K AMPENE | 20 |
| | | AFRICAN ENSEMBLE | 001 | 14374 | 0400PM-0700PM M | MUS C185 | K AMPENE | 20 |
| | | GAMELAN ENSEMBLE | 002 | 14375 | 0600PM-0900PM R | MUS C185 | ILASMAWAN | 20 |
| | | JAPANESE ENSEMBLE | 003 | 14376 | 0300PM-0600PM R | MUS N180D | J KEISTER | 20 |
| | | NATIVE AMER ENSEMBLE | 004 | 14377 | 0500PM-0800PM R | MUS C199 | STAFF | 15 |
| EMUS 3477 | 1 | VOCAL JAZZ ENSEMBLE | 001 | 22612 | 0630PM-0750PM MR | MUS C191 | J DAVIS | 10 |
| | | | 001 | 14382 | 1200PM-1250PM MTWR | MCKY 102 | JC CONLON | 30 |
| EMUS 5217 | 1 | UNIVERSITY SINGERS | 001 | 14382 | 1200PM-1250PM MTWR | MCKY 102 | JC CONLON | 30 |
| EMUS 5227 | 1 | UNIVERSITY CHOIR | 001 | 14383 | 0100PM-0150PM MTWR | MCKY 102 | LC KAPTEIN | 30 |
| EMUS 5297 | 1 | WIND SYMPHONY | 001 | 14384 | 1230PM-0230PM TR | MUS E160 | AR MCMURRAY | 20 |
| EMUS 5307 | 1 | SYMPHONIC BAND | 001 | 14385 | 0200PM-0330PM MWF | MUS E160 | AR MCMURRAY | 10 |
| EMUS 5327 | 1 | SYMPHONY ORCHESTRA | 001 | 14386 | 1200PM-0130PM MWF | MUS E160 | T KUCHAR | 50 |
| EMUS 5367 | 1 | EARLY MUSIC ENSEMBLES | 001 | 14387 | 0100PM-0150PM MTWR | MUS N18B5 | E FARR | 20 |
| EMUS 5367 | 1 | EARLY MUSIC ENSEMBLES | 002 | 14388 | 0100PM-0150PM MTWR | MUS N180B | CF WOLZIEN | 20 |
| EMUS 5377 | 1 | CHAMBER MUSIC-BRASS | 800 | | BRASS SECTIONS: 800-PINKOW, 801-SAWCHUK, 802-STANLEY, 803-ALLEN. | | | |
| | | | | | TBA | | DJ PINKOW | 10 |
| EMUS 5387 | 1 | CHAMBER MUSIC-STRINGS | 800 | | STRING SECTIONS: 800-LEHNERT, 801-JOHN, 802-GLYDE, 803-ECKERT, 804-WOLZIEN, 805-ERHARD. | | | |
| | | | | | TBA | | O LEHNERT | 10 |
| EMUS 5407 | 1 | CHAMBER MUSIC-WOODWINDS | 800 | | WOODWIND SECTIONS: 800-ISHIKAWA, 801-BRODY, 802-MYER, 803-STILL, 804-SILVER. | | | |
| | | | | | TBA | | Y ISHIKAWA | 10 |
| EMUS 5417 | 1 | PERCUSSION ENSEMBLE | 001 | 23618 | 0400PM-0450PM T | MUS C185 | D WALTER | 15 |
| | | | | | 0300PM-0450PM R | MUS C185 | | |
| EMUS 5427 | 1 | JAZZ ENSEMBLE | 001 | 22580 | 0400PM-0600PM TR | MUS E160 | J DAVIS | 25 |
| | | | 002 | 22583 | 1200PM-0150PM WF | MUS C112 | MP PAGAN | 25 |
| | | | 003 | 22584 | 0615PM-0815PM TR | MUS E160 | J FOX | 25 |

| | | | | | | | | |
|-----------|---|----------------------------|-----|-------|-------------------|----------|-------------|----|
| MUSC 4142 | 3 | AMERICAN INDIAN MUSIC | 001 | 18905 | 0200PM-0315PM TR | MUS NB59 | STAFF | 30 |
| MUSC 4712 | 3 | RENAISSANCE MUSIC | | | PREREQ MUSC 3802 | | | |
| | | | 001 | 22738 | 1100AM-1150AM MWF | MUS C125 | J SMITH | 20 |
| MUSC 4802 | 3 | JAPANESE TRADITIONS | 001 | 22740 | 1100AM-1215PM MW | MUS C121 | J KEISTER | 12 |
| MUSC 4882 | 3 | FRENCH SONG 1830-1930 | 001 | 22742 | 0930AM-1045AM TR | MUS C121 | C CABALLERO | 10 |
| MUSC 4892 | 3 | LATIN AMERICAN MUSIC | 001 | 23015 | 0100PM-0150PM MWF | MUS C191 | STAFF | 32 |
| MUSC 5142 | 3 | AMERICAN INDIAN MUSIC | 001 | 18928 | 0200PM-0315PM TR | MUS NB59 | STAFF | 30 |
| MUSC 5642 | 3 | JAZZ HISTORY & LIT | 001 | 22744 | 0900AM-0950AM MWF | MUS NB85 | K AMPENE | 10 |
| MUSC 5712 | 3 | RENN MUSIC, WHITE NOTATION | 001 | 22739 | 1100AM-1150AM MWF | MUS C125 | J SMITH | 20 |
| MUSC 5802 | 3 | JAPANESE TRADITIONS | 001 | 22741 | 1100AM-1215PM MW | MUS C121 | J KEISTER | 12 |
| MUSC 5882 | 3 | FRENCH SONG 1830-1930 | 001 | 22743 | 0930AM-1045AM TR | MUS C121 | C CABALLERO | 12 |
| MUSC 5892 | 3 | LATIN AMERICAN MUSIC | 001 | 23016 | 0100PM-0150PM MWF | MUS C191 | STAFF | 25 |
| MUSC 7832 | 3 | SEM MUSIC/CLGY CHAS. IVES | 001 | 22737 | 0330PM-0445PM TR | MUS N285 | T L RIIS | 15 |

III. Music Education

| | | | | | | | | |
|-----------|---|--------------------------|-----|-------|---|-----------|--------------|----|
| MUSC 3023 | 1 | WOODWIND CLASS | 001 | 18877 | 0800AM-0915AM TR | MUS E160 | STAFF | 20 |
| MUSC 3033 | 1 | BRASS CLASS | 001 | 18878 | 0800AM-0850AM MWF | MUS E160 | T KEENAN | 20 |
| MUSC 3153 | 2 | TCHG WOODWIND INSTRUMENT | 001 | 18882 | 0800AM-0915AM TR | MUS E160 | STAFF | 20 |
| MUSC 3193 | 2 | VOCAL PED/YOUNG VOICES | 001 | 18885 | 0900AM-0950AM MF | MUS C125 | PC MASON | 30 |
| MUSC 3223 | 2 | TEACHING BRASS INSTRMNTS | 001 | 18887 | 0800AM-0850AM MWF | MUS E160 | T KEENAN | 20 |
| MUSC 3253 | 2 | JAZZ TECH FOR THE MUS ED | | | PREREQ MUSC 1111. | | | |
| | | | 001 | 18888 | 0930AM-1020AM TR | MUS NB08 | J DAVIS | 20 |
| MUSC 3273 | 2 | STRING PED & LIT | | | PREREQS STRING TECHNIQUES OR MAJOR APPLIED. | | | |
| | | | 001 | 18889 | 0200PM-0250PM TR | MUS C125 | M BERG | 20 |
| MUSC 4103 | 1 | INTRO STUDENT TEACHING | | | PREREQ MUSC 3103, 3123, OR 3143. COREQ EDUC 4122. | | | |
| | | | 001 | 18900 | 1100AM-1150AM R | MUS N285 | J MONTGOMERY | 20 |
| MUSC 4123 | 3 | STUDENT TEACH PRAC-ELEM | 001 | 18903 | TBA | | JR AUSTIN | 20 |
| MUSC 4133 | 3 | STUDENT TEACH PRAC-SECON | 001 | 18904 | TBA | | JR AUSTIN | 20 |
| MUSC 4143 | 2 | DEVELOPING CHLDNR CHOIR | 001 | 22745 | 0500PM-0640PM T | MCKY 213 | V LIND | 20 |
| MUSC 4193 | 1 | SEM-STUDENT TEACHING | 001 | 18908 | 0230PM-0400PM W | MUS C121 | STAFF | 20 |
| MUSC 4203 | 1 | MUSIC METHODS PRACTICUM | | | PREREQ MUSC 2103. RECOMMENDED PREREQ MUSC 3176. | | | |
| | | | 001 | 18909 | TBA | | | 15 |
| | | | 002 | 18910 | TBA | | | 15 |
| MUSC 4443 | 3 | TCHG INSTRUMENTAL MUS | 001 | 18914 | 1100AM-1150AM MWF | MUS N180D | M BERG | 20 |
| MUSC 5143 | 2 | DEVELOPING CHLDNR CHOIR | 001 | 22746 | 0500PM-0640PM T | MCKY 213 | V LIND | 20 |
| MUSC 5443 | 3 | TEACH INST MUSIC | | | PREREQ: SUPERVISED TEACHING IN PUBLIC SCHOOL MUSIC SETTING. RECOMMENDED PREREQ: CONDUCTING I. | | | |
| | | | 001 | 18939 | 1100AM-1150AM MWF | MUS N180D | M BERG | 10 |
| MUSC 6203 | 2 | PSYC OF MUSIC LEARNING | 001 | 18949 | 0500PM-0640PM M | MUS C125 | J MONTGOMERY | 20 |
| MUSC 7143 | 3 | QUAL RSCH IN MUSIC EDUC | 001 | 22747 | 0400PM-0630PM R | MUS C121 | V LIND | 12 |

IV. Voice

| | | | | | | | | |
|-----------|---|------------------------|-----|-------|-------------------------|-----------|-------------|----|
| MUSC 1554 | 1 | ENGLISH DICTION | | | PREREQ ITALIAN DICTION. | | | |
| | | | 001 | 18861 | 1200PM-1250PM TR | MUS N180D | M MOTEKI | 20 |
| MUSC 3464 | 1 | GERMAN DICTION | 001 | 18891 | 0200PM-0250PM TR | MUS N180D | M MOTEKI | 20 |
| MUSC 5464 | 2 | FRENCH SONG LITERATURE | 001 | 22748 | 0100PM-0150PM MW | MUS N180D | RJ HARRISON | 15 |
| MUSC 5484 | 2 | GRAD SEM VOCAL PED | 001 | 18940 | 0900AM-1150AM F | MUS C191 | P PETERSON | 15 |

V. Keyboard

| | | | | | | | | |
|-----------|---|-----------------------|-----|-------|--------------------------------------|-----------|------------|----|
| MUSC 2325 | 2 | APPL HARMONY/KEYBOARD | 001 | 18872 | 0400PM-0450PM TR | MUS N180C | D KOREVAAR | 15 |
| MUSC 2365 | 2 | INTRO TO ACCOMPANYING | 001 | 18873 | 1200PM-0150PM F | MUS NB85 | R SPILLMAN | 20 |
| | | | 002 | 18874 | 0200PM-0250PM MW | MUS N180B | STAFF | 10 |
| MUSC 4335 | 2 | SEMINAR IN PIANO LIT | 001 | 18911 | 1200PM-1250PM TR | MUS C191 | D KOREVAAR | 15 |
| MUSC 4365 | 2 | PIANO ACCOMPANYING | | | SEC 002 REQUIRES INSTRUCTOR CONSENT. | | | |
| | | | 001 | 18912 | 1200PM-0150PM F | MUS NB85 | R SPILLMAN | 20 |
| | | | 002 | 18913 | TBA | | STAFF | 25 |
| MUSC 5255 | 2 | SERVICE PLAYING TECH | 001 | 18931 | TBA | | E FARR | 20 |
| MUSC 5335 | 2 | SEMINAR IN PIANO LIT | 001 | 18933 | 1200PM-1250PM TR | MUS C191 | D KOREVAAR | 15 |
| MUSC 5375 | 2 | OPERA FOR PIANISTS | 001 | 18938 | 0100PM-0250PM T | SEE DEPT | R SPILLMAN | 25 |

Core Course Department Course Number Credits Course Title
 Sec. Number Call Number Time/Days Bldg/Room Instructor Max. Enrollment

VI. Choral and Instrumental Music

| | | | | | | | | |
|-----------|---|------------------------|-----|-------|------------------|----------|--------------|----|
| MUSC 3186 | 2 | CONDUCTING II | 001 | 18883 | 1000AM-1050AM MW | MUS E160 | RM CARNOCHAN | 20 |
| | | | 002 | 18884 | 0300PM-0350PM TR | MCKY 102 | V LIND | 20 |
| | | | | | | | JC CONLON | |
| MUSC 5036 | 2 | BRASS LITERATURE | 001 | 22750 | 0200PM-0350PM W | MUS C191 | WJ STANLEY | 12 |
| MUSC 5136 | 2 | ADV CONDUCTING INST | 001 | 18926 | TBA | | T KUCHAR | 25 |
| | | | 002 | 18927 | TBA | | RM CARNOCHAN | 12 |
| MUSC 5156 | 2 | CHORAL MUSIC SYMPOSIUM | 001 | 18930 | 0500PM-0700PM T | SEE DEPT | JC CONLON | 30 |
| MUSC 5346 | 3 | WOODWIND PEDAGOGY | 001 | 18935 | 0930AM-1045AM TR | MUS NB59 | Y ISHIKAWA | 15 |
| MUSC 5356 | 2 | JAZZ STUDIES PRACTICUM | | | PREREQ MUSC 5256 | | | |
| | | | | 800 | TBA | | | 10 |

VII. Theses and Recitals

| | | | | | | | | |
|-----------|-----|----------------|--|-----|-----|--|---------|-----|
| MUSC 3997 | 1 | JUNIOR RECITAL | | 800 | TBA | | T GILLE | 30 |
| MUSC 4957 | 1-4 | SENIOR THESIS | | 800 | TBA | | T GILLE | 100 |
| MUSC 4997 | 1 | SENIOR RECITAL | | 800 | TBA | | T GILLE | 50 |

VIII. Interdepartmental Courses

| | | | | | | | | |
|-----------|-----|---------------------------|-----|-------|---|-----------|-------------|----|
| MUSC 2608 | 1 | STUDIES/ALEXANDER TECHNO | 001 | 18875 | 0200PM-0250PM TR | MUS NB85 | JM BRODY | 12 |
| MUSC 2987 | 1 | INTRO TO MUSIC RSCH | 001 | 18876 | 0900AM-0950AM F | MUS N285 | L. SAMPSEL | 20 |
| MUSC 4908 | 1-3 | INTERN IN MUSIC BUSINESS | | | PREREQ JR/SR STANDING. RECOMMENDED PREREQ SR STANDING. | | | |
| | | | | 800 | TBA | | | 10 |
| MUSC 4918 | 1 | TPC-YOUR MUSIC CAREER | 001 | 22751 | 0900AM-0950AM MW | MUS C191 | C FITTERMAN | 20 |
| MUSC 5708 | 2 | INTRO MUS BIBLIO RSCH | 001 | 18941 | 0900AM-0950AM MW | MUS N285 | L. SAMPSEL | 15 |
| | | | 002 | 18942 | 1000AM-1050AM MW | MUS N285 | C CABALLERO | 15 |
| MUSC 5968 | 3 | MUSIC ENTREPRENEURSHIP | 001 | 18947 | 1230PM-0150PM TR | MUS C125 | C FITTERMAN | 15 |
| ARSC 4040 | 3 | TPC-INTERDISCIPL PERFRMNC | | | SAME AS ARSC 5040. AUDITION REQUIRED. ATTEND FIRST CLASS FOR INFORMATION. | | | |
| | | | | 810 | 1200PM-0130PM W | MUS C125 | M THEODORE | 20 |
| | 0 | LAB | | L811 | 0530PM-0830PM M | THTR W150 | M SPENCER | 20 |
| ARSC 5040 | 3 | TPC-INTERDISCIPL PERFRMNC | | | SAME AS ARSC 4040. AUDITION REQUIRED. ATTEND FIRST CLASS FOR INFORMATION. | | | |
| | | | | 810 | 1200PM-0130PM W | MUS C125 | M THEODORE | 20 |
| | 0 | LAB | | L811 | 0530PM-0830PM M | THTR W150 | M THEODORE | 20 |
| | | | | | | | M SPENCER | |

Performance Music

ALL 800 SECTIONS ARE CONTROLLED ENROLLMENT. PLEASE SEE DEPARTMENT OFFICE FOR INFORMATION. EACH COURSE IN THIS DEPARTMENT HAS A COURSE FEE OF \$13 (SUBJECT TO CHANGE) FOR SPECIALIZED SUPPLIES AND EQUIPMENT. REFER TO THE TUITION AND FEES SECTION OF THIS HANDBOOK. PERFORMANCE MUSIC COURSES ARE FOR MUSIC MAJORS ONLY. COURSE NUMBERS ARE LISTED FOR FIRST-YEAR STUDY ONLY. SEE DEPT FOR UPPER-DIVISION COURSE NUMBERS AND ALL CALL NUMBERS. LISTED TIMES ARE FOR STUDIO ONLY. PRIVATE LESSONS TO BE ARRANGED.

| | | | | | | | | |
|-----------|-----|-------------------------|-----|-------|---|-----------|------------|----|
| PMUS 1205 | 1 | KEYBRD-MUSICIANSHP 2 | 001 | 19623 | 1100AM-1150AM MW | MUS N180C | STAFF | 12 |
| | | | 002 | 19624 | 0900AM-0950AM TR | MUS N180C | STAFF | 12 |
| PMUS 2105 | 1 | KEYBRD-MUSICIANSHP 2 | 001 | 19676 | 0900AM-0950AM MW | MUS N180C | STAFF | 12 |
| PMUS 2205 | 1 | KEYBRD-MUSICIANSHP 4 | | | PREREQ PMUS 2105 OR INSTRUCTOR CONSENT. | | | |
| | | | 001 | 19677 | 0800AM-0850AM TR | MUS N180C | STAFF | 12 |
| PMUS 4105 | 1 | PIANO CHAMBER MUSC/ACC | 001 | 19769 | TBA | | R SPILLMAN | 25 |
| PMUS 4125 | 1 | ADV KEYBRD MUSCIANSHP 2 | | | PREREQ PMUS 4115 OR INSTRUCTOR CONSENT. | | | |
| | | | 001 | 19770 | TBA | | | 12 |
| PMUS 4147 | 2 | OPERA THEATER 2 | 001 | 19771 | 0200PM-0350PM MF | MUS NB95 | R SPILLMAN | 20 |
| PMUS 4157 | 1-3 | OPERA PRACTICUM | | | SAME AS PMUS 5157. | | | |
| | | | 001 | 19772 | 0400PM-0600PM TWRF | MUS NB95 | DJ JACKSON | 30 |
| | | | | | 0700PM-1000PM M | MUS NB95 | | |
| PMUS 4167 | 1 | LYRIC THEATRE PRACTICUM | 001 | 19773 | TBA | | RM MUELLER | 25 |
| PMUS 4497 | 2 | VOCAL REP. COACHING | 001 | 19774 | 1100AM-1150AM MW | MUS NB85 | M MOTOKI | 12 |
| PMUS 4517 | 2 | ORCHESTRAL REPERTOIRE | 001 | | 0400PM-0450PM MW | MUS C125 | RM ERHARD | 30 |

Core Course Department Course Number Credits Course Title
 Sec. Number Call Number Time/Days Bldg/Room Instructor Max. Enrollment

| | | | | | | | | |
|-----------|------|--------------------------|--|-----|---------------------------|-----------|--------------|-----|
| TMUS 5534 | 1-3 | SP STDY-CHORAL | | 800 | TBA | | DJ PINKOW | 100 |
| TMUS 5544 | 1-3 | SP STDY-KEYBOARD | | 800 | TBA | | DJ PINKOW | 100 |
| TMUS 5554 | 1-3 | SP STDY-CONDUCTING | | 800 | TBA | | DJ PINKOW | 100 |
| TMUS 5564 | 1-3 | SP STDY-STRINGS | | 800 | TBA | | DJ PINKOW | 100 |
| TMUS 5574 | 1-3 | SP STDY-VOICE | | 800 | TBA | | DJ PINKOW | 100 |
| TMUS 5584 | 1-3 | SP STDY-WIND/PERCUSSION | | 800 | TBA | | DJ PINKOW | 100 |
| TMUS 5594 | 1-3 | SP STDY-OMNIBUS | | 800 | TBA | | DJ PINKOW | 100 |
| TMUS 5605 | 1-3 | SP STDY-MUSIC HISTORY | | | MEETS WITH TMUS 5504-801. | | | |
| | | TPC-MEDIEVAL SEXUALITIES | | 800 | TBA | | DJ PINKOW | 100 |
| | | TPC-MEDIEVAL SEXUALITIES | | 801 | 0200PM-0430PM W | LIBR M549 | BW HOLSINGER | 20 |
| TMUS 5615 | 1-3 | SP STDY-MUSIC EDUCATION | | 800 | TBA | | DJ PINKOW | 100 |
| TMUS 5625 | 1-3 | SP STDY-MUSIC THEORY | | 800 | TBA | | DJ PINKOW | 100 |
| TMUS 5635 | 1-3 | SP STDY-CHORAL | | 800 | TBA | | DJ PINKOW | 100 |
| TMUS 5645 | 1-3 | SP STDY-KEYBOARD | | 800 | TBA | | DJ PINKOW | 100 |
| TMUS 5655 | 1-3 | SP STDY-CONDUCTING | | 800 | TBA | | DJ PINKOW | 100 |
| TMUS 5665 | 1-3 | SP STDY-STRINGS | | 800 | TBA | | DJ PINKOW | 100 |
| TMUS 5675 | 1-3 | SP STDY-VOICE | | 800 | TBA | | DJ PINKOW | 100 |
| TMUS 5685 | 1-3 | SP STDY-WINDS/BRASS/PERC | | 800 | TBA | | DJ PINKOW | 100 |
| TMUS 5695 | 1-3 | SP STDY-OMNIBUS | | 800 | TBA | | DJ PINKOW | 100 |
| TMUS 6956 | 2 | MASTER'S THESIS | | 001 | 22077 | TBA | DJ PINKOW | 100 |
| TMUS 6947 | 3 | CAND FOR MASTER OF MUSIC | | 001 | 22076 | TBA | DJ PINKOW | 100 |
| TMUS 6957 | 2 | MASTER'S THESIS 2 | | 001 | 22078 | TBA | DJ PINKOW | 100 |
| TMUS 8998 | 1-10 | PH D THESIS | | 001 | 22094 | TBA | DJ PINKOW | 100 |
| TMUS 8019 | 1 | PRE-CAND FOR DOC MUS ART | | 001 | 22079 | TBA | DJ PINKOW | 100 |
| TMUS 8029 | 1 | CAND FOR DOC MUS ARTS | | 001 | 22080 | TBA | DJ PINKOW | 100 |
| TMUS 8219 | 3 | DISSERTATION PROJECT 1 | | 001 | 22081 | TBA | DJ PINKOW | 100 |
| TMUS 8229 | 3 | DISSERTATION PROJECT 2 | | 001 | 22082 | TBA | DJ PINKOW | 100 |
| TMUS 8239 | 3 | DISSERTATION PROJECT 3 | | 001 | 22083 | TBA | DJ PINKOW | 100 |
| TMUS 8249 | 3 | DISSERTATION PROJECT 4 | | 001 | 22084 | TBA | DJ PINKOW | 100 |
| TMUS 8259 | 3 | DISSERTATION PROJECT 5 | | 001 | 22085 | TBA | DJ PINKOW | 100 |
| TMUS 8269 | 3 | DISSERTATION PROJECT 6 | | 001 | 22086 | TBA | DJ PINKOW | 100 |
| TMUS 8279 | 1-3 | PERFORM RSCH DOCUMENT | | 001 | 22087 | TBA | DJ PINKOW | 100 |
| TMUS 8289 | 1 | PERFORM RSCH DOCUMENT | | 001 | 22088 | TBA | DJ PINKOW | 100 |
| TMUS 8299 | 1 | PERFORM RSCH DOCUMENT | | 001 | 22089 | TBA | DJ PINKOW | 100 |
| TMUS 8309 | 1 | PERFORM RSCH DOCUMENT | | 001 | 22090 | TBA | DJ PINKOW | 100 |
| TMUS 8319 | 3 | REPERTOIRE PROJECT | | 001 | 22091 | TBA | DJ PINKOW | 100 |
| TMUS 8329 | 2-6 | MAJOR DOC-PED PROJECT | | 001 | 22092 | TBA | DJ PINKOW | 100 |
| TMUS 8339 | 3-6 | MAJOR COMPOSITION | | 001 | 22093 | TBA | DJ PINKOW | 100 |

ROTC PROGRAMS -

Air Force Aerospace Studies - Stadium 218 (303-492-8351)

| | | | | | | | | |
|-----------|---|--------------------------|--|------|--|-----------------|---------------------|----|
| AIRR 1020 | 1 | THE AIR FORCE TODAY 2 | | 010 | 1100AM-1150AM R | STAD 112 | K NEUSE | 42 |
| | 0 | LAB | | L011 | 10081 | 0330PM-0650PM R | DUAN G1B30 SG WHITE | 42 |
| | 1 | THE AIR FORCE TODAY 2 | | 020 | 0200PM-0250PM R | DUAN G125 | K NEUSE | 70 |
| | 0 | LAB | | L021 | 10083 | 0330PM-0650PM R | DUAN G1B30 SG WHITE | 70 |
| AIRR 2020 | 1 | THE AIR FORCE WAY 2 | | 010 | 1230PM-0120PM R | STAD 112 | CM CRAWFORD | 29 |
| | 0 | LAB | | L011 | 10085 | 0330PM-0650PM R | DUAN G1B30 SG WHITE | 29 |
| | 1 | THE AIR FORCE WAY 2 | | 020 | 0200PM-0250PM R | STAD 112 | CM CRAWFORD | 34 |
| | 0 | LAB | | L021 | 10087 | 0330PM-0650PM R | DUAN G1B30 SG WHITE | 34 |
| AIRR 3020 | 3 | AIR FORCE MGMT/LDRSHIP 2 | | | TELECONFERENCE CLASS IN STAD 310 ON TUES, 2:00-3:15PM. | | | |
| | | | | 010 | 1230PM-0145PM TR | STAD 140 | W MEADOR | 42 |
| | 0 | LAB | | L011 | 10089 | 0330PM-0650PM R | DUAN G1B30 SG WHITE | 42 |
| | 3 | AIR FORCE MGMT/LDRSHIP 2 | | 020 | 0200PM-0315PM TR | STAD 140 | W MEADOR | 42 |
| | 0 | LAB | | L021 | 10091 | 0330PM-0650PM R | DUAN G1B30 SG WHITE | 42 |
| AIRR 4020 | 3 | NATNL SECURITY FORCES 2 | | | TELECONFERENCE CLASS IN STAD 310 ON TUES, 3:30-4:45PM. | | | |
| | | | | 010 | 0930AM-1045AM TR | CLRE 211 | SG WHITE | 29 |

| | | | | | | | | |
|-----------|-----|-------------------------|-----|-------|---|----------|-------------|----|
| PMUS 5147 | 2 | OPERA THEATER 2 | 001 | 19819 | 0200PM-0350PM MF | MUS NB95 | R SPILLMAN | 20 |
| PMUS 5157 | 1-3 | OPERA THEATRE PRACTICUM | 001 | 19820 | 0400PM-0600PM TWRF | MUS NB95 | DJ JACKSON | 20 |
| | | | | | 0700PM-1000PM M | MUS NB95 | | |
| PMUS 5497 | 2 | VOCAL REP. COACHING | 001 | 19821 | 1100AM-1150AM MW | MUS NB85 | M MOTEKI | 12 |
| | | | 002 | 19822 | TBA | | M MOTEKI | 6 |
| PMUS 1506 | 2-4 | BASSOON | 800 | | 0300PM-0350PM R | SEE DEPT | Y ISHIKAWA | 10 |
| PMUS 1516 | 2-4 | CLARINET | 800 | | 0300PM-0350PM R | SEE DEPT | D SILVER | 10 |
| PMUS 1526 | 2-3 | COMPOSITION | 800 | | 0200PM-0350PM M | MUS C191 | LJ GONZALEZ | 10 |
| | | | 801 | | 0200PM-0350PM M | MUS C191 | RE TOENSING | 10 |
| | | | 802 | | 0200PM-0350PM M | MUS C191 | M THEODORE | 10 |
| PMUS 1546 | 2-4 | EUPHONIUM | 800 | | 0300PM-0350PM T | SEE DEPT | M ALLEN | 10 |
| PMUS 1556 | 2-4 | FLUTE | 800 | | 0300PM-0350PM T | MUS NB59 | A STILL | 10 |
| PMUS 1566 | 2-4 | GIUITAR | | | GUITAR SECTIONS: 800-WOLZIEIN, 801-CLINE. | | | |
| | | | 800 | | 0200PM-0250PM T | MUS C112 | CF WOLZIEIN | 10 |
| PMUS 1576 | 2-4 | HARP | 800 | | 0300PM-0350PM T | SEE DEPT | LABBEEY-LEE | 5 |
| PMUS 1586 | 2-4 | HARPSICHORD | 800 | | 0300PM-0350PM T | SEE DEPT | E FARR | 5 |
| PMUS 1596 | 2-4 | HORN | 800 | | 0300PM-0350PM T | SEE DEPT | DJ PINKOW | 10 |
| PMUS 1606 | 2-4 | OBOE | 800 | | 0300PM-0350PM R | SEE DEPT | JM BRODY | 10 |
| PMUS 1616 | 2-4 | ORGAN | 800 | | 0300PM-0350PM M | SEE DEPT | E FARR | 5 |
| PMUS 1626 | 2-4 | PERCUSSION | 800 | | 0300PM-0350PM T | MUS C185 | D WALTER | 10 |
| PMUS 1636 | 2-4 | PIANO | | | PIANO SECTIONS: 800-GILLE, 801-KOREVAAR, 802-LEHNERT, 803-COOPERSTOCK, 804-GRAHAM, 805-SPILLMAN, 806-STEPHENS 807-COMPOSITION STUDENTS, 808-TA'S/GILLE. | | | |
| | | | 800 | | 0400PM-0450PM MW | SEE DEPT | T GILLE | 10 |
| PMUS 1646 | 2-4 | SAXOPHONE | 800 | | 0300PM-0350PM R | SEE DEPT | TR MYER | 10 |
| PMUS 1656 | 2-4 | STRING BASS | 800 | | 0400PM-0450PM T | SEE DEPT | PM ERHARD | 5 |
| PMUS 1666 | 2-4 | TROMBONE | 800 | | 0300PM-0350PM T | SEE DEPT | WJ STANLEY | 10 |
| PMUS 1676 | 2-4 | TRUMPET | 800 | | 0300PM-0350PM T | SEE DEPT | TM SAWCHUK | 10 |
| PMUS 1686 | 2-4 | TUBA | 800 | | 0300PM-0350PM T | SEE DEPT | M ALLEN | 5 |
| PMUS 1696 | 2-4 | VIOLA | 800 | | 0400PM-0450PM R | SEE DEPT | E ECKERT | 10 |
| PMUS 1706 | 2-4 | VIOLIN | 800 | | 0400PM-0450PM R | SEE DEPT | O LEHNERT | 5 |
| PMUS 1716 | 2-4 | VIOLINCELLO | 800 | | 0400PM-0450PM R | SEE DEPT | J GLYDE | 10 |
| PMUS 1726 | 2-4 | VOICE | | | VOICE SECTIONS: 800-HARRISON, 801-KASCH, 802-SIMSON, 803-PETERSON, 804-MASON, 805-JACKSON, 806-810 TA'S, 811-KEINATH. | | | |
| | | | 800 | | 0300PM-0350PM W | MUS C112 | RJ HARRISON | 10 |
| PMUS 1806 | 2-4 | JAZZ PIANO | 800 | | 0500PM-0550PM R | MUS NB85 | J STEVENS | 12 |
| | | | 801 | | TBA | | MP PAGAN | 12 |

Thesis Music

ALL 800 SECTIONS ARE CONTROLLED ENROLLMENT. PLEASE SEE DEPARTMENT OFFICE FOR FURTHER INFORMATION. EACH COURSE IN THIS DEPARTMENT HAS A COURSE FEE OF \$13 (SUBJECT TO CHANGE) FOR SPECIALIZED SUPPLIES AND EQUIPMENT (REFER TO THE TUITION AND FEES SECTION OF THIS HANDBOOK).

| | | | | | | | |
|-----------|-----|--------------------------|-----|---------------------------|-----------|--------------|-----|
| TMUS 4403 | 1-3 | SP STDY MUS HISTORY | 800 | TBA | | T GILLE | 12 |
| TMUS 4413 | 1-3 | SP STDY MUSIC EDUCATION | 800 | TBA | | T GILLE | 12 |
| TMUS 4423 | 1-3 | SP STDY MUSIC THEORY | 800 | TBA | | T GILLE | 12 |
| TMUS 4433 | 1-3 | SP STDY CHORAL | 800 | TBA | | T GILLE | 12 |
| TMUS 4443 | 1-3 | SP STDY KEYBOARD | 800 | TBA | | T GILLE | 15 |
| TMUS 4453 | 1-3 | SP STDY CONDUCTING | 800 | TBA | | T GILLE | 15 |
| TMUS 4463 | 1-3 | SP STDY STRINGS | 800 | TBA | | T GILLE | 15 |
| TMUS 4473 | 1-3 | SP STDY VOICE | 800 | TBA | | T GILLE | 15 |
| TMUS 4483 | 1-3 | SP STDY WIND/PERCUSSION | 800 | TBA | | T GILLE | 15 |
| TMUS 4493 | 1-3 | SP STDY OMNIBUS | 800 | TBA | | T GILLE | 15 |
| TMUS 5504 | 1-3 | SP STDY-MUSIC HISTORY | | MEETS WITH TMUS 5605-801. | | | |
| | | TPC-MEDIEVAL SEXUALITIES | 800 | TBA | | DJ PINKOW | 100 |
| | | TPC-MEDIEVAL SEXUALITIES | 801 | 0200PM-0430PM W | LIBR M549 | BW HOLSINGER | 35 |
| TMUS 5514 | 1-3 | SP STDY-MUSIC EDUCATION | 800 | TBA | | DJ PINKOW | 100 |

| | | | | | | | |
|---|-------------------------|------|-------|------------------|------------|----------|----|
| 0 | LAB | L011 | 10093 | 0330PM-0650PM R | DUAN G1B30 | SG WHITE | 29 |
| 3 | NATNL SECURITY FORCES 2 | 020 | | 0200PM-0315PM TR | HUMN 1B90 | SG WHITE | 49 |
| 0 | LAB | L021 | 10095 | 0330PM-0650PM R | DUAN G1B30 | SG WHITE | 49 |

Military Science - ROTC Stadium 215 (303-492-6495)

| | | | | | | | | |
|-----------|------------|--------------------------|-------|-----------------|------------------|-----------|-------------|----|
| MILR 1021 | 2 | ADVENTURES IN LDRSHIP 2 | 010 | | 1100AM-1215PM TR | STAD 140 | ML MINCHEW | 30 |
| 0 | LAB | L011 | 18764 | 0330PM-0450PM R | ECCR 1B40 | | | 30 |
| MILR 2041 | 3 | METHS LEADERSHIP/MGMT 2 | 010 | | 0930AM-1045AM TR | STAD 112 | ML MINCHEW | 32 |
| 0 | LAB | L011 | 18766 | 0330PM-0450PM R | ECCR 1B40 | | | 32 |
| MILR 3062 | 3 | MILITARY TRNG/OPERATNS 2 | 010 | | 0200PM-0315PM TR | ECCR 1B51 | GT SCHAEFER | 30 |
| 0 | RECITATION | R011 | 18768 | 0330PM-0450PM R | ECCR 1B40 | | | 30 |
| MILR 4082 | 3 | OFFICER LDRSHIP/DEVELOP | 010 | | 0930AM-1045AM TR | STAD 140 | MR NIFONG | 30 |
| 0 | LAB | L011 | 18770 | 0330PM-0450PM R | ECCR 1B40 | | | 30 |

Naval Science - ROTC Stadium 237 (303-492-2582)

| | | | | | | | | |
|-----------|-------------------------|-------------------------|-------|--|-------------------|------------|------------|-----|
| NAVR 2020 | 3 | SEAPOWERMARITIME AFFAIR | | NON-ROTC STUDENTS OR STUDENTS EXEMPT FROM TAKING THE LAB SHOULD REGISTER FOR SECTION 030 OR 040. | | | | |
| | | | 010 | | 1000AM-1050AM MWF | STAD 140 | DS CLINE | 35 |
| 0 | LAB | L011 | 19052 | 0330PM-0530PM R | MATH 100 | M L RANEY | | 35 |
| 3 | SEAPOWERMARITIME AFFAIR | 020 | | | 1100AM-1150AM MWF | STAD 140 | DS CLINE | 35 |
| 0 | LAB | L021 | 19054 | 0330PM-0530PM R | MATH 100 | M L RANEY | | 35 |
| 3 | SEAPOWERMARITIME AFFAIR | 030 | 19055 | 1000AM-1050AM MWF | STAD 140 | DS CLINE | | 10 |
| | | | 040 | 19056 | 1100AM-1150AM MWF | STAD 140 | DS CLINE | 10 |
| NAVR 3020 | 3 | NAVAL OPERATIONS | | NON-ROTC STUDENTS OR STUDENTS EXEMPT FROM TAKING THE LAB SHOULD REGISTER FOR SECTION 030 OR 040. | | | | |
| | | | 010 | | 0800AM-0850AM MWF | STAD 140 | C M NELSON | 18 |
| 0 | LAB | L011 | 19058 | 0330PM-0530PM R | MATH 100 | M L RANEY | | 18 |
| 3 | NAVAL OPERATIONS | 020 | | | 0900AM-0950AM MWF | STAD 140 | C M NELSON | 18 |
| 0 | LAB | L021 | 19060 | 0330PM-0530PM R | MATH 100 | M L RANEY | | 18 |
| 3 | NAVAL OPERATIONS | 030 | 19061 | 0800AM-0850AM MWF | STAD 140 | C M NELSON | | 18 |
| | | | 040 | 19062 | 0900AM-0950AM MWF | STAD 140 | C M NELSON | 18 |
| NAVR 3030 | 3 | NAVAL SHIP SYSTEMS | | NON-ROTC STUDENTS OR STUDENTS EXEMPT FROM TAKING THE LAB SHOULD REGISTER FOR SECTION 030 OR 040. | | | | |
| | | | 010 | | 0100PM-0150PM MWF | STAD 140 | J L HOWREY | 49 |
| 0 | LAB | L011 | 19064 | 0330PM-0530PM R | MATH 100 | M L RANEY | | 100 |
| 3 | NAVAL SHIP SYSTEMS | 020 | | | 0200PM-0250PM MWF | STAD 140 | J L HOWREY | 49 |
| 0 | LAB | L021 | 19066 | 0330PM-0530PM R | MATH 100 | M L RANEY | | 100 |
| 3 | NAVAL SHIP SYSTEMS | 030 | 19067 | 0100PM-0150PM MWF | STAD 140 | J L HOWREY | | 49 |
| | | | 040 | 19068 | 0200PM-0250PM MWF | STAD 140 | J L HOWREY | 49 |
| NAVR 4020 | 3 | NAVAL LEADERSHIP | | NON-ROTC STUDENTS OR STUDENTS EXEMPT FROM TAKING THE LAB SHOULD REGISTER FOR SECTION 030 OR 040. | | | | |
| | | | 010 | | 0900AM-0950AM MWF | STAD 135 | WB GARRETT | 21 |
| 0 | LAB | L011 | 19070 | 0330PM-0530PM R | MATH 100 | M L RANEY | | 21 |
| 3 | NAVAL LEADERSHIP | 020 | | | 1000AM-1050AM MWF | STAD 135 | WB GARRETT | 21 |
| 0 | LAB | L021 | 19072 | 0330PM-0530PM R | MATH 100 | M L RANEY | | 21 |
| 3 | NAVAL LEADERSHIP | 030 | 19073 | 0900AM-0950AM MWF | STAD 135 | WB GARRETT | | 21 |
| | | | 040 | 19074 | 1000AM-1050AM MWF | STAD 135 | WB GARRETT | 21 |
| NAVR 4101 | 3 | AMPHIBIOUS WARFARE | | NON-ROTC STUDENTS OR STUDENTS EXEMPT FROM TAKING THE LAB SHOULD REGISTER FOR SECTION 020. | | | | |
| | | | 010 | | 0300PM-0415PM MW | STAD 140 | M L RANEY | 10 |
| 0 | LAB | L011 | 19076 | 0330PM-0530PM R | MATH 100 | M L RANEY | | 10 |
| 3 | AMPHIBIOUS WARFARE | 020 | 19077 | 0300PM-0415PM MW | STAD 140 | M L RANEY | | 5 |

Core Course
Department
Course Number
Credits
Course Title

Sec. Number
Call Number
Time/Days

Blgd/Room
Instructor

Max.
Enrollment

Core Course
Department
Course Number
Credits
Course Title

Sec. Number
Call Number
Time/Days

Blgd/Room
Instructor

Max.
Enrollment

STUDENT LEADERSHIP PROGRAMS -

Chancellor's Leadership Residential Academic Program

Williams Village, Darley Commons 224 (303-735-1987)

| | | | | | | | | |
|---|-----------|---|--------------------------|-----|------------------|----------|-------------|----|
| ◆ | LDSP 1000 | 3 | FNDTNS OF 21ST C LDRSHIP | 800 | 0530PM-0800PM M | DLYC 101 | RJ KRAFT | 30 |
| | | | | 801 | 0530PM-0800PM T | DLYC 101 | J BERV | 30 |
| | | | | 802 | 0530PM-0800PM W | DLYC 101 | RJ KRAFT | 30 |
| | EDUC 2910 | | FIELD PRACTICUM I | 800 | 0500PM-0600PM R | DLYC 101 | RJ KRAFT | 60 |
| | | | | 801 | 0600PM-0700PM R | DLYC 101 | RJ KRAFT | 60 |
| | EDUC 2920 | | FIELD PRACTICUM II | 800 | TBA | | RJ KRAFT | 75 |
| | | | | 801 | TBA | | RJ KRAFT | 75 |
| ◆ | RLST 1620 | 3 | RELIG DIMEN /HUMAN EXPER | 800 | 0930AM-1045AM TR | DLYC 103 | GB JOHNSON | 25 |
| | PSCI 1101 | | AMERICAN POLITICAL SYS | 800 | 0330PM-0445PM TR | DLYC 101 | TJ TECZA | 25 |
| | ENGL1600 | 3 | MASTERPCS-AMERLIT | 800 | 0930AM-1045AM TR | DLYC 101 | GB MOORE | 20 |
| ◆ | HIST1020 | 3 | W CIV 2-16C TO PRESENT | 800 | 0330PM-0445PM MW | DLYC 101 | PD MITCHELL | 25 |

Student Leadership Institute Norlin M400E (303-492-8342)

| | | | | | | | | |
|-----------|---|--------------------------|------|-----------------|-----------|--|--|----|
| PRLC 1820 | 3 | COMMUNITY ISSUES/LDRSHIP | 800 | 0700PM-0900PM T | HALE 230 | | | 60 |
| | 0 | RECITATION | R801 | 0600PM-0750PM R | HUMN 1B90 | | | 10 |
| | | | R802 | 0600PM-0750PM R | HUMN 145 | | | 10 |
| | | | R803 | 0600PM-0750PM R | HUMN 180 | | | 10 |
| | | | R804 | 0600PM-0750PM R | HUMN 186 | | | 10 |
| | | | R805 | 0600PM-0750PM R | HUMN 245 | | | 10 |
| | | | R806 | 0600PM-0750PM R | HUMN 270 | | | 10 |
| PRLC 2820 | 3 | MULTILEVEL ISSUES/LDRSH | 800 | 0700PM-0900PM T | HALE 270 | | | 60 |
| | 0 | RECITATION | R801 | 0630PM-0830PM R | HALE 236 | | | 10 |
| | | | R802 | 0630PM-0830PM R | CHEM 131 | | | 10 |
| | | | R803 | 0630PM-0830PM R | CHEM 145 | | | 10 |
| | | | R804 | 0630PM-0830PM R | HLMS 181 | | | 10 |
| | | | R805 | 0630PM-0830PM R | HLMS 185 | | | 10 |
| | | | R806 | 0630PM-0830PM R | HLMS 191 | | | 10 |

The core curriculum must be satisfied by all students in the College of Arts and Sciences who began their undergraduate study in the summer of 1988 or later. Those students who finished high school in the spring of 1988 or later must also meet the college's minimum academic preparation standards, or MAPS (see page 120). You must take one course per MAPS deficiency per term. **Please note the following change in policy: If you complete a course approved to fulfill a MAPS deficiency and that course also is approved to fulfill a Core area, that course can be used to fulfill both the Core requirement and the MAPS deficiency. This change in policy applies to all Arts and Sciences students who are subject to MAPS. Please contact your academic advisor for additional information.**

There are eleven requirements of the core curriculum—four in skills acquisition and seven in the content areas of study. The requirements are all listed here, with instructions and lists of courses that will fulfill each requirement. For a complete explanation of graduation requirements in the College of Arts and Sciences, see the University of Colorado Catalog.

Selected majors are exempt from portions of the core curriculum (see sections 6, 8, 9 and 10 of the content areas of study). Content area exemptions may be used cumulatively if you are graduating with more than one eligible major.

Although a single course may appear in several areas, you may use it to meet only one core requirement.

Skills Acquisition

1. Foreign Language

While in high school, all students are required to demonstrate third-level proficiency in a single modern or classical foreign language. If you have not met this requirement at the time you enter the college, you are required to meet the deficiency by passing an appropriate third-semester college course or by passing a CU-Boulder-approved equivalency examination. Courses offered at CU that satisfy this requirement include the following:

| | | |
|--------|---------|--|
| ◆ CHIN | 2110-5 | Intermediate Chinese 1 |
| ◆ CLAS | 2114-4 | Intermediate Latin 1 |
| CLAS | 3113-3 | Intermediate Classical Greek 1 |
| ◆ FREN | 2110-3 | Second-Year French Grammar Review and Reading 1 |
| ◆ GRMN | 2010-4 | Intermediate German 1 |
| ◆ ITAL | 2110-3 | Intermediate Italian Reading, Grammar, and Composition 1 |
| JPNS | 2020-10 | Intensive Intermediate Japanese |
| JPNS | 2110-5 | Intermediate Japanese 1 |
| NORW | 2110-4 | Second-Year Norwegian Reading and Conversation 1 |
| PORT | 2110-3 | Second-Year Portuguese 1 |
| PORT | 2150-5 | Intensive Second-Year Portuguese |
| RUSS | 2010-4 | Second-Year Russian 1 |
| SLHS | 2325-4 | American Sign Language 3 |
| ◆ SPAN | 2110-3 | Second-Year Spanish 1 |
| ◆ SPAN | 2150-5 | Intensive Second-Year Spanish |
| SWED | 2110-4 | Second-Year Swedish Reading and Conversation 1 |

2. Quantitative Reasoning and Mathematical Skills

You are required to demonstrate minimum competence in Quantitative Reasoning and Mathematical Skills (QRMS). You can fulfill the requirement by passing one of the courses or sequences of courses listed below or by passing the CU-Boulder QRMS proficiency exam.

| | | | |
|------|-------|--------|--|
| a) | ECEN | 1200-3 | Telecommunications 1 |
| ◆ b) | ECON | 1078-3 | Mathematical Tools for Economists 1 |
| c) | GEOL/ | | |
| ◆ | PHYS | 1600-4 | Order, Chaos, and Complexity |
| d) | HONR | 2810-3 | Practical Statistics for the Social and Natural Sciences |
| ◆ e) | MATH | 1012-3 | Quantitative Reasoning and |
| ◆ | QRMS | 1010-3 | Mathematical Skills |
| f) | MATH | 1110-3 | The Spirit and Uses of Mathematics 1 and |
| ◆ | MATH | 1120-3 | The Spirit and Uses of Mathematics 2 |
| ◆ g) | MATH | 1150-4 | Precalculus Mathematics |
| ◆ h) | MATH/ | | |
| ◆ | QRMS | 2380-3 | Mathematics for the Environment |
| i) | PHYS | 1010-3 | Physical Science for Non-Scientists 1 |

- ◆ j) PHYS 1020-4 Physical Science for Non-Scientists 2
- ◆ k) PSCI 2074 Quantitative Research Methods
- l) Any three 1-credit math modules: MATH 1000, 1010, 1020, 1030, 1040, 1050, 1060, 1070, 1080, 1090, or 1100. It is recommended that students register for clusters of three modules, for example, MATH 1000-1020, 1020-1040, 1050-1070, or 1080-1100.
- ◆ m) Any 3 credits of mathematics courses numbered MATH 1300 and above or applied mathematics courses numbered APPM 1350 and above.

3. Written Communication

Students may meet the lower-division component of this requirement by first passing one of the approved lower-division courses or by receiving a score of 3, 4, or 5 on the English Language and Composition Advanced Placement exam.

Students may then complete the upper-division component of this requirement by passing one of the approved upper-division courses or by passing the written communication proficiency exam.

Lower-Division Courses

- ◆ ARSC 1080(3-4) College Writing and Research
- ARSC 1100(3-4) Advanced Expository Writing
- ◆ ARSC 1150-3 Writing in Arts and Sciences
- ◆ ENGL 1001-3 Freshman Writing Seminar
- EPOB 1950-3 Introduction to Scientific Writing
- HONR 2020-3 Honors Writing Workshop
- JOUR 2001-3 Mass Media Writing
- KAPH 1950-3 Intro to Scientific Writing in Kinesiology (formerly KINE 1950)
- SEWL 2021-3 Conversations in American Writing
- ◆ UWRP 1150-3 Intro. Composition: Expository Writing
- UWRP 1250-3 Intro. Composition: Argumentative Writing

Upper-Division Courses

- ◆ ARSC 3100-3 Advanced Writing and Research: Multicultural Perspectives and Academic Discourse
- ◆ ENVS 3020-3 Advanced Writing in Environmental Studies
- ◆ EPOB 3940-3 Arguments in Scientific Writing
- ◆ FINE 3007-3 Writing in the Visual Arts
- ◆ HONR 3220-3 Advanced Honors Writing Workshop
- ◆ KAPH 3700-3 Scientific Writing in Kinesiology (formerly KINE 3700)
- NRLN/
- ◆ UWRP 3020-3 Topics in Writing
- ◆ PHIL 3480-3 Critical Thinking and Writing in Philosophy
- ◆ PHYS 3050-3 Writing in Physics: Problem-Solving and Rhetoric
- ◆ RLST 3020-3 Advanced Writing in Religious Studies
- ◆ UWRP 3030-3 Writing on Science and Society
- ◆ UWRP 3040-3 Writing on Business and Society
- WMST 3800-3 Advanced Writing in Feminist Studies

4. Critical Thinking

You must pass 3 hours of specified course work at the upper-division level that requires you to practice sustained critical thinking and demonstrate such thinking in both written form and oral discussion. Some of the listed courses are intended for specific majors. Others are open to all students with a general background in the field. Note the prerequisites before registering.

| | | |
|---------|--------|---|
| ◆ AAST | 3670-3 | Japanese American Internment |
| ◆ AMST | 3950-3 | Critical Thinking in American Studies |
| ◆ ANTH | 4180-3 | Anthropological Perspectives: Contemporary Issues |
| ANTH | 4520-3 | Symbolic Anthropology |
| ANTH | 4590-3 | Urban Anthropology |
| ◆ ANTH | 4740-3 | Peoples and Cultures of Brazil |
| ASTR | 4800-3 | Space Science: Practice and Policy |
| ASTR | 4810-3 | Science and Pseudoscience in Astronomy |
| ◆ ATOC | 4800-3 | Policy Implications of Climate Controversies |
| ◆ BLST | 4670-3 | The Sixties: Critical Black Views |
| ◆ CAMW/ | | |
| NRLN | 4001-3 | Seminar on the American West |
| ◆ CHEM | 4181-4 | Instrumental Analysis |
| ◆ CHEM | 4761-4 | Biochemistry Laboratory |
| ◆ CLAS | 4040-3 | Seminar in Classical Antiquity |

◆ Indicates an arts and sciences core course scheduled this semester

| | | | | | |
|-----------------|--------|--|-------------------|--------|---|
| ♦ COMM | 3100-3 | Current Issues in Communication and Society | HONR | 4250-3 | State and Individual: Civil Disobedience |
| ECON | 4309-3 | Economics Honors Seminar 1 | HUMN | 4155-3 | Philosophy, Art, and the Sublime |
| ♦ ECON | 4999-3 | Economics in Action: A Capstone Course | HUMN | 4555-3 | The Arts of Interpretation |
| ♦ ENGL | 4038-3 | Critical Thinking in English Studies | ♦ IAFS | 4500-3 | The Post-Cold War World |
| ENVS | 4800-3 | Critical Thinking in Environmental Studies | IAFS | 4800-3 | Honors in International Affairs |
| ♦ EPOB | 4180-3 | Ecological Perspectives on Global Change | INVS/ PSCI | 4732-3 | Critical Thinking in Development |
| EPOB | 4240-3 | Advances in Animal Behavior | ♦ KAPH | 4560-3 | Quantitative Analysis in Kinesiology (formerly KINE 4560) |
| EPOB | 4270-3 | Population Genetics and Evolution | ♦ KAPH | 4660-3 | Topics in Exercise Physiology (formerly KINE 4660) |
| EPOB | 4380-3 | Respiratory Adaptations to the Environment | KAPH | 4760-3 | Critical Thinking in Motor Behavior (formerly KINE 4760) |
| EPOB | 4570-3 | Advanced Plant Physiology | LING | 4100-3 | Perspectives on Language |
| EPOB | 4590-3 | Plants and Human Affairs | ♦ MATH | 3000-3 | Introduction to Abstract Mathematics |
| ♦ EPOB | 4800-3 | Critical Thinking in Biology | MATH | 3200-3 | Introduction to Topology |
| ♦ FILM/ HUMN | 4004-3 | Film Theory | MCDB | 3330-3 | Evolution, Creationism, and the Origins of Life |
| FINE | 3009-3 | Critical Thinking in Art History | MCDB | 4140-3 | Plant Molecular Biology and Biotechnology |
| FINE | 3089-3 | Early Christian and Early Medieval Art | ♦ MCDB | 4410-3 | Human Molecular Genetics |
| FINE | 3109-3 | Art in Contemporary Society | MCDB | 4426-3 | Cell Signaling and Developmental Regulation |
| FINE | 3209-3 | Art, Culture, and Gender Diversity, 1400-1600: Renaissance Art Out of the Canon | MCDB | 4444-3 | The Cellular Basis of Disease |
| FINE | 3227-3 | Critical Thinking: Women's Art-Issues and Controversies | ♦ MCDB | 4471-3 | Mechanisms of Gene Regulation in Eukaryotes |
| FINE | 3409-3 | Modern Art, 1780-1970 | MCDB | 4480-3 | Great Literature in the Nucleic Acids |
| FINE | 4087-3 | Selected Topics in Contemporary Art | ♦ MCDB | 4680-3 | Mechanisms of Aging |
| FINE | 4729-3 | Readings/Issues in Photography | MCDB | 4750-3 | Animal Virology |
| FINE | 4739-3 | Intellectual Roots of Italian Renaissance Art | MCDB | 4790-3 | Experimental Embryology |
| FINE | 4779-3 | Multicultural Perspectives on New Mexican Santos | ♦ PACS | 4500-3 | Senior Seminar in Peace and Conflict Studies |
| ♦ FREN | 3100-3 | Introduction to Critical Reading and Writing in French Literature | PHIL/ WMST | 3110-3 | Feminist Practical Ethics |
| FREN | 3200-3 | Introduction to Literary Theory and Advanced Critical Analysis | ♦ PHIL | 3180-3 | Critical Thinking: Contemporary Topics |
| GEOG | 3002-3 | Introduction to Research in Human Geography | ♦ PHIL | 3480-3 | Critical Thinking and Writing in Philosophy |
| GEOG | 4173-3 | Research Seminar | ♦ PHIL/ ♦ PHYS | 4450-3 | History and Philosophy of Physics |
| ♦ GEOG | 4430-3 | Seminar: Conservation Trends | ♦ PHIL | 4830-3 | Senior Seminar in Philosophy |
| GEOG | 4622-3 | City Life | ♦ PHYS | 3340-3 | Introduction to Research in Optical Physics |
| ♦ GEOG | 4742-3 | Environment and Peoples | ♦ PHYS | 4420-3 | Nuclear Particle Physics |
| GEOG | 4812-3 | Environment and Development in South America | ♦ PHYS | 4430-3 | Introduction to Research in Modern Physics |
| GEOG | 4822-3 | Environment and Development in China | PSCI | 4701-3 | Symbolic Politics |
| GEOG | 4892-3 | Geography of Western Europe | PSCI | 4703-3 | Alternative World Futures |
| GEOG | 3620-3 | Controversies in Planetary Geologies | PSCI | 4704-3 | Politics and Language |
| ♦ GEOL | 4080-3 | Societal Problems and Earth Sciences | PSCI | 4711-3 | Selected Policy Problems |
| GEOL | 4500-3 | Critical Thinking in Earth Sciences | PSCI | 4714-3 | Liberalism and Its Critics |
| ♦ GRMN | 4550-3 | The Role of Academics in German Culture | PSCI | 4718-3 | Honors in Political Science |
| HIST | 3000-3 | Seminar in History (non-majors) | PSCI | 4721-3 | Rethinking American Politics |
| HIST | 3010-3 | Communist Societies in Historical Perspective | PSCI | 4731-3 | Progress and Problems in American Democracy |
| HIST | 3011-3 | Seminar in Ancient History | ♦ PSCI | 4734-3 | Politics and Literature |
| HIST | 3012-3 | Seminar in Modern European History | PSCI | 4741-3 | American Goals: Spending and Revenues |
| ♦ HIST | 3016-3 | Seminar in the History of Gender and Science | ♦ PSCI | 4751-3 | The Politics of Ideas |
| ♦ HIST | 3018-3 | Seminar in Latin American History | PSCI | 4752-3 | Seminar in Central and East European Studies |
| HIST | 3019-3 | Seminar in Asian and African History | PSCI | 4761-3 | Rethinking Political Values |
| ♦ HIST | 3110-3 | Honors Seminar | PSCI | 4771-3 | Civil Rights and Liberties in America |
| HIST | 3112-3 | Seminar in Renaissance and Reformation | ♦ PSCI | 4783-3 | Global Issues |
| ♦ HIST | 3113-3 | Seminar in Medieval and Early Modern English History | PSCI | 4792-3 | Issues in Latin American Politics |
| ♦ HIST | 3115-3 | Seminar in Early American History | PSYC | 3105-3 | Experimental Methods in Psychology |
| HIST | 3116-3 | Seminar in American Diplomatic History | ♦ PSYC | 4001-3 | Honors Seminar 2 |
| HIST | 3133-3 | Seminar in Britain Since 1688 | ♦ PSYC | 4521-3 | Critical Thinking in Psychology |
| HIST | 3212-3 | Seminar in Early Modern Europe | RLST | 3500-3 | Religion and Play |
| ♦ HIST | 3317-3 | Seminar in the American West | RLST | 3700-3 | Religion and Psychology |
| HIST | 3328-3 | Seminar in Middle Eastern History | ♦ RLST | 4800-3 | Critical Studies in Religion |
| ♦ HIST | 3414-3 | Seminar in European Intellectual Thought | ♦ SLHS | 4000-3 | Multicultural Aspects of Communication Differences and Disorders |
| HIST | 3415-3 | Seminar in Recent American History | ♦ SOCY | 4461-3 | Critical Thinking in Sociology |
| HIST | 3416-3 | Seminar in American Society and Thought | ♦ SPAN | 3100-3 | Literary Analysis in Spanish |
| HIST | 3436-3 | Seminar in American Economic History | ♦ THTR | 4021-3 | Development of Theatre 4: American Theatre and Drama |
| HIST | 3511-3 | Seminar in Medieval History | ♦ THTR | 4081-3 | Senior Seminar |
| ♦ HIST | 3516-3 | American Culture and Reform, 1880-1920 | WMST | 3090-3 | Critical Thinking in Feminist Theory |
| HIST | 3616-3 | Seminar in Women's History | | | Content Areas of Study |
| HIST | 3628-3 | Seminar in Recent Chinese History | | | 5. Historical Context (3 hours) |
| HIST/ WMST | 3656-3 | History of Women in Progressive Social Movements | | | You may choose to meet this 3-hour requirement by passing any course listed below. |
| HIST | 3713-3 | Seminar in Russian History | ♦ ANTH | 1180-3 | Maritime People: Fishers and Seafarers |
| HIST | 3718-3 | Seminar in Japanese History | ANTH | 1190-3 | Origins of Ancient Civilizations |

♦ Indicates an arts and sciences core course scheduled this semester

| | | |
|---------------|--------|---|
| ◆ CEES | 1000-3 | Introduction to Central and East European Studies |
| ◆ HIST | 1002-3 | |
| CLAS/ HIST | 1051-3 | The World of Ancient Greeks |
| CLAS/ HIST | 1061-3 | The Rise and Fall of Ancient Rome |
| ◆ CLAS | 1140-3 | Roman Civilization |
| ◆ ECON | 4514-3 | Economic History of Europe |
| ENGL/ HIST | 3164-3 | History and Literature of Georgian England |
| ENGL/ HIST | 4113-3 | History and Culture of Medieval England |
| ◆ HIST | 1010-3 | Western Civilization 1: Antiquity to the 16th Century |
| ◆ HIST | 1020-3 | Western Civilization 2: 16th Century to the Present |
| HIST | 1038-3 | Introduction to Latin American History |
| HIST | 1040-3 | Honors: Western Civilization 2 |
| ◆ HIST | 1113-3 | History of England to 1660 |
| HIST | 1123-3 | History of England 1660 to Present |
| HIST | 1180-3 | History of Christianity: From the Reformation |
| HIST | 1208-3 | Sub-Saharan Africa to 1800 |
| ◆ HIST | 1308-3 | Introduction to Middle Eastern History |
| ◆ HIST | 1608-3 | Introduction to Chinese History |
| HIST | 1708-3 | Introduction to Japanese History |
| ◆ HIST | 2100-3 | Revolution in History |
| ◆ HIST | 2113-3 | Early Modern England (1450-1700) |
| ◆ HIST | 2222-3 | War and Society in the Modern World |
| ◆ HIST | 2543-3 | Medieval Nations |
| ◆ HONR | 2251-3 | Introduction to the Bible |
| HUMN | 1010-6 | Intro to Humanities 1 |
| ◆ HUMN | 1020-6 | Intro to Humanities 2 |
| ◆ PHIL | 1010-3 | Intro to Western Philosophy: Ancient |
| ◆ PHIL | 1020-3 | Intro to Western Philosophy: Modern |
| ◆ PHIL | 3000-3 | History of Ancient Philosophy |
| ◆ PHIL | 3010-3 | History of Modern Philosophy |
| PHIL | 3410-3 | History of Science: Ancients to Newton |
| ◆ PHIL | 3430-3 | History of Science: Newton to Einstein |
| ◆ RLST | 3000-3 | The Christian Tradition |
| RLST | 3100-3 | Judaism |
| ◆ RUSS | 2211-3 | Introduction to Russian Culture |
| SCAN | 2202-3 | The Vikings |

6. Cultural and Gender Diversity (3 hours)

You are required to pass 3 hours of course work from any course listed below. Students who graduate with a major in Ethnic Studies are exempt from completing the Cultural and Gender Diversity requirement.

| | | |
|--------------------------|--------|--|
| AAST | 1015-3 | Introduction to Asian American Studies |
| ◆ AAST | 2210-3 | The Japanese American Experience |
| ◆ AAST | 3671 | |
| ◆ CHST/ ETHN/ WMST | 3670-3 | Immigrant Women in the Global Economy |
| AIST | 1125-3 | Exploring a Non-Western Culture: Hopi and Navajo |
| ANTH | 1120-3 | |
| ◆ AIST | 2000-3 | Introduction to American Indian Studies: Precontact Native America |
| AIST | 2015-3 | Topical Issues in Native North America |
| AIST/ RLST | 2700-3 | American Indian Religious Traditions |
| ◆ AIST/ WMST | 3210-3 | American Indian Women |
| ◆ AIST | 4565-3 | |
| ◆ ANTH | 4560-3 | North American Indian Acculturation |
| ◆ ANTH | 1100-3 | Exploring a Non-Western Culture: The Tamils |
| ANTH | 1110-3 | Exploring a Non-Western Culture: Japan |
| ANTH | 1130-3 | Exploring a Non-Western Culture: Amazonian Tribal Peoples |
| ANTH | 1140-3 | Exploring a Non-Western Culture: The Maya |
| ◆ ANTH/ BLST | 1150-3 | Exploring a Non-Western Culture: Regional Cultures of Africa |
| ANTH | 1160-3 | The Ancient Egyptian Civilization |
| ◆ ASTR | 2000-3 | Ancient Astronomies |
| BLST | 2000-3 | Introduction to Afro-American Studies |

| | | |
|-------------------|--------|--|
| ◆ BLST | 2200-3 | Contemporary Black Protest Movements |
| BLST | 2210-3 | Black Social and Political Thought |
| ◆ BLST/ SOCY | 3023-3 | African American Family in U.S. Society |
| BLST/ PSCI | 3101-3 | Black Politics |
| ◆ CHST | 1015-3 | Introduction to Chicano Studies |
| CHST | 1031-3 | Chicano Fine Arts and Humanities |
| CHST/ HIST | 2537-3 | Chicano History |
| CHST/ WMST | 3135-3 | Chicana Feminisms and Knowledges |
| CHST | 3153-3 | Folklore and Mythology of the Hispanic Southwest |
| ◆ CHST | 4133-3 | |
| ◆ PSCI | 4131-3 | Latinos and the U.S. Political System |
| CLAS/ WMST | 2100-3 | Women in Ancient Greece |
| CLAS/ WMST | 2110-3 | Women in Ancient Rome |
| ◆ EALC | 1011-4 | Introduction to Traditional East Asian Civilizations (formerly EALL 1011) |
| EALC | 1021-4 | East Asian Civilizations: Modern Period (formerly EALL 1021) |
| ◆ ECON | 4626-3 | Economics of Inequality and Discrimination |
| ◆ EMUS | 2772-3 | World Musics |
| ◆ ENGL/ WMST | 1260-3 | Introduction to Women's Literature |
| ◆ ENGL/ ETHN | 1800-3 | American Ethnic Literatures |
| ◆ ENGL | 3677-3 | Jewish-American Fiction and Old World Backgrounds |
| ETHN | 3675-3 | Fight the Power: People of Color and Social Movement Struggles |
| ◆ FARR/ LDSP | 2400-3 | Understanding Privilege and Oppression in Contemporary Society |
| FILM | 3013-3 | Women and Film |
| FINE | 3209-3 | Art, Culture, and Gender Diversity 1400-1600: Renaissance Art Out of the Canon |
| FREN | 1700-3 | Francophone Literature in Translation |
| FREN/ HUMN | 4500-3 | Reading the Orient: French Literature and Exoticism |
| GEOG/ ◆ WMST | 3672-3 | Gender and Global Economy |
| GEOG | 3822-3 | Geography of China |
| GRMN | 3501-3 | Jewish-German Writers: Enlightenment to Present Day |
| ◆ HIST | 2437-3 | Afro-American History |
| ◆ HIST | 2616-3 | Women's History |
| HIST | 2626-3 | Gender and Culture |
| HONR | 1810-3 | Honors Diversity Seminar |
| ◆ HONR/ WMST | 3004-3 | Women in Education |
| HONR | 4025-3 | Heroines and Heroic Tradition |
| ◆ HUMN | 3065-3 | Feminist Theory/Women's Art |
| HUMN | 3145-3 | African America in the Arts |
| HUMN | 4064-3 | "Primitivism" in Art and Literature |
| ◆ ITAL | 4150-3 | "The Decameron" and the Age of Realism |
| ◆ ITAL | 4730-3 | Italian Feminisms: Culture, Theory, and Narratives of Difference |
| LAMS | 1000-3 | Introduction to Latin American Studies |
| LGBT | 2000-3 | Introduction to Lesbian, Gay, Bisexual and Transgender Studies |
| WMST | 2030-3 | |
| ◆ LING | 2400-3 | Language and Gender |
| LING | 3220-3 | American Indian Languages in Social-Cultural Context |
| ◆ PHIL/ ◆ WMST | 2290-3 | Philosophy and Women |
| PSCI/ WMST | 4271-3 | Sex Discrimination: Constitutional Issues |

◆ Indicates an arts and sciences core course scheduled this semester

- ♦ PSCI/
- ♦ WMST 4291-3 **Sex Discrimination: Federal and State Law**
- PSYC/
- WMST 2700-3 **Psychology of Contemporary American Women**
- RLST/
- WMST 2800-3 **Women and Religion**
- RLST 3510-3 **Australian Religions**
- ♦ RUSS/
- ♦ WMST 4471-3 **Women in 20th Century Russian Culture**
- ♦ SOCY/
- ♦ WMST 1006-3 **The Social Construction of Sexuality**
- ♦ SOCY/
- ♦ WMST 1016-3 **Sex, Gender, and Society 1**
- ♦ SOCY 2026-3 **Man and Masculinity**
- SOCY/
- WMST 3012-3 **Women, Development and Fertility**
- ♦ WMST 2000-3 **Introduction to Feminist Studies**
- ♦ WMST 2020-3 **Social Construction of Femininities and Masculinities**
- ♦ WMST 2050-3 **Women and Society**

7. United States Context (3 hours)

This 3-hour requirement may be fulfilled by passing any course listed below.

- AAST/
- HIST 1717-3 **Asian American History**
- ♦ AAST 3013-3 **Asian Pacific American Communities**
- ♦ AAST/
- ♦ AMST/
- ♦ WMST 3900-3 **Asian American Women**
- /AIST 2015-3 **Topical Issues in Native North America**
- AMST 2000-3 **Themes in American Culture 1**
- ♦ AMST 2010-3 **Themes in American Culture 2**
- ♦ AMST/
- ♦ FINE 3509-3 **American Art**
- AMST 4500-3 **American Autobiography**
- ANTH 3170-3 **America: An Anthropological Perspective**
- BAKR 1500-3 **Colorado: History, Ecology & Environment**
- BLST 2015-3 **History of the Black Experience 1**
- ♦ BLST 2016-3 **History of the Black Experience 2**
- ♦ BLST/
- SOCY 3023-3 **African American Family in U.S. Society**
- CAMW 2001-3 **The American West**
- CHST/
- HIST 2537-3 **Chicano History**
- ECON 1524-3 **Economic History of the U.S.**
- ECON 4524-3 **Economic History of the U.S.**
- ♦ ECON 4697-3 **Industrial Organization and Regulation**
- ♦ EMUS 2752-3 **History of the United States: Folk/Popular Music**
- ♦ ETHN/
- ♦ SOCY 1015-3 **U.S. Race and Ethnic Relations**
- ♦ HIST 1015-3 **History of the United States to 1865**
- ♦ HIST 1025-3 **History of the United States since 1865**
- HIST 1035-3 **Honors: History of the United States to 1865**
- ♦ HIST 1045-3 **Honors: History of the United States since 1865**
- HIST 2015-3 **The History of Early America**
- ♦ HIST 2117-3 **History of Colorado**
- HIST 2126-3 **Modern U.S. Politics and Diplomacy**
- ♦ HIST 2166-3 **The Vietnam Wars**
- ♦ HIST 2215-3 **The Era of the American Revolution**
- ♦ HIST 2227-3 **History of the American Southwest**
- HIST 2316-3 **History of American Popular Culture**
- HIST 2326-3 **Issues in American Thought and Culture**
- ♦ HIST 2437-3 **Afro-American History**
- HIST 2746-3 **Christianity in American History**
- HIST 2837-3 **Topics in American Working Class History**
- HIST 2866-3 **American History and Film**
- ♦ HIST 4315-3 **Civil War and Reconstruction**
- ♦ HIST 4326-3 **Health and Disease in the United States**
- HIST 4516-3 **U.S. Society in the 19th Century**
- HIST 4526-3 **U.S. Society in the 20th Century**
- HUMN 3145-3 **African-America in the Arts**
- ♦ LING 1000-3 **Language in U.S. Society**

- ♦ PHIL 1200-3 **Philosophy and Society**
- PHIL 2220-3 **The Nature of Law**
- ♦ PSCI 1101-3 **American Political System**
- ♦ PSCI 3011-3 **The American Presidency**
- ♦ PSCI 3054-3 **American Political Thought**
- PSCI 3061-3 **State Government and Politics**
- PSCI 3071-3 **Urban Politics**
- ♦ PSCI 3163-3 **American Foreign Policy**
- PSCI 3171-3 **Government and Capitalism in the U.S.**
- PSCI 4021-3 **Legislatures and Legislation**
- RLST 2450-3 **Self, Society, and Spirituality Since the Sixties**
- RLST 2500-3 **Religion in the United States**
- RLST 3050-3 **Religion and Literature in America**
- SOCY 1012-3 **Population Issues in the United States**
- ♦ SOCY/
- ♦ WMST 3016-3 **Marriage and the Family in U.S. Society**
- ♦ SOCY 3151-3 **Self in Modern Society**
- ♦ WMST 2400-3 **History of Women and Social Activism**
- WMST 2500-3 **History of the U.S. Feminist Movement**

8. Literature and the Arts (6 hours)

You are required to pass 6 hours of course work in literature and the arts, of which at least 3 hours must be upper division, unless you elect to complete either HUMN 1010 or HUMN 1020.

If you graduate with a major dealing in depth with literature and arts (Chinese, Classics, Dance, English, Film Studies, Fine Arts, French, Germanic Studies, Humanities, Italian, Japanese, Portuguese, Russian, Spanish, or Theatre), you are exempt from this requirement.

Lower-Division Courses

- CHIN 1051-3 **Masterpieces of Chinese Literature in Translation**
- ♦ CLAS/
- ♦ FINE 1009-3 **Introduction to Greek Art and Archaeology**
- CLAS/
- FINE 1019-3 **Introduction to Roman Art and Architecture**
- ♦ CLAS 1100-3 **Greek Mythology**
- ♦ CLAS 1110-3 **Masterpieces of Greek Literature in Translation**
- ♦ CLAS 1120-3 **Masterpieces of Roman Literature in Translation**
- DNCE 1029-3 **Dance as a Universal Language**
- ♦ EMUS 1832-3 **Appreciation of Music**
- EMUS 2762-3 **Music and Drama**
- EMUS 2862-3 **American Film Musical, 1926-1954**
- ♦ ENGL 1500-3 **Masterpieces of British Literature**
- ♦ ENGL 1600-3 **Masterpieces of American Literature**
- FINE 1309-3 **History of World Art 1**
- ♦ FINE 1409-3 **History of World Art 2**
- FINE 1709-3 **Experiencing Art—Image, Artist, and Idea**
- FINE 2409-3 **Introduction to Asian Arts**
- FREN 1200-3 **Medieval Epic and Romance**
- ♦ FREN 1800-3 **Contemporary French Literature in Translation**
- GRMN 1602-3 **Metropolis and Modernity**
- ♦ GRMN 2501-3 **Twentieth Century German Short Story**
- HONR 2860-3 **The Figure of Socrates**
- HUMN 1010-6 **Introduction to Humanities 1**
- ♦ HUMN 1020-6 **Introduction to Humanities 2**
- JPNS 1051-3 **Masterpieces of Japanese Literature in Translation**
- RLST 2200-3 **Religion and Dance**
- RUSS 2231-3 **Fairy Tales of Russia**
- ♦ SPAN 1000-3 **Cultural Difference through Hispanic Literature**
- ♦ THTR 1009-3 **Introduction to Theatre**
- THTR 1011-3 **Development of Theatre 1: Classical Theatre and Drama**

Upper-Division Courses

- CLAS 4110-3 **Greek and Roman Epic**
- ♦ CLAS 4120-3 **Greek and Roman Tragedy**
- CLAS 4130-3 **Greek and Roman Comedy**
- DNCE 3029-3 **Looking at Dance**
- DNCE 4017-3 **History and Philosophy of Dance**
- EMUS 3822-3 **Music Literature 1**
- ♦ EMUS 3832-3 **Music Literature 2**
- ♦ ENGL 3000-3 **Shakespeare/Non-Majors**

| | | |
|-------------------|--------|--|
| ◆ ENGL | 3060-3 | Modern and Contemporary Literature |
| FINE | 4329-3 | Modern Art 1 |
| FINE | 4619-3 | Quattrocento Art of Florence and Central Italy |
| FINE | 4659-3 | The Roman Baroque |
| FINE | 4759-3 | 17th Century Art and the Concept of the Baroque |
| ◆ FREN | 3110-3 | Main Currents of French Literature 1 |
| ◆ FREN | 3120-3 | Main Currents of French Literature 2 |
| FREN | 3200-3 | Introduction to Literary Theory and Advanced Critical Analysis |
| FREN | 4300-3 | Theatre and Modernity in 17th Century France |
| FREN/ HUMN | 4500-3 | Reading the Orient: French Literature and Exoticism |
| GRMN | 3502-3 | Literature in the Age of Goethe |
| GRMN/ HUMN | 4504-3 | Goethe's Faust |
| ◆ HUMN | 3065-3 | Feminist Theory/Women's Art |
| HUMN | 3440-3 | Literature and Medicine |
| HUMN | 4064-3 | "Primitivism" in Art and Literature |
| ◆ HUMN/ ◆ RUSS | 4821-3 | 20th Century Russian Literature and Art |
| ITAL | 4140-3 | Age of Dante: Readings from the Divine Comedy |
| ◆ ITAL | 4150-3 | "The Decameron" and the Age of Realism |
| ◆ ITAL | 4730-3 | Italian Feminisms: Culture, Theory, and Narratives of Difference |
| RUSS | 4811-3 | 19th Century Russian Literature in Translation |
| ◆ SCAN | 3202-3 | Old Norse Mythology |
| ◆ SCAN | 3203-3 | Masterpieces of Modern Scandinavian Literature |
| ◆ SCAN | 3204-3 | Medieval Icelandic Sagas |
| SCAN | 3205-3 | Scandinavian Folk Narrative |
| SPAN | 3700-3 | Selected Readings: Spanish Literature in Translation |
| SPAN | 3800-3 | Selected Readings: Modern Latin American Literature in Translation |
| THTR | 3011 | Development of American Musical Theatre |

9. Natural Science (13 hours minimum)

The natural science requirement, which consists of passing 13 hours of approved natural science course work, includes one two-semester sequence of courses and at least 1 credit hour of an associated laboratory or field experience.

No more than two lower-division courses may be taken from any single department (1-credit-hour laboratory/field experience courses are excepted).

Students who graduate with a major in the natural sciences (Biochemistry, Chemistry, EPOB, Geology, Kinesiology, MCDB, Physics, or students who graduate with a minor in EPOB) are exempt from completing the natural science requirement.

Two-Semester Sequences

(Note: Although not recommended, the first semester of a sequence may be taken as a single course. Also, some sequences have included or optional laboratories.)

| | | |
|--------|--------|--|
| ◆ ANTH | 2010-3 | Introduction to Physical Anthropology 1 |
| | 2020-3 | & 2 (optional labs ANTH 2030, 2040) |
| ◆ ANTH | 2050-4 | Honors: Human Origins 1 |
| | 2060-4 | & 2 (optional labs ANTH 2030, 2040) |
| ◆ ASTR | 1010-4 | Introductory Astronomy 1 |
| ◆ | 1020-3 | & 2 (lab included) (previously APAS 1010 and 1020) |
| ◆ ASTR | 1030-4 | Accelerated Introductory Astronomy 1 & 2 |
| ◆ | 1040-4 | (lab included in ASTR 1030) (previously APAS 1030 and 1040) |
| ◆ ASTR | 1110-3 | General Astronomy: The Solar System and |
| ◆ | 1020-3 | Introductory Astronomy 2 |
| ◆ ATOC | 1050-3 | Weather and Atmosphere (APAS 1150 may be used in place of ATOC 1050) and |
| ◆ ATOC | 1060-3 | Our Changing Environment: El Nino, Ozone, and Climate |
| ◆ CHEM | 1011-3 | Environmental Chemistry 1 |
| ◆ | 1031-4 | & 2 (lab included) |
| ◆ CHEM | 1051-4 | Introduction to Chemistry and |

| | | |
|--------|--------|--|
| ◆ | 1071-4 | Introduction to Organic and Biochemistry (lab included) |
| ◆ CHEM | 1111-5 | General Chemistry 1 & |
| ◆ | 1131-5 | 2 (lab included) |
| ◆ CHEM | 1111-5 | General Chemistry 1 and |
| ◆ | 1071-4 | Introduction to Organic Biochemistry (lab included) |
| ◆ CHEM | 1151-6 | Honors General Chemistry 1 |
| ◆ | 1171-6 | & 2 (lab included) |
| ◆ EPOB | 1030-3 | Biology: A Human Approach 1 |
| ◆ | 1040-3 | & 2 (optional lab EPOB 1050) |
| ◆ EPOB | 1210-3 | General Biology 1 |
| ◆ | 1220-3 | & 2 (optional labs EPOB 1230, 1240) |
| ◆ EPOB | 2050-4 | Environmental Biology and |
| ◆ | 2060-4 | Cellular and Integrative Physiology Lab |
| ◆ EPOB | 2070-4 | Genetics: Molecules to Population and |
| ◆ | 2080-4 | Evolutionary Biology |
| ◆ EPOB | 2650-5 | Honors Environmental Biology and |
| ◆ | 2660-5 | Honors Cellular and Integrative Physiology (lab included) |
| ◆ GEOG | 1001-4 | Environmental Systems 1 & 2: |
| ◆ | 1011-4 | Climate and Vegetation, Landforms and Water (lab included) |
| ◆ GEOL | 1010-3 | Introduction to Geology 1 |
| | 1020-3 | & 2 (optional lab GEOL 1080) |
| ◆ GEOL | 1060-4 | Global Change 1 & 2—An Earth Science |
| ◆ | 1070-3 | Perspective (optional lab GEOL 1110) |
| ◆ MCDB | 1150-3 | Introduction to Molecular Biology and |
| ◆ | 2150-3 | Principles of Genetics (optional labs MCDB 1151, 2151) |
| ◆ PHYS | 1010-3 | Physical Science for Non-Scientists |
| | 1020-4 | 1 & 2 (lab included) |
| ◆ PHYS | 1110-4 | General Physics 1 & 2 |
| ◆ | 1120-4 | (optional lab PHYS 1140) |
| ◆ PHYS | 2010-5 | General Physics 1 & 2 (lab included) |
| ◆ | 2020-5 | |
| ◆ PSYC | 2012-3 | Biological Psychology 1 & 2 |
| | 2022-3 | |

Non-Sequence Courses

| | | |
|-----------------------------|------------------|--|
| ◆ ANTH | 3000-3 | Primate Behavior |
| ANTH | 3010-3 | The Human Animal |
| ARSC/ GEOL | 2110-4 | Physical Science of The Earth System (lab included) |
| ARSC | 2115-4 | Life Science of the Earth Systems (lab included) |
| ◆ ASTR | 1110-3 | General Astronomy: The Solar System |
| ◆ ASTR | 1120-3 | General Astronomy: Stars and Galaxies |
| ◆ ASTR | 2000-3 | Ancient Astronomies of the World |
| ◆ ASTR | 2010-3 | Modern Cosmology: Origin and Structure of the Universe |
| ◆ ASTR | 2020-3 | Introduction to Space Astronomy |
| ◆ ASTR | 2030-3 | Black Holes |
| ◆ ASTR/ ◆ ASEN | 3060-3 | Introduction to Space Experimentation |
| ◆ ASTR | 3210-3 | Intermediate Astronomy: Solar System |
| ◆ ASTR | 3220-3 | Intermediate Astronomy: Stars and Galaxies |
| ◆ ATOC | 3180-3 | Aviation Meteorology |
| ◆ ATOC | 3300-3 | Analysis of Climate and Weather Observations |
| ◆ GEOG | 3301-3 | |
| ◆ ATOC | 3500-3 | Air Chemistry and Pollution |
| ◆ ATOC/ ENVS/ ◆ GEOG/ | 3600-3 3601-3 | Principles of Climate |
| ◆ CHEN | 1000-3 | Creative Technology |
| ◆ CLAS | 2020-3 | |
| ◆ ENVS/ ◆ GEOL | 3520-3 | Environmental Issues in Geosciences |
| ◆ EPOB | 3150-3 | Introduction to Tropical Conservation Biology |
| ◆ EPOB | 3180-3 | Global Ecology |
| ◆ EPOB | 3190-3 | Tropical Marine Ecology |
| ◆ GEOG | 3511-4 | Introduction to Hydrology |
| ◆ GEOG/ ◆ GEOL | 4241-4 | Principles of Geomorphology (lab included) |

◆ Indicates an arts and sciences core course scheduled this semester

| | | | |
|---|------|--------|---|
| ◆ | PHYS | 1600-3 | Order, Chaos, and Complexity |
| | GEOL | 2100-3 | Environmental Geology |
| ◆ | GEOL | 3040-3 | Global Change: The Geological Record |
| ◆ | GEOL | 3070-3 | Introduction to Oceanography |
| ◆ | GEOL | 3500-3 | Mineral Resources, World Affairs and the Environment |
| | GEOL | 3720-3 | Evolution of Life: The Geological Record |
| | GEOL | 4950-3 | Natural Catastrophes and Geologic Hazards |
| | HIST | 4314-3 | History of Science from the Ancients to Newton |
| ◆ | KAPH | 3420-3 | Nutrition, Health and Performance (formerly KINE 3420) |
| | MCDB | 1030-3 | Plagues, People and Microorganisms |
| | MCDB | 1041-3 | Fundamentals of Human Genetics |
| ◆ | MCDB | 3150-3 | Biology of the Cancer Cell |
| | MCDB | 3330-3 | Evolution, Creationism, and Origins of Life |
| ◆ | PHIL | 1400-3 | Philosophy and the Sciences |
| | PHIL | 3410-3 | History of Science: Ancients to Newton |
| ◆ | PHIL | 3430-3 | History of Science: Newton to Einstein |
| ◆ | PHYS | 1230-3 | Light and Color |
| ◆ | PHYS | 1240-3 | Sound and Music |
| | PHYS | 2900-4 | Science, Computer Images and the Internet |
| | PHYS | 3070-3 | Energy and the Environment |
| ◆ | SLHS | 2010-3 | Science of Human Communication |

1-Credit-Hour Laboratory/Field Courses

(Note: Each course below has a prerequisite or corequisite.)

| | | | |
|---|------|--------|--|
| | ANTH | 2030-1 | Laboratory in Physical Anthropology 1 |
| ◆ | ANTH | 2040-1 | Laboratory in Physical Anthropology 2 |
| ◆ | ATOC | 1070-1 | Weather and the Atmosphere Laboratory |
| ◆ | EPOB | 1050-1 | Biology: A Human Approach Laboratory |
| | EPOB | 1230-1 | General Biology Laboratory 1 |
| ◆ | EPOB | 1240-1 | General Biology Laboratory 2 |
| ◆ | GEOL | 1080-1 | Introduction to Geology Laboratory 1 |
| ◆ | GEOL | 1110-1 | Global Change Laboratory |
| | MCDB | 1151-1 | Introduction to Molecular Biology Laboratory |
| ◆ | MCDB | 2151-1 | Principles of Genetics Laboratory |
| ◆ | PHYS | 1140-1 | Experimental Physics 1 |

10. Contemporary Societies (3 hours)

You may satisfy this 3-hour requirement by passing any course listed below.

If you graduate with a major in Anthropology, Economics, International Affairs, Political Science, Psychology, or Sociology, you are exempt from the contemporary societies requirement.

| | | | |
|---|-------|--------|--|
| | AAST | 1015-3 | Introduction to Asian American Studies |
| ◆ | AAST | 3013-3 | Asian Pacific American Communities |
| ◆ | AIST | 4565-3 | North American Indian Acculturation |
| ◆ | ANTH | 4560-3 | |
| ◆ | BLST | 2200-3 | Contemporary Black Protest Movements |
| | BLST | 2210-3 | Black Social and Political Thought |
| | BLST/ | | |
| | PSCI | 3101-3 | Black Politics |
| | BLST/ | | |
| | RLST | 3125-3 | Black Religious Life in America |
| ◆ | COMM | 2210-3 | Perspectives on Human Communication |
| ◆ | COMM | 2400-3 | Communication and Society |
| ◆ | ECON | 1000-4 | Introduction to Economics |
| | ECON | 1001-3 | Introduction to Economics: Kittredge Honors |
| ◆ | ECON | 2010-4 | Principles of Microeconomics |
| ◆ | ECON | 2020-4 | Principles of Macroeconomics |
| ◆ | ECON | 3403-3 | International Economics and Policy |
| ◆ | ECON | 3535-3 | Natural Resource Economics |
| ◆ | ECON | 3545-3 | Environmental Economics |
| ◆ | EDUC | 3013-4 | School and Society |
| ◆ | FARR/ | | Understanding Privilege and Oppression in |
| ◆ | LDSP | 2400-3 | Contemporary Society |
| | GEOG | 3742-3 | Place, Power, and Contemporary Culture |
| | GRMN | 1601-3 | Introduction to Modern German Culture and Civilization |
| | HIST | 2126-3 | Modern U.S. Politics and Diplomacy |
| ◆ | HIST | 2166-3 | The Vietnam Wars |
| | HONR | 1820-3 | Critical Issues in Contemporary Societies |
| | HUMN | 4835-3 | Literature and Social Violence |
| ◆ | IAFS | 1000-4 | Global Issues and International Affairs |

| | | | |
|---|-------|--------|--|
| | INVS/ | | |
| ◆ | PSCI | 4732-3 | Critical Thinking in Development |
| ◆ | LING | 1000-3 | Language in U.S. Society |
| | PHIL | 2230-3 | Law and Morality |
| | PRLC | 1820-3 | Community Issues in Leadership |
| ◆ | PSCI | 1101-3 | American Political System |
| ◆ | PSCI | 2012-3 | Introduction to Comparative Politics |
| ◆ | PSCI | 2223-3 | Introduction to International Relations |
| ◆ | PSCI | 3032-3 | Latin American Political Systems |
| ◆ | PSCI | 3082-3 | Political Systems of Sub-Saharan Africa |
| ◆ | PSCI | 3143-3 | International Relations |
| ◆ | PSCI | 4002-3 | Western European Politics |
| ◆ | PSCI | 4012-3 | Global Development |
| | PSCI | 4062-3 | Emerging Democracies of Central and East Europe |
| | PSCI | 4223-3 | Soviet and Russian Diplomacy |
| | PSCI | 4272-3 | Political Economy of Industrial States |
| ◆ | PSYC | 2606-3 | Social Psychology |
| ◆ | RLST | 2400-3 | Religion and Contemporary Society |
| ◆ | RUSS | 2221-3 | Introduction to 20th Century Culture |
| | SCAN | 2201-3 | Introduction to Modern Scandinavian Culture and Society |
| ◆ | SLHS | 1010-3 | Disabilities in Contemporary American Society |
| ◆ | SOCY | 1001-3 | Analyzing Society |
| ◆ | SOCY | 1005-3 | Social Conflict and Social Values |
| ◆ | SOCY | 4024-3 | Juvenile Delinquency |
| ◆ | WMST | 2600-3 | Gender, Race and Class in Contemporary U.S. Society |

11. Ideals and Values (3 hours)

You may complete this 3-hour requirement by passing any course listed below.

| | | | |
|---|-------|--------|---|
| | AIST/ | | |
| | RLST | 2700-3 | American Indian Religious Traditions |
| | BLST/ | | |
| | RLST | 3125-3 | Black Religious Life in America |
| | CLAS/ | | |
| | PHIL | 2610-3 | Paganism to Christianity |
| | FARR | 2660-3 | The Ethics of Ambition |
| | HONR | 2250-3 | |
| | FARR | 2820-3 | The Future of Spaceship Earth |
| | FILM | 2013-3 | Film and the Quest for Truth |
| ◆ | GRMN | 2502-3 | Representing the Holocaust |
| | GRMN/ | | |
| ◆ | HUMN | 3505-3 | The Enlightenment: Tolerance and Emancipation |
| | GRMN/ | | |
| | HUMN | 4502-3 | Nietzsche: Literature and Values |
| | HONR | 4155-3 | Problems of Ancient and Modern Democracy |
| | HUMN | 3440-3 | Literature and Medicine |
| | HUMN | 4155-3 | Philosophy, Art and the Sublime |
| ◆ | INVS | 1000-4 | Responding to Social Problems: An Introduction to Service Learning |
| | LDSP | 1000-3 | The Foundations of Twenty-First Century Leadership |
| ◆ | PHIL | 1000-3 | Introduction to Philosophy |
| ◆ | PHIL | 1100-3 | Ethics |
| ◆ | PHIL | 1200-3 | Philosophy and Society |
| ◆ | PHIL | 1600-3 | Philosophy and Religion |
| ◆ | PHIL | 2200-3 | Major Social Theories |
| ◆ | PHIL | 3100-3 | Ethical Theory |
| | PHIL/ | | |
| | WMST | 3110-3 | Feminist Practical Ethics |
| ◆ | PHIL | 3140-3 | Environmental Ethics |
| ◆ | PHIL | 3160-3 | Bioethics |
| | PHIL | 3190-3 | War and Morality |
| | PHIL | 3200-3 | Social and Political Philosophy |
| | PHIL | 3260-3 | International Human Rights |
| | PHIL | 3600-3 | Philosophy of Religion |
| | PRLC | 1810-3 | Ethical Leadership |
| ◆ | PSCI | 2004-3 | Survey of Western Political Thought |
| ◆ | PSCI | 3054-3 | American Political Thought |
| | RLST | 1620-3 | The Religious Dimension in Human Experience |
| | RLST | 2200-3 | Religion and Dance |

| | | |
|--------|--------|--|
| RLST | 2450-3 | Self, Society, and Spirituality Since the Sixties |
| RLST | 2500-3 | Religion in the United States |
| ♦ RLST | 2600-3 | World Religions: West |
| ♦ RLST | 2610-3 | World Religions: India |
| ♦ RLST | 2620-3 | World Religions: China and Japan |
| ♦ RLST | 3250-3 | Gandhi: Life and Teaching |
| RUSS | 3502-3 | Ideals and Values in Modern Russia |
| ♦ SLHS | 1010-3 | Disabilities in Contemporary American Society |
| ♦ SOCY | 1003-3 | Ethics and Social Issues in U.S. Health and Medicine |
| ♦ SOCY | 1004-3 | Deviance in U.S. Society |
| ♦ SOCY | 1005-3 | Social Conflict and Social Values |
| ♦ SOCY | 2031-3 | U.S. Values, Social Problems, and Change |
| ♦ SOCY | 3151-3 | Self in Modern Society |

Minimum Academic Preparation Standards

All new students entering the University of Colorado who finished high school in the spring of 1988 or later must meet the Minimum Academic Preparation Standards (MAPS) specified by their school or college. The purpose of these standards is to assure that all students have some core knowledge in common.

The College of Arts and Sciences has adopted the following standards for admissions. These standards are defined in high school years.

| | |
|-------------------------|--|
| English | 4 high school years (including 2 in composition) |
| Mathematics | 3 high school years (2 in algebra and 1 in geometry) |
| Natural Science | 3 high school years (including 2 in lab science, one of which must be chemistry or physics) |
| Social Science | 3 high school years (including one of U.S. or world history and one of geography. A student who has U.S. history may use 1/2 year of world history and 1/2 year of geography instead of one year of geography) |
| Foreign Language | completion of a third-year-level course (level III) in a high school foreign language sequence |

Policies Concerning the Completion of MAPS

If you were admitted to the College of Arts and Sciences with missing MAPS courses, you are subject to the following policies:

- Each year of missing high school work can be made up by one semester of appropriate CU-Boulder course work.
- All course work taken toward fulfillment of the MAPS must be taken for a letter grade, and you must receive a passing grade.
- You are required to enroll in and complete at least one MAPS course each term, beginning in your first term of enrollment, until such time as all MAPS requirements are completed. This policy applies to new freshmen, transfer students, and students transferring from other colleges or schools on the Boulder campus and from other campuses of the University. Failure to comply with this requirement may result in suspension at the end of the term in which you cease to complete missing MAPS courses.
- All students who first enroll in one college or school at CU-Boulder and who subsequently transfer to another college or school are required to meet the MAPS specified for the new college or school, whether or not they have completed their MAPS courses in their previous college or school.
- Double-degree students must meet MAPS requirements of both degree-granting colleges or schools.
- During the arts and sciences orientation, students must consult with a CU-Boulder academic advisor to determine which specific courses may be used to meet a MAPS requirement.
- If you complete a course approved to fulfill a MAPS deficiency and that course also is approved to fulfill a Core area, that course can be used to fulfill both the Core requirement and the MAPS deficiency. This change in policy applies to all Arts and Sciences students who are subject to MAPS.

Note: Please contact your academic advisor for additional information.

**Core Curriculum
(Skills Acquisition)**

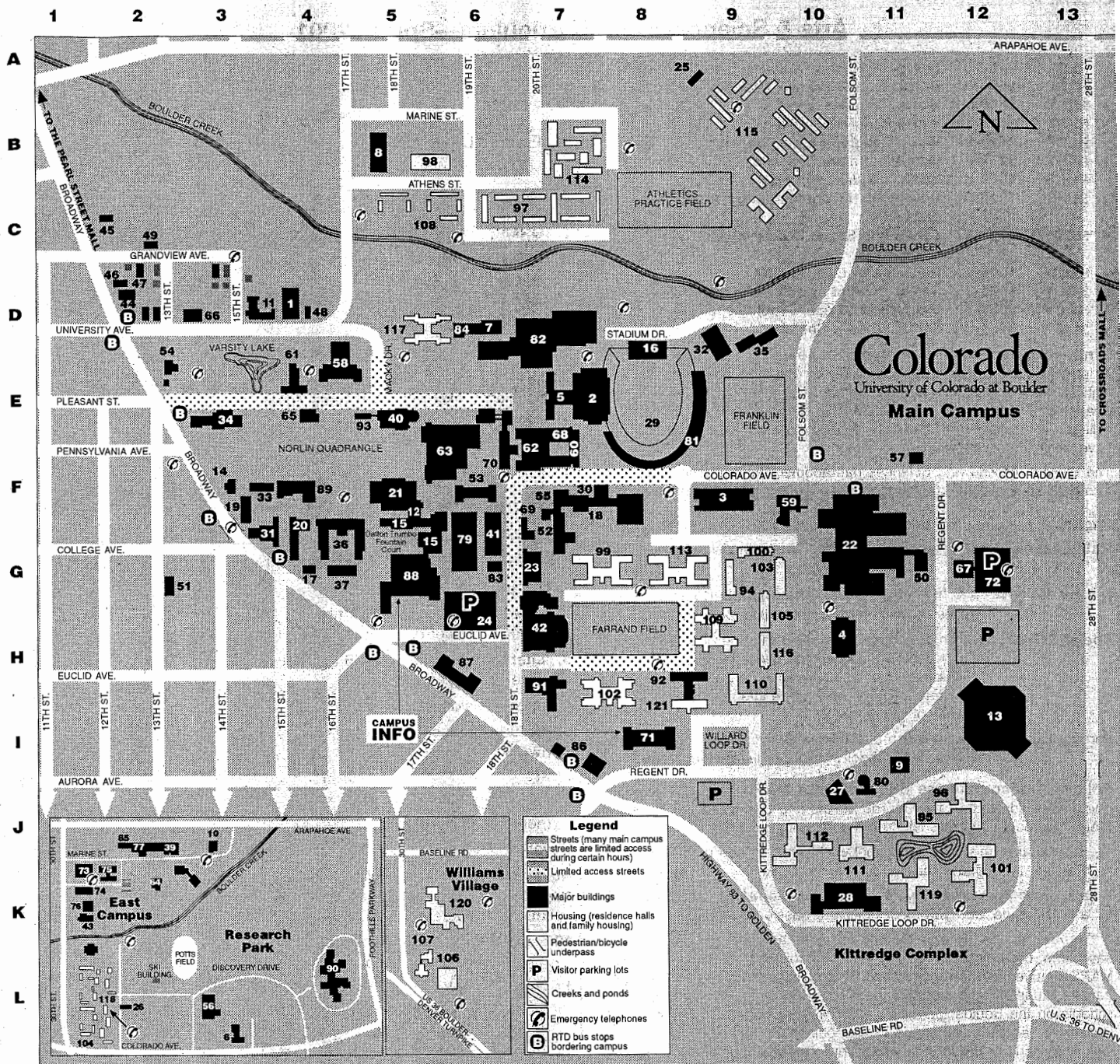
- Foreign Language:**
courses completed _____

- QRMS:**
proficiency exam passed _____
or course(s) completed _____
- Written Communication:**
lower-division course completed _____
upper-division course completed or
proficiency exam passed _____
- Critical Thinking:**
course taken (upper-division only) _____

(Content Areas of Study)

- Historical Context (3 hrs.):**
(lower- or upper-division) _____
 - Cultural and Gender Diversity (3 hrs.):**
(lower- or upper-division) _____
 - United States Context (3 hrs.):**
(lower- or upper-division) _____
 - Literature and the Arts (6 hrs.):**
(lower- or upper-division) _____
(upper-division only) _____
 - Natural Science (13 hrs.):**
(two-semester sequence) _____

(non-sequence) _____
(non-sequence) _____
(lab course) _____
- No more than two lower-division courses may be taken from a single department, with the exception of the 1-hour laboratory/field experience course.
- Contemporary Societies (3 hrs.):**
(lower- or upper-division) _____
 - Ideals and Values (3 hrs.):**
(lower- or upper-division) _____



Building Abbreviations

| | |
|------|--|
| ARMR | Armory (#1) |
| BESC | Benson Earth Sciences (#3) |
| BRKT | Brackett Hall (#100) |
| BUCK | Buckingham Hall—Kittredge Complex (#101) |
| BUS | Business (#4) |
| CARL | Carlson Gymnasium (#5) |
| CDSS | Communication Disorders and Speech Science (#9) |
| CEDU | Continuing Education (#11) |
| CHEM | Cristol Chemistry (#15) |
| CHEY | Cheyenne Arapahoe Hall (#102) |
| CIRE | Cooperative Institute for Research in Environmental Sciences (#12) |
| CLRE | Clare Small Arts and Sciences (#7) |
| COTT | Cottage No. 1 (#14) |

| | |
|------|---|
| DALW | Dal Ward (#16) |
| DEN | Denison Arts and Sciences (#17) |
| DLYC | Darley Commons (#106) |
| DUAN | Duane Physics and Astrophysics (#18) |
| EC | Engineering Center (#22); |
| | ECAD—Engineering Center—Administration Wing; |
| | ECAE—Aerospace Engineering; |
| | ECCE—Civil, Environmental, and Architectural Engineering; |
| | ECCH—Chemical Engineering; |
| | ECCR—Classroom Wing; |
| | ECCS—Computer Science; |
| | ECCE—Electrical Engineering; |
| | ECME—Mechanical Engineering; |
| | ECNT—North Tower; |
| | ECOT—Office Tower; |

| | |
|------|--|
| ECSL | Stores and Labs; |
| ECST | South Tower; |
| ITLL | Drescher Undergraduate Engineering (#50) |
| ECON | Economics (#19) |
| EDUC | Education (#20) |
| EKLC | Ekeley Science (#21) |
| ENVJ | Environmental Design (#23) |
| ENVT | Coors Events/Conference Center (#13) |
| FA | Sibell Wolle Fine Arts (#79) |
| FARR | Farrand Hall (#109) |
| FISK | Fiske Planetarium (#27) |
| GEOL | Geology (#31) |
| GH-3 | Research Park Greenhouse (#78) |
| GUGG | Guggenheim (#33) |
| HALE | Hale Science (#34) |

Building Abbreviations— continued

| | | | | | |
|------|--|------|---|------|----------------------------------|
| HALL | Hallett Hall (#110) | KITT | Kittredge (#111) | OBSV | Sommers-Bausch Observatory (#80) |
| HEND | Henderson Building (Museum) (#37) | KTCH | Ketchum Arts and Sciences (#53) | OFF | Off Site—See Department |
| HLMS | Hellems Arts and Sciences (#36) | LAW | Fleming Law (#28) | PORT | Porter Biosciences, MCDB (#68) |
| HPHY | Health Physics Lab (#35) | LIBR | Norlin Library (#63) | RAMY | Ramaley Biology (#70) |
| HUMN | Humanities (#40) | MAIN | Old Main (#65) | STAD | Stadium Building (#81) |
| HUNT | Hunter Science (#41) | MATH | Mathematics (#59) | SWLL | Sewall Hall (#117) |
| ITLL | Drescher Undergraduate Engineering (#50) | MCDB | Molecular, Cellular, and Developmental Biology (#60; 68) | TCOM | Telecommunications Center (#83) |
| JILA | Joint Institute for Laboratory Astrophysics (#52) | MCKY | Macky Auditorium (#58) | THTR | University Theatre (#89) |
| | | MKNA | McKenna Languages (#61) | UMC | University Memorial Center (#88) |
| | | MUEN | Muenzinger Psychology (#62) | WDBY | Woodbury Arts and Sciences (#93) |
| | | MUS | Imig Music (#42) | | |

University Buildings

1. Armory (D-4)—ARMR
2. Balch Fieldhouse (E-7)
3. Benson Earth Sciences (F-9)—BESC
4. Business (H-10)—BUS
5. Carlson Gymnasium (E-7)—CARL
6. Center for Astrophysics and Space
Astronomy (L-4)
7. Clare Small Arts and Sciences (D-6)—
CLRE
8. College Inn Conference Center (B-5)
9. Communication Disorders and Speech
Science (I-11)—CDSS
10. Computing Center (J-3)
11. Continuing Education (D-4)—CEDU
12. Cooperative Institute for Research in
Environmental Sciences (CIRES) (F-5)—
CIRE
13. Coors Events/Conference Center (I-12)—
ENVT
14. Cottage No. 1 (F-3)—COTT
15. Cristol Chemistry (G-5)—CHEM
16. Dal Ward Athletic Center (D-8)—DALW
17. Denison Laboratory (G-4)—DEN
- * Duane Physical Laboratories (F-7). See
Duane Physics and Astrophysics, Gamow
Tower, Laboratory for Atmospheric and
Space Physics, and Joint Institute for
Laboratory Astrophysics.
18. Duane Physics and Astrophysics (F-7)—
DUAN
19. Economics (F-3)—ECON
20. Education (G-4)—EDUC
21. Ekeley Sciences (F-5)—EKLC
22. Engineering Center (F/G-10/11)—ECAD
23. Environmental Design (G-7)—ENVD
24. Euclid Avenue Autopark (G-6)
25. Family Housing Children's Center—Main
Offices (A-9)
26. Family Housing Children's Center—
Colorado Court (L-2)
27. Fiske Planetarium and
Science Center (J-10)—FISK
28. Fleming Law (K-10)—LAW
29. Folsom Stadium (E-8)—STAD
30. Gamow Tower (F-7)
31. Geology (G-3)—GEOL
32. Grounds and Service Center (D-9)
33. Guggenheim Geography (F-3)—GUGG
34. Hale Science (E-3)—HALE
35. Health Physics Laboratory (D-9)—HPHY
36. Hellems Arts and Sciences/ Mary Rippon
Theatre (G-4)—HLMS
37. Henderson Building. University of Colorado
Museum of Natural History (G-4)—HEND
38. Housing System Maintenance Center (K-3)
39. Housing System Service Center (J-3)
40. Humanities Building (E-5)—HUMN
41. Hunter Science (F-6)—HUNT
42. Imig Music (H-7)—MUS
43. Institute for Behavioral Genetics (K-1)
44. Institute of Behavioral
Science (IBS) No.1 (D-2)
45. IBS No. 2 (C-2)
46. IBS No. 3 (D-2)
47. IBS No. 4 (D-2)
48. IBS No. 5 (D-4)
49. IBS No. 6 (C-2)
50. Integrated Teaching and Learning
Laboratory (ITLL) (G-11)—ITLL
51. International English Center (G-2)
52. Joint Institute for Laboratory Astrophysics
(G-7)—JILA
53. Ketchum Arts and Sciences (F-6)—KTCH
54. Koenig Alumni Center (E-2)
55. Laboratory for Atmospheric and Space
Physics (LASP) (F-7)
56. LASP Space Technology Center (L-3)
57. Lesser House (F-11)
- * Life Sciences Laboratories Complex (E-7).
See Muenzinger Psychology, Porter
Biosciences, and Ramaley Biology.
58. Macky Auditorium (D-4)—MCKY
59. Mathematics Building (F-10)—MATH
60. MCDB expansion (E-7)
61. McKenna Languages (E-4)—MKNA
62. Muenzinger Psychology (E-7)—MUEN
63. Norlin Library (E-6)—LIBR
64. Nuclear Physics Laboratory (K-2)
65. Old Main (E-4)—MAIN
66. Page Foundation Center (D-3)
67. Police and Parking Services (G-12)
68. Porter Biosciences (E-7)—PORT
69. Power House (F-6)
70. Ramaley Biology (E-6)—RAMY
71. Regent Administrative Center (I-8)
72. Regent Drive Autopark (G-12)
73. Research Laboratory No. 1 (J-1)
74. Research Laboratory
No. 2—WICHE (K-1)
75. Research Laboratory No. 3— (J-2)
76. Research Laboratory No. 4 (K-1)
77. Research Laboratory No. 6 (Marine Street
Science Center) (J-2)
78. Research Park Greenhouse (K-1)—GH-3
79. Sibell Wolle Fine Arts (G-6)—FA
80. Sommers-Bausch Observatory (I-11)—
OBSV
81. Stadium Offices (E-8)—STAD
82. Student Recreation Center (D-6/7)
83. Telecommunications Building (G-6)—
TCOM
84. Temporary Building No.1 (D-6)
85. Transportation Center (J-2)
86. University Administrative Center and
Annex (I-7)
87. University Club (H-6)
- * University of Colorado Museum of Natural
History. See Henderson Building (#37; G-
4)—HEND
88. University Memorial Center (UMC)
(G-5)—UMC
89. University Theatre (including Charlotte
York Irey Studios) (F-4)—THTR
90. U S West Research Park (L-4)
91. Wardenburg Health Center (H-7)
92. Willard Administrative
Center—North Wing (H-8)
93. Woodbury Arts and Sciences (E-5)—
WDBY

University Housing

94. Aden Hall (G-9)
95. Andrews Hall—Kittredge Complex (J-11)
96. Arnett Hall—Kittredge Complex (J-12)
97. Athens Court (B/C-6/7)
98. Athens North Court (B-6)
99. Baker Hall (G-7)
100. Brackett Hall (G-9)—BRKT
101. Buckingham Hall—Kittredge Complex
(K-12)—BUCK
102. Cheyenne Arapaho Hall (H-7)—CHEY
103. Cockerell Hall (G-10)
104. Colorado Court (L-1)
105. Crosman Hall (G-10)
106. Darley Commons—Williams Village
(L-6)—DLYC
107. Darley Towers—Williams Village (K-5)
108. Faculty-Staff Court (C-5/6)
109. Farrand Hall (H-9)—FARR
110. Hallett Hall (H-9)—HALL
111. Kittredge Commons—Kittredge Complex
(J-10)—KITT
- * Kittredge Complex. See Kittredge
Commons, and Andrews, Arnett,
Buckingham, Kittredge West, and
Smith Halls.
112. Kittredge West Hall—Kittredge Complex
(J-10)
113. Libby Hall (G-8)
114. Marine Court (B-7)
115. Newton Court (B/C-9/10)
116. Reed Hall (H-10)
117. Sewall Hall (D-5)—SWLL
118. Smiley Court (L-1)
119. Smith Hall—Kittredge Complex (K-11)
120. Stearns Towers—Williams Village (K-6)
121. Willard Hall—South Wing (H-8)—WLRD
- * Williams Village. See Darley Commons,
Darley Towers, and Stearns Towers.